



**PAGI**<sup>TM</sup>

Beauty Outside. Technology Inside

**Door  
Hardware**

**Glass  
Fittings**

**Furniture  
Fittings**

*MRP List effective from*  
**June 2020**

*Celebrating*  
**38**  
*Years of  
Excellence*

**Designer & Architectural Hardware Solutions**

[www.paghardware.com](http://www.paghardware.com)



## Brands

---

*Stella*  
Crystal Collections

Steel  
**Saga**

**ADORE**  
BRASS

**Vario** design

HANDLES  
**ART**

**Alta** Aluminium

**gasp'**  
Kitchens & Wardrobes

**ZING**  
SERIES

**paoc**

**CUBIC**  
Shower & Toilet Partitions

**BREEZE**  
SLIDING DOOR SYSTEMS

**iSecure**  
Electronic Locking Systems

**Fence**  
Railing & Glazing systems

**PAG**  
**G\*GRASS**  
Austrian

  
**Salice Paolo**  
Italian

  
**MARELLA**  
MADE IN ITALY

  
**LINEACALI**  
Italian

**PERKO**  
England

## *Vision*

---

*“To bring you the world’s finest products  
in architectural & designer hardware  
and make it available & affordable”*



Beauty Outside. Technology Inside

# Company

## DISCLAIMER

PAG reserves the right to discontinue or add any product, finish or design without prior notice. The sketches/drawings and images appearing in this price list have been included solely for guidance purposes only. They are not true to scale and do not represent any precise or binding design of the product. PAG is a registered trademark under the trademarks act. Copying or Duplicating the products is strictly prohibited. Only authorized resellers, franchise & distributors appointed by the company are allowed to possess, trade or sell products offered by and from the company. Illegal possession of the goods will result in prosecution.

## AVAILABILITY

PAG endeavours to keep sufficient stock of the products mentioned in this price list. But orders falling out of average, if not in stock, would be intimated and supplied in due course as specified or agreed by customers in written. PAG requests customers to reconfirm stock position before commitment to the customers.

## PRICES

All previous prices are superseded by this List Price along with price agreements of any kind with any party. All prices are subject to change without notice. All prices mentioned are Maximum Retail Prices (M.R.P.) i.e. inclusive of all taxes for the end user. All prices are Ex-works and in Indian Rupees (INR) only. The validity period of the price list also applies in case of products that are not included in this price list. All the information provided is subject to error and printing mistakes for which no liability will be accepted.

## TAX & FREIGHT

Packing, Forwarding & Bardan Charges have to be borne by the buyer. CGST+SGST for Maharashtra and IGST for other states would be applicable after the standard discount on the MRP. Additional Freight charges for prompt deliveries by air i.e. courier or flight charges has to be borne by the buyer along with necessary forms. The Tax rate will be subject to change as per the government notifications.

## ORDERS

Receipt or Possession of this Price List does not grant approval to quote or purchase PAG Products. All orders will be fulfilled by the acceptance of PAG quantity at PAG Price at the time of order. PAG will accept orders via phone, email, fax, sms or courier. PAG reserves the right to decline orders in which the price or quantity of goods is not satisfactory. Any modification to the standard product configuration is considered to be a special order. For a special order the price will vary and no credits will be issued for returned special orders unless authorized by the Directors of PAG. Delivery period of such orders will be decided depending upon the manufacturing process time. Accuracy of phone orders will be determined by the receipt of a written sale order form and an acceptance of the same. The order reference issued on the form will be used for tracking the goods.

## INVOICE

The final dispatch invoice will be sent to you for confirmation just before the dispatch and a written confirmation for the same will be required by you of that invoice. Any changes in the quantity, price or product etc. has to be rectified immediately and the goods will leave the warehouse only after your confirmation. Any changes will not be accepted later.

## CANCELLATIONS & MINIMUM CHARGE

No orders can be cancelled after written or oral confirmation. The expense for a handling an order below INR 5000 will be INR 300 per invoice.

## DELIVERY

We endeavor to make prompt shipment of all orders, but we shall not be held responsible for any loss or damage resulting from delay in filling orders due to causes beyond our control, including delivery of material to us. All responsibility ceases off the goods after it has left our warehouse. Goods in transit are at the risk of the buyer.

## CLAIMS

All claims due to errors or defects must be submitted, in writing, within 15 days after receipt of goods. If PAG is responsible then adjustments will be made and decision for goods will taken after written approval from PAG.

## EXPORT SHIPMENTS

Orders for users outside the Indian Continent will be by quotation from the Export Department to cover any additional import duties, freight, communications, and insurance cost. All Shipments are F.O.B. Mumbai via carrier we select. Single or combined shipments including all products and brands will be considered for free freight with orders at or above \$6000 net. These freight terms apply only to a single destination with sea freight.

## PROPER INSTALLATION & MAINTENANCE

Improper installations or any unguided product hampering is not a responsibility of PAG. It is the responsibility of the buyer to ensure the fitness of hardware for the intended purpose. We recommend assessment by appropriate testing in the application and by technical enquiry to our representatives or by understanding the manual provided with the product. Products may be sharp edged or blunt and heavy. Please handle with proper handling techniques and please keep all products away from the reach of children during or before installation. Keep the products in good condition and avoid contact with chemicals, water, paste, dirt and abuse to increase the life of the product. Finishes treated with protective coatings quickly deteriorate if the surface is broken. To prolong the life and maintain the original beauty of the material and the finish, it is important to avoid the use of paint removing solvents, acids, ambro tapes or other strong caustic cleaning solutions. Before painting doors, frames & woodwork. All hardware items should be removed and re-installed after the paint is dry.

## BACK CHARGES

PAG is not responsible for, does not authorize, and will not accept any back charges for the cost of any labour or material incurred by anyone other than PAG for any repair, service, installation or replacement unless approved with PAG's prior written consent.

## RETURNED GOODS

PAG will not accept any return goods under any circumstances except manufacturing defects or warehouse mistakes. Customer has upto one year from the date of invoice to return the goods in this case and all goods must be returned in original packaging and be in resalable condition, i.e. unaltered and non-degraded condition along with prior approval. Transportation charges of returned goods must be prepaid by the customer. Product not returned in saleable condition or after 1 year of issue date is subject to disposal by PAG with no credit issued.

## WARRANTY

We provide a warranty of one year only on all products for manufacturing defects except electric and electronic products. Plating and Corrosion is not covered under the warranty subject to installation as per PAG standards and guidance by PAG India technicians.

## KEYING INSTRUCTIONS

All orders of keying systems should be specified in writing including all the keying types of master key, grand master key etc. Supply of additional master keys and common keys would require the cylinders to be with PAG and would take minimum one week and maximum two weeks for fulfillment of the orders. Keying orders will not cancelled, replaced or returned once issued.

## CRYSTAL COMBINATIONS




All crystal hardware are made from Swarovski Crystal Elements (Austria) except products Q0155 and Q0158. All crystals are subject to availability from Swarovski. Clear, Blue, Red, Green, Pink & Black crystals are subject to variations and availability from Swarovski Strass, Austria. All crystal handles and accessories are on "made to order" to basis. Ready stock may or may not be available.

## MRP STICKER

We have pasted MRP stickers on all products and liability arised due to missing MRP sticker will be bourne by the buyer.

## ENQUIRY

All enquiries to PAG can be made by phone, email, web, sms, mail, courier for products in the List or outside the list.

Reference Image	Code	Description & Specifications	Material	Finish	Size	MRP	Unit	Box
<b>Saga Steel Hinges (8302)</b>								
	DH3000	<b>SS202 Butt Door Hinge</b> 5 Knuckle Hinge with SS Pin without Ball Bearing	SS202	SS	3x12	90	Pcs	2
				SS	4x12	130	Pcs	2
				SS	5x12	165	Pcs	2
				SS	6/3/2.5	265	Pcs	2
				SS	3x14	80	Pcs	2
				SS	4x14	110	Pcs	2
	DH3009	<b>SS304 Butt Door Hinge</b> 5 Knuckle Hinge with SS Pin without Ball Bearing	SS304	SS	5x14	145	Pcs	2
				SS	4x12	210	Pcs	2
				SS	5x12	273	Pcs	2
				SS	4/3/2.5	256	Pcs	2
DH3009S	<b>SS304 Butt Hinge &amp; SS304 Center Pin</b> <b>SS304 Round CornerButt Door Hinge</b> 5 Knuckle Hinge with SS Pin w/o	SS304	SS	4/3/3	299	Pcs	2	
			SS	5/3/3	390	Pcs	2	
			SS	4X12	220	Pcs	2	
			SS	5X12	290	Pcs	2	
			SS	4x12	210	Pcs	2	
			SS	5x12	273	Pcs	2	
DH2990	<b>SS202 Welded Butt Door Hinge</b> 5 Knuckle Hinge with SS Pin w/o Ball Bearing	SS202	SS	4/3/3	299	Pcs	2	
			SS	5/3/3	390	Pcs	2	
			SS	3x12	105	Pcs	2	
			SS	4x12	170	Pcs	2	
DH2994	<b>SS304 Butt Door Hinge (Welded)</b> 5 Knuckle Hinge with SS Pin w/o	SS304	SS	5x12	325	Pcs	2	
			SS	4x12	250	Pcs	2	
	DH3001	<b>SS202 2BB Door Hinge</b> 5 Knuckle Hinge with SS Pin with 2 Ball Bearing	SS202	SS	3/2.5/2.5	165	Pcs	2
				SS	4/3/2.5	175	Pcs	2
	DH3010	<b>SS304 2BB Door Hinge</b> 5 Knuckle Hinge with SS Pin with 2 Ball Bearing	SS304	SS	100x60x2.5	230	Pcs	2
				SS	4/2.5/2.5	285	Pcs	2
				SS	4/3/2.5	320	Pcs	2
				SS	5/3/2.5	350	Pcs	2
				SS	4/3/3	350	Pcs	2
	DH3010	<b>SS304 Wooden Door Hinge (Fire Rated)</b> 2BB Hinge for Steel Doors SS304 Bearings, Pin and Cap	SS304	SS	4/3/3	455	Pcs	2
	DH3032	<b>SS304 Flap Hinge 2 ball bearing</b> 2BB Hinge SS304/SS202 Bearings, Pin and Cap	SS304	SS	4/3/2.5	279	Pcs	2
				SS304	SS	4/3/3	295	Pcs
	DH3002	<b>SS202 4BB SS Hinge</b> with SS Pin	SS202	SS	4/3/3	215	Pcs	2
				SS	5/3/3	280	Pcs	2
	DH3011	<b>SS304 4BB SS Hinge</b> Premium with SS Pin	SS304	SS	4/3/3	360	Pcs	2
				SS	5/3/3	422	Pcs	2
				SS	6/3.5/4	950	Pcs	2
	FF4221	SS screws suitable for wooden door hinges Philips Head/Plus Head	SS	SS	38x8	2.98	Pcs	200
SS			SS	32x8	2.60	Pcs	200	
FF4223	SS Screws suitable for steel door hinges	SS	SS	M6x15	4	Pcs	100	


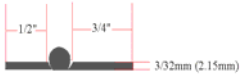





Reference Image	Code	Description & Specifications	Material	Finish	Size	MRP	Unit	Box
	DH3012A	<b>1/8"</b> Brass <b>Railway Hinges (Heavy)</b> with <b>SS Pin</b> Thickness - 1/8" (3mm Approx) Barrel - 3/8" (9mm Approx)	Brass	AB, BP, SS	3x7/8	175	Pcs	10
				AB, BP, SS	4x7/8	230	Pcs	10
AB, BP, SS				3x1	240	Pcs	10	
AB, BP, SS				4x1	320	Pcs	10	
AB, BP, SS				5x1	400	Pcs	10	
AB, BP, SS				6x1	475	Pcs	10	
AB, BP, SS				4x1.1/8	340	Pcs	10	
AB, BP, SS				5x1.1/8	420	Pcs	10	
AB, BP, SS				6x1.1/8	490	Pcs	10	
AB, BP, SS				4x1.1/4	420	Pcs	10	
AB, BP, SS				5x1.1/4	520	Pcs	10	
AB, BP, SS				6x1.1/4	620	Pcs	10	
AB, BP, SS				4x1.1/8	382	Pcs	10	
AB, BP, SS				5x1.1/8	483	Pcs	10	
AB, BP, SS	6x1.1/8	583	Pcs	10				
AB, BP, SS	4x1.1/4	423	Pcs	10				
AB, BP, SS	5x1.1/4	530	Pcs	10				
AB, BP, SS	6x1.1/4	644	Pcs	10				
AB, BP, SS	4x1.1/2	559	Pcs	10				
AB, BP, SS	5x1.1/2	699	Pcs	10				
AB, BP, SS	6x1.1/2	839	Pcs	10				
	DH3012B	<b>1/8"</b> Extra <b>SMOOTH</b> Brass Railway Hinges (Heavy) with SS Pin	Brass	BN	4x1	293	Pcs	10
				BN	5x1	364	Pcs	10
				BN	4x1.1.8	429	Pcs	10
				BN	5x1.1.8	478	Pcs	10
				BN	4x1.1/4	450	Pcs	10
				BN	5x1.1/4	560	Pcs	10
				BN	5x1.1/8	478	Pcs	10
				BN	4x1.1/4	520	Pcs	10
				BN	5x1.1/4	650	Pcs	10
				BN	5x1.1/2	780	Pcs	10
	DH3012C	<b>1/8"</b> Extra <b>SMOOTH</b> Washer Railway Hinges (Heavy) with SS Pin	Brass	AB, BP, SS	3x1	322	Pcs	10
				AB, BP, SS	4x1	427	Pcs	10
				AB, BP, SS	4x1.1/8	469	Pcs	10
				AB, BP, SS	4x1.1/4	651	Pcs	10
				AB, BP, SS	4x1.1/8	588	Pcs	10
				AB, BP, SS	5x1.1/8	728	Pcs	10
	DH3245	R Bearing Hinge Heavy	Brass	SS, AB	4x3x3	692	Pcs	12
			Brass	SS, AB	5x3x3	865	Pcs	12
	DH3013	<b>4BB Brass Bearing Hinges</b> with SS Pin	Brass	AB, BP SS	4/3/3	419	Pcs	6
				AB, BP SS	5/3/3	527	Pcs	6
				AB, BP SS	6/3/4	780	Pcs	6

Reference Image	Code	Description & Specifications	Material	Finish	Size	MRP	Unit	Box
	DH3004	<b>Rising Hinge</b> Auto Close the door after it rises by 10mm at 90 degree when opening inside or outside Max Door Weight 40Kg/Pair	SS	SS	4/3/3 Left	900	Pair	1
				SS	4/3/3 Right	900	Pair	1
	DH3005	<b>Falling Hinge</b> The door falls by 10mm at 90 degree when opening inside or outside Max Door Weight 40Kg/Pair	SS	SS	4/3/3 Left	900	Pair	1
				SS	4/3/3 Right	900	Pair	1
	DH3003	Fix Pin <b>Double Action Hinge</b> 100x70x40mm 15-25Kg Capacity  Fix Pin <b>Double Action Hinge</b> 125x86x45mm 25-30Kg Capacity	SS	SS	4"	570	Pcs	2
				SS	5"	750	Pcs	2
	DH3106	Brass Spring Hinges Single	Brass	SS	4"	963	Pcs	2
				SS	5"	1138	Pcs	2
	DH3108	Brass Spring Hinges Double	Brass	SS	4"	1278	Pcs	2
				SS	5"	1663	Pcs	3
	DH3006	<b>Soss Hinge (Heavy)</b> 200/32 - for 40mm doors 100Kg (2Pc Capacity) 240/32 - for 60mm doors 200Kg (2 Pc Capacity) Invisible 3D Adjustable Hinge & Center Door Hinge	Zinc+ AL+ SS304	SS+BL	60Kg	2958	Pcs	36
				SS+BL	80Kg	5785	Pcs	16
				SS+BL	100Kg	8418	Pcs	10
				SS+BL	160Kg	14723	Pcs	8
				SS+BL	200Kg	16500	Pcs	4
				SS+BL	240Kg	18750	Pcs	2
	DH3007	<b>Soss Hinge (Invisible Hinge &amp; Center Door Hinge)</b> 45/13 - for 20mm doors 5Kg 60/13 - for 20mm doors 10Kg 70/16 - for 25mm doors 25Kg 95/19 - for 30mm doors 30Kg 118/27 - for 40mm doors 40Kg 139/34 - for 50mm doors 50Kg	Zinc+ SS304	AL+CP+SS	45/13	550	Pair	2
				AL+CP+SS	60/13	850	Pair	2
				AL+CP+SS	70/16	1200	Pair	1
				AL+CP+SS	95/19	1800	Pair	1
				AL+CP+SS	118/27	3500	Pair	1
				AL+CP+SS	118/27 AB	4200	Pair	1
				AL+CP+SS	139/34	7550	Pair	1





Reference Image	Code	Description & Specifications	Material	Finish	Size	MRP	Unit	Box
	<b>FF3245FS</b>	L Type Duck/Box Hinges Full Overlay with Smooth Function	Brass	SS	3"x19x19	<b>618</b>	Pcs	12
				SS	4"x19x19	<b>806</b>	Pcs	12
				SS	3"x19x25	<b>618</b>	Pcs	12
				SS	4"x19x25	<b>806</b>	Pcs	12
				SS	3"x25x25	<b>764</b>	Pcs	12
				SS	4"x25x25	<b>1008</b>	Pcs	12
				SS	3"x25x19	<b>764</b>	Pcs	12
				SS	4"x25x19	<b>1008</b>	Pcs	12
				SS	3"x35x25	<b>1528</b>	Pcs	12
				SS	4"x35x25	<b>2096</b>	Pcs	12
	<b>FF3245HS</b>	L Type Duck/Box Hinges Half Overlay with Smooth Function	Brass	SS	3"x19x19	<b>618</b>	Pcs	12
				SS	4"x19x19	<b>806</b>	Pcs	12
				SS	3"x19x25	<b>618</b>	Pcs	12
				SS	4"x19x25	<b>806</b>	Pcs	12
				SS	3"x25x25	<b>764</b>	Pcs	12
				SS	4"x25x25	<b>1008</b>	Pcs	12
				SS	3"x25x19	<b>764</b>	Pcs	12
				SS	4"x25x19	<b>1008</b>	Pcs	12
				SS	3"x35x25	<b>1528</b>	Pcs	12
				SS	4"x35x25	<b>2096</b>	Pcs	12
	<b>FF3247</b>	L Hinges	Brass	AB, BP	3x3/8x6	<b>162</b>	Pcs.	12
				AB, BP	4x3/8x6	<b>216</b>	Pcs.	12
				AB, BP	3x1/2x6	<b>187</b>	Pcs.	12
				AB, BP	4x1/2x6	<b>260</b>	Pcs.	12
				AB, BP	3x3/4x6	<b>231</b>	Pcs.	12
				AB, BP	4x3/4x6	<b>307</b>	Pcs.	12
				AB, BP	3x3/8x12	<b>186</b>	Pcs.	12
				AB, BP	4x3/8x12	<b>249</b>	Pcs.	12
				AB, BP	3x1/2x12	<b>209</b>	Pcs.	12
				AB, BP	4x1/2x12	<b>279</b>	Pcs.	12
				AB, BP	3x3/4x12	<b>246</b>	Pcs.	12
				AB, BP	4x3/4x12	<b>328</b>	Pcs.	12
				AB, BP	3x3/8x19	<b>209</b>	Pcs.	12
				AB, BP	4x3/8x19	<b>282</b>	Pcs.	12
				AB, BP	3x1/2x19	<b>255</b>	Pcs.	12
				AB, BP	4x1/2x19	<b>340</b>	Pcs.	12
				AB, BP	3x3/4x19	<b>286</b>	Pcs.	12
				AB, BP	4x3/4x19	<b>381</b>	Pcs.	12
				AB, BP	3x3/8x25	<b>247</b>	Pcs.	12
				AB, BP	4x3/8x25	<b>330</b>	Pcs.	12
				AB, BP	3x1/2x25	<b>267</b>	Pcs.	12
				AB, BP	4x1/2x25	<b>358</b>	Pcs.	12
				AB, BP	3x3/4x25	<b>311</b>	Pcs.	12
				AB, BP	4x3/4x25	<b>416</b>	Pcs.	12
					<b>FF3252</b>	W Hinges Smooth	Brass	AB,BP,SS
AB,BP,SS	4x3/8x6	<b>348</b>	Pcs.					12
AB,BP,SS	3x1/2x6	<b>319</b>	Pcs.					12
AB,BP,SS	4x1/2x6	<b>426</b>	Pcs.					12
AB,BP,SS	3x3/8x12	<b>283</b>	Pcs.					12
AB,BP,SS	4x3/8x12	<b>377</b>	Pcs.					12
AB,BP,SS	3x1/2x12	<b>335</b>	Pcs.					12
AB,BP,SS	4x1/2x12	<b>449</b>	Pcs.					12
AB,BP,SS	3x3/8x19	<b>312</b>	Pcs.					12
AB,BP,SS	4x3/8x19	<b>416</b>	Pcs.					12
AB,BP,SS	3x1/2x19	<b>351</b>	Pcs.					12
AB,BP,SS	4x1/2x19	<b>468</b>	Pcs.					12

Reference Image	Code	Description & Specifications	Material	Finish	Size	MRP	Unit	Box								
 <p>3x1/2x3/4x3/32 (2.15mm)</p> 	<b>FF3248</b>	Brass Butt Hinge 3/32mm - 2.15mm  1/8mm - 2.5mm	Brass	AB,BP,SS	3x3/8x5/8	<b>88</b>	Pcs.	12								
				AB,BP,SS	3x7/8x7/8	<b>121</b>	Pcs.	12								
				AB,BP,SS	3x1/2x3/4	<b>98</b>	Pcs.	12								
				AB,BP,SS	4x1/2x3/4	<b>126</b>	Pcs.	12								
				AB,BP,SS	3x1/2x1	<b>108</b>	Pcs.	12								
				AB,BP,SS	4x1/2x1	<b>145</b>	Pcs.	12								
				AB,BP,SS	3x3/4x3/4	<b>109</b>	Pcs.	12								
				AB,BP,SS	4x3/4x3/4	<b>144</b>	Pcs.	12								
				AB,BP,SS	3x3/4x1	<b>121</b>	Pcs.	12								
				AB,BP,SS	4x3/4x1	<b>161</b>	Pcs.	12								
				AB,BP,SS	3x1x1	<b>131</b>	Pcs.	12								
				AB,BP,SS	4x1x1	<b>174</b>	Pcs.	12								
				AB,BP,SS	3x7/8x7/8	<b>163</b>	Pcs.	12								
				AB,BP,SS	4x7/8x7/8	<b>229</b>	Pcs.	12								
	<b>DH3253</b>	Premium Parliament Hinges - Wider Opening Angle for the doors	Brass	SS,AB,BP	3x3	<b>707</b>	Pcs	2								
				SS,AB,BP	4x4	<b>1033</b>	Pcs	2								
				SS,AB,BP	4x5	<b>1232</b>	Pcs	2								
				SS,AB,BP	4x6	<b>1348</b>	Pcs	2								
				SS,AB,BP	5x6	<b>1582</b>	Pcs	2								
				SS,AB,BP	5x8	<b>2870</b>	Pcs	2								
	<b>DH4060</b>	<b><u>3in1 DOOR CLOSER HINGE with STOPPER &amp; Double Stop Adjustment</u></b> Max Door Height: 1.8-2.5m Max Door Width: 0.7-1.2m Max Door Thickness: 42-60mm <b><u>Contents</u></b> 45Kg - 1Pc Normal & 1Pc Hydraulic 65Kg - 2 pc Hydraulic 85 Kg - 3 Pc Hydraulic <b><u>Instructions</u></b> 1) Side Marked Slow/Fast Should be facing Down otherside to be upward 2) After pulling the door to 180 degress take off the black screws for activating hydraulic function 3) The down side screw adjustment is used for adjusting the speed of the closer	ALU	ALU	45kg	<b>9620</b>	Set of 2Pc	1								
										<b>DH4060</b>	45Kg - 1Pc Normal & 1Pc Hydraulic 65Kg - 2 pc Hydraulic 85 Kg - 3 Pc Hydraulic <b><u>Instructions</u></b> 1) Side Marked Slow/Fast Should be facing Down otherside to be upward 2) After pulling the door to 180 degress take off the black screws for activating hydraulic function 3) The down side screw adjustment is used for adjusting the speed of the closer	ALU+S	ALU	65kg	<b>13910</b>	Set of 2Pc
	<b>DH4060</b>	45Kg - 1Pc Normal & 1Pc Hydraulic 65Kg - 2 pc Hydraulic 85 Kg - 3 Pc Hydraulic <b><u>Instructions</u></b> 1) Side Marked Slow/Fast Should be facing Down otherside to be upward 2) After pulling the door to 180 degress take off the black screws for activating hydraulic function 3) The down side screw adjustment is used for adjusting the speed of the closer	ALU	85kg	<b>19500</b>	Set of 3Pc	1									
																
SS	6"	<b>396</b>	Pcs	12												
SS	8"	<b>432</b>	Pcs	12												
SS	10"	<b>468</b>	Pcs	12												

Reference Image	Code	Description & Specifications	Material	Finish	Size	MRP	Unit	Box															
<b>Tower Bolts</b>																							
	DH3022	<b>Concealed Tower Bolt</b> Flip to Slide Type SS Finish	SS	SS	6"	576	Pcs	2															
				SS	8"	625	Pcs	2															
				SS	10"	750	Pcs	2															
				SS	12"	845	Pcs	2															
	DH3022	<b>Concealed Tower Bolt</b> Flip to Slide Type SS Finish	SS	AB	6"	842	Pcs	2															
				AB	8"	913	Pcs	2															
				AB	10"	1017	Pcs	2															
				AB	12"	1225	Pcs	2															
	DH3017	<b>Z/L/Marble Towerbolt</b> 3/8 9mm rod Brass Rod Heavy Duty Round Type	Brass	SS, AB	3"	210	Pcs	12															
				SS, AB	4"	284	Pcs	12															
				SS, AB	6"	436	Pcs	6															
				SS, AB	8"	598	Pcs	6															
				SS, AB	10"	711	Pcs	6															
				SS, AB	12"	854	Pcs	6															
				SS, AB	15"	1096	Pcs	6															
				SS, AB	18"	1348	Pcs	6															
	DH3161	<b>Z/L/Marble Towerbolt</b> 3/8 9mm rod SS Rod Round Type	Brass	SS	4"	200	Pcs	12															
				SS	6"	300	Pcs	6															
				SS	8"	400	Pcs	6															
				SS	10"	500	Pcs	6															
DH3161	<b>Z/L/Marble Towerbolt</b> 3/8 9mm rod SS Rod Round Type	Brass	SS	12"	600	Pcs	6																
			SS	4"	200	Pcs	12																
			SS	6"	300	Pcs	6																
			SS	8"	400	Pcs	6																
FF3023	<b>Auto Open/Close Flush Bolt</b> for Double Door (Can be used for Left/Right Door)	SS304	SS	6" Left/Right	1176	Pcs	10																
								FF3019	<b>Double Door Auto Tower Bolt</b> Left/Right Version	Brass	SS, AB	2"	495	Pair	10								
																DH3018	<b>Antique Tower Bolt</b>	Brass	AB	9"	1400	Pcs	1
																			AB	15"	1800	Pcs	1
	DH3024A	<b>Deluxe Tower Bolt</b> Front Fixing Screws Custom sizes available upto 72"	SS202	SS	4"	78	Pcs									5							
				SS	6"	117	Pcs	5															
				SS	8"	156	Pcs	5															
				SS	10"	195	Pcs	5															
				SS	12"	234	Pcs	5															
				SS	15"	293	Pcs	5															
				SS	18"	351	Pcs	5															
				SS	24"	468	Pcs	5															
	DH3024B	<b>Heavy Deluxe Tower Bolt</b> Front Fixing Screws Custom sizes available upto 72"	SS304	SS	4"	143	Pcs	5															
				SS	6"	215	Pcs	5															
				SS	8"	286	Pcs	5															
				SS	10"	357	Pcs	5															
				SS	12"	429	Pcs	5															
				SS	15"	536	Pcs	5															
			SS	18"	682	Pcs	5																
			SS	24"	858	Pcs	5																



Reference Image	Code	Description & Specifications	Material	Finish	Size	MRP	Unit	Box
	DH3024C	<b>Deluxe Bend/Welded Tower Bolt</b> Front Fixing Screws Custom sizes available upto 72"	SS202	SS	3"	54	Pcs	5
				SS	4"	72	Pcs	5
				SS	6"	108	Pcs	5
				SS	8"	144	Pcs	5
				SS	10"	180	Pcs	5
				SS	12"	216	Pcs	5
				SS	15"	270	Pcs	5
				SS	18"	324	Pcs	5
	DH3025	<b>15mm Round Tower Bolt</b> 75% Extra for AB/CP/BN Finish	SS202	SS	4"	143	Pcs	12
				SS	6"	195	Pcs	12
				SS	8"	247	Pcs	12
				SS	10"	293	Pcs	12
				SS	12"	332	Pcs	12
				SS	15"	390	Pcs	6
				SS	18"	468	Pcs	6
				SS	24"	585	Pcs	6
				SS	30"	712	Pcs	3
SS	36"	877	Pcs	3				
	DH3015	<b>15mm Square Tower Bolt</b>	Brass	SS/AB	8"	780	Pcs	6
				SS/AB	10"	975	Pcs	6
				SS/AB	12"	1170	Pcs	6
	DH3020	<b>15mm Square Tower Bolt</b> 75% Extra for AB/CP/BN Finish	SS304	SS	4"	234	Pcs	12
					6"	322	Pcs	12
					8"	429	Pcs	12
					10"	536	Pcs	12
					12"	644	Pcs	12
	DH3026	<b>15mm Square Tower Bolt</b> 75% Extra for AB/CP/BN Finish	SS202	SS	15"	764	Pcs	6
					4"	143	Pcs	12
					6"	195	Pcs	12
					8"	247	Pcs	12
					10"	293	Pcs	12
					12"	332	Pcs	12
					15"	390	Pcs	6
					18"	468	Pcs	6
					24"	585	Pcs	6
					30"	712	Pcs	6
36"	877	Pcs	6					
42"	1103	Pcs	3					
60"	1575	Pcs	3					
	DH3130	<b>Heavy Semi Round Tower Bolt</b> 75% Extra for AB/CP/BN Finish	ALU+S S	SS	4"	130	Pcs	12
					6"	200	Pcs	12
					8"	240	Pcs	12
					10"	300	Pcs	12
					12"	340	Pcs	12
	DH3016	Brass Deluxe Tower Bolt with SS rod	Brass	SS, CP	4"	230	Pcs	10
					6"	320	Pcs	10
					8"	385	Pcs	10
					10"	475	Pcs	10

Reference Image	Code	Description & Specifications	Material	Finish	Size	MRP	Unit	Box
	<b>DH3027</b>	Aluminium Square Tower Bolt with SS Rod	ALU+SS	SS	4"	<b>110</b>	Pcs	10
				SS	6"	<b>165</b>	Pcs	10
				SS	8"	<b>220</b>	Pcs	10
				SS	10"	<b>275</b>	Pcs	10
				SS	12"	<b>330</b>	Pcs	10
	<b>DH3028</b>	Deluxe Brass Tower Bolt (Heavy)	Brass	SS, BP, AB	3"	<b>250</b>	Pcs	5
				SS, BP, AB	4"	<b>330</b>	Pcs	5
				SS, BP, AB	6"	<b>500</b>	Pcs	5
				SS, BP, AB	8"	<b>650</b>	Pcs	5
				SS, BP, AB	10"	<b>820</b>	Pcs	5
				SS, BP, AB	12"	<b>980</b>	Pcs	5
				SS, BP, AB	15"	<b>1230</b>	Pcs	5
				SS, BP, AB	18"	<b>1475</b>	Pcs	5
				SS, BP, AB	24"	<b>1965</b>	Pcs	5
	<b>DH3029</b>	Aluminium Tower Bolt	AL	SN	3"	<b>115</b>	Pcs	10
				SN	6"	<b>160</b>	Pcs	10
				SN	8"	<b>195</b>	Pcs	10
	<b>DH3167</b>	Capsule Tower Bolt Brass material with SS Rod	Brass	SS	3"	<b>163</b>	Pcs	10
				SS	4"	<b>217</b>	Pcs	10
				SS	6"	<b>326</b>	Pcs	10
				SS	8"	<b>434</b>	Pcs	10
				SS	10"	<b>542</b>	Pcs	10
				SS	12"	<b>650</b>	Pcs	10
	<b>DH3168</b>	Xylo Heavy Tower Bolt 32mm Width	Brass	SS	4"	<b>465</b>	Pcs	12
				SS	6"	<b>698</b>	Pcs	6
				SS	8"	<b>930</b>	Pcs	6
				SS	10"	<b>1162</b>	Pcs	6
				SS	12"	<b>1395</b>	Pcs	6
				SS	24"	<b>2730</b>	Pcs	6
				SS	30"	<b>3413</b>	Pcs	6

Reference Image	Code	Description & Specifications	Material	Finish	Size	MRP	Unit	Box
	DH3169	Xylo Tower Bolt 24mm Width	Brass	SS, AB	4"	320	Pcs	12
				SS, AB	6"	480	Pcs	6
				SS, AB	8"	630	Pcs	6
				SS, AB	10"	788	Pcs	6
				SS, AB	12"	945	Pcs	6
	DH3170	Aluminium towerbolt	Alu	SS, AB	4"	190	Pcs	6
				SS, AB	6"	290	Pcs	6
				SS, AB	8"	390	Pcs	6
				SS, AB	10"	490	Pcs	6
				SS, AB	12"	590	Pcs	6
				SS, AB	15"	740	Pcs	6
				SS, AB	18"	890	Pcs	6
				SS, AB	24"	1150	Pcs	6
<b>Special Door Stoppers</b>								
	DH3109	Hinge Door Stopper - To be embedded into the hinge	Zinc	SN, BG	65x54mm	95	Pcs	30
	DH3107	Spiral Door Stopper	SS	SN, AB	90mm	150	Pcs	30
<b>Door Stoppers</b>								
	DH3041	Foot Stopper	Zinc	SS	6"	390	Pcs	10
	DH3042 ★	Stainless Steel 33mm Rubber Door Stopper (Front Door Fixing) Latch Release System	SS	SS	145mm	300	Pcs	10
	DH3043 ★	Brass Rubber Door Stopper (Front Door Fixing) Latch Lift Release System	Brass	AB, SS	125mm	330	Pcs	12

Reference Image	Code	Description & Specifications	Material	Finish	Size	MRP	Unit	Box
	<b>DH3070</b> ★	SS Door Stopper with Rubber (Front Fixing)	SS	AB,SS	4"	<b>210</b>	Pcs	10
	<b>DH3046</b>	Heavy Front Stopper	Zinc Alloy	AB, SS	4"	<b>300</b>	Pcs	30
	<b>DH3069</b>	Rubber Door Stopper (Floor Fixing)	Zinc	AB, SS	44mm	<b>196</b>	Pcs	30
	<b>DH3071</b>		SS316	SS		<b>315</b>	Pcs	30
	<b>DH3080</b>		SS304	SS		<b>260</b>	Pcs	30
	<b>DH3074A</b>	Rubber Door Stopper (Wall Fixing)	SS	SS	3"	<b>102</b>	Pcs	10
			SS	SS	4"	<b>126</b>	Pcs	10
	<b>DH3074C</b>	Rubber Door Stopper (Wall Fixing) with Cap	SS	SS	3"	<b>245</b>	Pcs	10
			SS	SS	4"	<b>325</b>	Pcs	10
	<b>DH3074H</b>	With Hook Rubber door stopper	SS	SS	3"	<b>450</b>	Pcs	10
	<b>DH3075</b>	Door Stopper with Rubber Bottom Fixing	SS	SS	48mm	<b>295</b>	Pcs	10
	<b>DH3076S</b>	Door Stopper with Rubber Bottom & Side Fixing	SS	SS	48mm	<b>395</b>	Pcs	10
	<b>DH3077S Single</b>	Single Rubber Door Stopper (Front Fixing)	SS	SS	2"	<b>56</b>	Pcs	10
	<b>DH3077D Double</b>	Single Rubber Door Stopper (Front Fixing)	SS	SS	2"	<b>88</b>	Pcs	10
		Single Rubber Door Stopper (Front Fixing)	SS304	SS	2"	<b>225</b>	Pcs	10

# Door Fitting & Accessories

New Additions

Limited Edition



On Order

FMP



Reference Image	Code	Description & Specifications	Material	Finish	Size	MRP	Unit	Box
	<b>DH3051</b>	Wall fixing door stopper PVC Stopper	PVC	White	1"	<b>20</b>	Pcs	50
				White	1.5"	<b>24</b>	Pcs	50
				White	2"	<b>27</b>	Pcs	50
				White	2.5"	<b>30</b>	Pcs	50
				White	3"	<b>34</b>	Pcs	50
				White	4"	<b>40</b>	Pcs	50
	<b>DH3044</b>	CP+SS Stainless Steel Door Stopper	SS	CP+SS	2"	<b>192</b>	Pcs	20
				CP+SS	3"	<b>200</b>	Pcs	20
				CP+SS	4"	<b>230</b>	Pcs	10
	<b>DH3044P</b>	CP+SS Stainless Steel Door Stopper With Bottom Plate Heavy	SS	CP+SS	3"	<b>230</b>	Pcs	24
				CP+SS	4"	<b>260</b>	Pcs	24
	<b>DH3045</b>	Door Magnetic Holder (Wall + Floor Fixing)	Zinc	AB, SS	85mm	<b>247</b>	Pcs	30
	<b>DH3047</b> ★	Door Magnetic Holder (Wall + Floor Fixing) Economic	Zinc	AB, CP, SS	82mm	<b>250</b>	Pcs	30
	<b>DH3048</b>	Door Magnetic Holder (Wall + Floor Fixing)	Zinc	AB, SS	87mm	<b>397</b>	Pcs	30
	<b>DH3049</b>	Door Magnetic Holder (Wall + Floor Fixing)	Zinc	SS	98mm	<b>360</b>	Pcs	30
	<b>DH3052</b>	Magnetic Door Holder (Floor Fixing) Heavy	Zinc	AB, SS	40mm	<b>260</b>	Pcs	30
	<b>DH3053</b>	Magnetic Door Holder (Floor Fixing)	Zinc	AB, BG	50mm	<b>340</b>	Pcs	30
	<b>DH3054</b>	Magnetic Door Holder (Floor Fixing) Heavy	Zinc	AB, SS	50mm	<b>357</b>	Pcs	30



# Door Fitting & Accessories

New Additions  
Limited Edition



On Order  
FMP



Reference Image	Code	Description & Specifications	Material	Finish	Size	MRP	Unit	Box
	DH3055	Magnetic Door Holder (Wall Fixing) with Adjustable Angle and Retractable Capacity for Heavy Door Heavy Duty	Zinc	SN	75mm	550	Pcs	10
	DH3060	HD400 Wall Magnetic SS Stopper with Spring Action Push Force 400N Silent Function Wall Mounting	SS	SN	108mm	475	Pcs	30
	DH3061	Magnetic Door Holder (Wall+Floor Fixing)	SS	AB	100mm	318	Pcs	30
				SN	100mm	283	Pcs	30
	DH3062	Magnetic Door Holder (Wall+Floor Fixing)	SS	AB	105mm	354	Pcs	30
				SN	105mm	348	Pcs	30
	DH3063	Magnetic Door Holder (Wall+Floor Fixing)	SS	AB	100mm	350	Pcs	30
				SN	100mm	300	Pcs	30
	DH3064	Magnetic Door Holder (Angled Floor Fixing)	SS +Zinc	SS	30mm	371	Pcs	50
	DH3065	SS Heavy Magnetic Door Stopper (Wall+Floor Fixing)	SS Heavy	AB	100mm	350	Pcs	30
				SS	100mm	300	Pcs	30
	DH3083	SS Magnetic Door Stopper (Wall+Floor Fixing)	SS Light	SS	90mm	195	Pcs	30
	DH3066	<b>PAG HD500</b> Wall Magnetic Stopper SS Stopper Heavy Duty with Spring Action Push Force 500N Silent Function Wall Mounting	SS	AB	112mm	790	Pcs	30
	DH3066		SS	SS	112mm	715	Pcs	30
	DH3067	Wall Magnetic SS Stopper Heavy Duty with Spring Action Push Force 600N Silent Function	SS304	AB	108mm	692	Pcs	30
			SS304	SS	108mm	627	Pcs	30
	DH3068	Magnetic Bell Door Stopper	SS	AB	85mm	224	Pcs	30
			SS	SS	85mm	159	Pcs	30

# Door Fitting & Accessories





New Additions  
Limited Edition



On Order  
FMP



Reference Image	Code	Description & Specifications	Material	Finish	Size	MRP	Unit	Box
	DH3056	Fantum Concealed Bottom Magnet with Upgraded Silent System	SS304	AB	35mm	950	Pc	30
	DH3056		SS304	SS	35mm	750	Pc	30
	DH3057	Square Magnet (Wall Fixing)	SS	AB,SS	75mm	520	Pcs	30
	DH3090 ★	SS304 Heavy Door Stopper (Wall + Floor Fixing)	SS304	SS	100mm	550	Pcs	30
	DH3098	Stainless Steel Adjustable Door Magnetic Holder (Full One Piece with Thick Bottom Plate) (Wall + Floor Fixing)	SS304	SS	100mm	550	Pcs	30
	DH3099	Stainless Steel Adjustable Door Magnetic Holder (Wall + Floor Fixing)	SS	SS	100-150mm	350	Pcs	30
	DH3058	Plastic Wall Fixing Magnetic Door Holder (Project Application)	PVC	Brown	75mm	85	Pcs	18
				White	75mm	85	Pcs	18
				Ivory	75mm	85	Pcs	18
	DH3059	Plastic Wall+Floor Fixing Magnetic Door Holder (Project Application)	PVC	Black	95mm	85	Pcs	10
				Ivory	95mm	85	Pcs	10
				Brown	95mm	85	Pcs	10
	DH3072 ★	Stopper Ball Catch for Holding the Door	Brass+SS	AB	54x26mm	400	Pcs	50
				SS	54x26mm	360	Pcs	50
	DH3073 ★	Stopper Ball Catch for Holding the Door	SS	SS	90x20mm	580	Pcs	50
<b>Buffers &amp; Magnets</b>								
	FF3362	Transparent Buffer 210 Pieces per strip	Plastic	Trans parent	1x1.5mm	6	Pcs	1050

Reference Image	Code	Description & Specifications	Material	Finish	Size	MRP	Unit	Box
	FF3455	Single Push Magnet	Brass	AB,SS	50mm	182	Pcs.	20
	FF3470	Double Push Magnet	Brass	AB,SS	50mm	385	Pcs.	20
	FF3459	Heavy Magnetic Ball Catch	Zinc	AB	62x24mm	96	Pcs.	240
				SS	62x24mm	96	Pcs.	240
	FF3460	Magnetic Ball Catch	Zinc	AB	44x16mm	72	Pcs.	360
				SS	44x16mm	72	Pcs.	360
	FF3461	Big Ball Catch	Plastic, Steel	Brown Black White	57x26mm	22	Pcs.	450
	FF3462	Standard Ball catch	Plastic, Steel	White Black Brown Ivory	46x16mm	14	Pcs.	900
	FF3463	Ball Catch	SS	SS	55x25mm	23	Pcs.	300
	FF3466-I	Slim Magnet	SS	SS	41x12x4mm	35	Pcs	50
				SS	41x12x4mm	40	Pcs	50
	FF3453	Push Open Ball Catch	PVC	Black	2"	12	Pcs.	50
				Brown	2"	12	Pcs.	50
	FF3454	Ball Catch with Pivot and handle	Steel	Ivory	45x38mm	36	Pcs.	50

# Door Fitting & Accessories

New Additions

Limited Edition



On Order

FMP



Reference Image	Code	Description & Specifications	Material	Finish	Size	MRP	Unit	Box
	FF3451	Double Long Magnet		Brown		54	Pcs	30
	FL3455	Plastic Round		Brown		36	Pcs.	50
	FL3456	Italian Type Glass Push with Plate & Screw Single Ball Catch		Black		28	Pcs.	50
				Brown		28	Pcs.	50
				Ivory		28	Pcs.	50
	FL3457	Italian Type Glass Push with Plate & Screw Double Ball Catch		Black		30	Pcs.	50
				Brown		30	Pcs.	50
				Ivory		30	Pcs.	50
	FF3456	Aluminium Bino Push Magnet - Single Telescope	AL	AL	90/50mm	208	Pcs	50
	FF3457	Aluminium Bino Push Magnet - Double Telescope	AL	AL	90/85mm	390	Pcs	50
	FF3469	Maxi Magic - Ferrari Italian Plastic Head Push Magnet with SS Cover Plate	Plastic	SS	80x10mm	280	Pcs	100
	FF3464	Pistol Push Open Ball Catch for Pag 3281, 3282, 3283 Push to Open Hinge	Plastic	Grey	15Kg 80x10mm	140	Pcs	100
	FF3465	Plastic Cannon Push Magnet	Plastic + SS Cover	SS	80/22mm	137	Pcs	100

Reference Image	Code	Description & Specifications	Material	Finish	Size	MRP	Unit	Box
	FF3467	Crab Push to Open Plastic Ball Catch	Plastic	Brown	55x45mm	107	Pcs	50
				White	55x45mm	107	Pcs	50
	FF3468	Plastic Silencer	Plastic	Grey	60/20mm	94	Pcs	100
<b>Aldrops &amp; Tadi</b>								
	DH3112	3+1 Square Aldrop	Brass	AB, SS	10"	2100	Sets	10
	DH3113	3+1 Designer Aldrop	Brass	AB, SS	10"	2178	Sets	10
				AB, SS	12"	2275	Sets	10
				AB, SS	16"	2375	Sets	4
	DH3123	3+1 Rectangle Aldrop	Brass	AB, SS	10"	1925	Sets	10
	DH3153	Aldrop	Brass	AB	10"	3990	Sets	10
	DH3154	Tadi	Brass	AB	8"	2310	Sets	10
	DH3155	Aldrop	Brass	AB,SS	10"	2245	Sets	10
	DH3156	Tadi	Brass	AB	8"	1205	Sets	10
				AB	12"	1805	Sets	10
	DH3157	Tadi	Brass	CP	6"	425	Sets	10
	DH3158	Aldrop with Nuts & Screws	SS202	SS	10"x12mm	228	Sets	10
				CP+SS	10"x14mm	300	Sets	10
					10"x16mm	345	Sets	10

# Door Fitting & Accessories

New Additions  
Limited Edition



On Order  
FMP
















Reference Image	Code	Description & Specifications	Material	Finish	Size	MRP	Unit	Box
	DH3159	Tadi	SS202	SS	8"	135	Sets	10
				SS	10"	390	Sets	10
	DH3160	Aldrop with SS304 Rod with Nuts & Screws	SS304	SS	10"/16mm	895	Sets	10
	DH3165	Aldrop	SS304	SS	10"	1250	Sets	10
	DH3149	Aldrop	SS202	CP+SS	6"x3mmx1	225	Pcs	10
			SS202	CP+SS	10"x2mmx	231	Pcs	10
			SS202	CP+SS	10"x3mmx	341	Pcs	10
			SS202	CP+SS	10"x3mmx	374	Pcs	10
			SS304	CP+SS	10"x3mmx	715	Pcs	10
			SS304	CP+SS	12"x3mmx	813	Pcs	10
	DH3150	Tadi	SS202	CP+SS	6"x2mm	121	Pcs	10
			SS202	CP+SS	8"x2mm	137	Pcs	10
			SS202	CP+SS	8"x3mm	189	Pcs	10
			SS304	CP+SS	10"x12mm	406	Pcs	10
			SS304	CP+SS	12"x12mm	455	Pcs	10
	FHP3148	Front Screw Handle	SS202	CP+SS	6"x3mm	49	Pcs	50
	FHP3146	Front Screw Handle	SS304	CP+SS	6"x3mm	137	Pcs	50
<b>Door Kits</b>								
	DH1001	ISI mark Hinges Material: Mild Steel Features: For Wooden Door Butt Type Powder coated With powder coated screw Certified by BIS			100mm (ISI)	50	Pcs	500
					125mm (Non-ISI)	65	Pcs	500
					150mm (ISI)	90	Pcs	500
	DH1002	ISI mark Tadi Material: Mild Steel Features: For Wooden Door With Two Brackets Powder coated With powder coated Bolts Certified by BIS			Length: 250mm Drop Length: 125mm Width: 40mm Weight: 500gms approx	250	Sets	100
	DH1003	ISI mark Aldrop Material: Mild Steel Features: For Wooden Door With Two Brackets Powder coated With powder coated Bolts Certified by BIS			Length: 250mm Drop Length: 125mm Width: 40mm Weight: 540gms approx	280	Sets	100
	DH1004	ISI mark Tower Bolt Material: Mild Steel Features: For Wooden Door Powder coated With 12 powder coated screws Certified by BIS			Size: 250mm Width: 32mm Weight: 270gms	140	Pcs	250

Reference Image	Code	Description & Specifications	Material	Finish	Size	MRP	Unit	Box
	DH1005	Material: Mild Steel Features: For Wooden Door Powder coated With powder coated screw			Size: 125mm Thickness: 2.5mm	70	Pcs	500
					Width: 13mm Weight: 2gms(125mm)	80	Pcs	500
	DH1006	Material: Mild Steel Features: For Wooden Door Front leg Powder coated With powder coated screw Certified by BIS			Weight: 75gms	70	Pcs	500
	DH3163	2mm Door Kit Aldrop+Tadi+Main Door Handle+Inner Handle+ Tower Bolt+Door Stopper	SS202	CP+SS	8"	700	Sets	1
				CP+SS	10"	860	Sets	1
				CP+SS	12"	950	Sets	1
	DH3164	Door Kit Aldrop+Tadi+Main Door Handle+Inner Handle+ Tower Bolt	Zinc	SS	10"	3000	Sets	1
	DH3166	3mm Heavy Door Kit Aldrop+Tadi+Main Door Handle+Inner Handle+ Tower Bolt+Door Stopper	Zinc	CP+SS	10"	2895	Sets	1
<b>Door Knockers</b>								
	DH5104	Door Knocker	Zinc	AB, POV	115mm	1600	Pcs	1
	DH5107	Door Knocker	Zinc	AB,SS, BG	150mm	1600	Pcs	1
	DH5108	Door Knocker	Zinc	AB, POV	160mm	1500	Pcs	1

Reference Image	Code	Description & Specifications	Material	Finish	Size	MRP	Unit	Box
	DH5109	Door Knocker	Zinc	AB, POV	130mm	1500	Pcs	1
	DH5110	Door Knocker	Brass	AB	130mm	1706	Pcs	1
				AB	195mm	3006	Pcs	1
	DH5135	Door Knocker	Zinc	AB, SS	145mm	1600	Pcs	1
	DH26027	Impero Door Knocker 109x190 Made by Bosetti Marella in Italy	Zinc	AB	190mm	4106	Pcs	1
				POV	190mm	5047	Pcs	1
<b>Latches, Viewers, Chains , Seals &amp; Sign Plates</b>								
	DH3178C	Crank Bolt - L Type		AB/SS	4"	200	Pcs	20
				AB/SS	6"	245	Pcs	20
	DH3178F	Crank Bolt - Flat Type		AB/SS	4"	200	Pcs	20
				AB/SS	6"	245	Pcs	20
	DH3078	Zinc Designer Latch	Zinc	AB	6"	750	Pcs	1
				AB	8"	850	Pcs	1
	DH3079	Indicating Bathroom Latch	SS	SS	3"	450	Sets	1
	DH3034A	Bold Design Heavy Baby Latch 14mm	ALU	SS	3"	244	Pcs	20
				CP	3"	254	Pcs	20
				AB	3"	294	Pcs	20
				SS	4"	350	Pcs	20
				CP	4"	360	Pcs	20
				AB	4"	415	Pcs	20
	DH3179S	Sleek Square Latch	Brass	SS	4"	430	Pcs	20
			Brass	AB	4"	450	Pcs	20



Reference Image	Code	Description & Specifications	Material	Finish	Size	MRP	Unit	Box
	DH3179R	Half Round Latch	Brass	SS	4"	430	Pcs	20
			Brass	AB	4"	450	Pcs	20
	DH3180	Barrel Bolt	Brass	SS	3"	156	Pcs	12
				SS	4"	195	Pcs	12
				SS	6"	273	Pcs	12
	DH3035	Baby Latch	Brass	SS, AB	3"	210	Pcs	10
					4"	240	Pcs	10
	DH3036	Baby Latch	SS/Zinc	SS	4"	260	Pcs	20
				SS	5"	325	Pcs	20
<b>Door Viewers</b>								
	DH3091	Premium Door Viewer with cover (34 to 48mm Door Thickness)	Brass	SN	14mm	620	Pcs	10
	DH3095 ★	Premium Door Viewer (25 to 58mm Door Thickness)	Brass	AB, SN	24mm	215	Pcs	10
	DH3096	Premium Door Viewer with Cover (48 to 58mm Door Thickness)	Brass	AB, SN, CP	24mm	350	Pcs	10
	DH3097	Project Series Door eye with 180 degrees viewing angle	Zinc Plastic	CP, SN	19mm	100	Pcs	25
<b>Door &amp; Window Chains &amp; Latches</b>								
	DH3081 ★	SS Door Chain 5" (Customized Long Sizes Available on Request)	SS304	SS	5"	260	Pcs	50
	DH3082	SS304+Leather Door Chain 5" (Customized Long Sizes Available on Request)	SS304	SS	5"	300	Pcs	50
	DH3084A	MS Door Chain 5" 18 Gauge	MS	CP	5"	70	Pcs	50
	DH3084B	SS Door Chain 5" 18 Gauge	SS202	CP	5"	140	Pcs	50
	DH3084C	Brass Door Chain 5" 18 Gauge	Brass	CP	5"	315	Pcs	25
	DH3085	Heavy Door guard	Zinc	SS, AB	4"	358	Pcs	10
				SS, AB	5"	406	Pcs	10
	DH3086	Door Guard Latch for Aluminium Type with Key lock	Zinc	SS		675	Pc.	10

Reference Image	Code	Description & Specifications	Material	Finish	Size	MRP	Unit	Box
	DH3089	Door Chain with Button	Zinc	SS	3"	760	Pcs	10
	FF3380	Rod Latch for Wardrobe Door Protection from uncontrollable movement	Brass	CP	8"	392	Pcs	10
				CP	10"	431	Pcs	10
				CP	12"	473	Pcs	10
	FF3388	Table Chain with Wire	Brass	SS	8"	250	Pcs	10
	FF3387A	Table Chain with Twisted Rods	MS	CP	5"	20	Pcs	250
	FF3387B	Table Chain with Twisted Rods	SS	CP	5"	30	Pcs	250
	FF3387C	Table Chain with Twisted Rods	Brass	CP	5"	120	Pcs	100
	DH3171	Gate Hook	SS202	SS, CP	4"	89	Pc.	10
				SS, CP	6"	95	Pc.	10
				SS, CP	8"	99	Pc.	10
	DH3172	Gate Hook	Brass	SS, CP	4"	159	Pc.	10
				SS, CP	6"	169	Pc.	10
				SS, CP	8"	186	Pc.	10
	DH3173A	Window Stay Tilt & Hook	Brass	AB, SS	8"	390	Pcs	6
	DH3173B	Window Stay Tilt & Hook	Brass	AB, SS	8"	234	Pcs	6
	DH3173C	Window Stay with Slide	Brass	AB, SS	8"	439	Pcs	6
	DH3173D	Telescopic Window Stay	Brass	AB, SS	8"	520	Pc.	6
<b>Window Stay</b>								
	DH3008A	<b>Friction Hinge 4 Bar</b> 45/60 Degree 13 Kg Capacity	SS202	SS	8"	298	Pair	25
		<b>Friction Hinge 4 Bar</b> 90 Degree 17 Kg Capacity		SS	10"	333	Pair	25
		<b>Friction Hinge 4 Bar</b> 45/60 Degree 23 Kg Capacity		SS	12"	385	Pair	15
		<b>Friction Hinge 4 Bar</b> 45/60 Degree 28 Kg Capacity		SS	14"	455	Pair	15
		<b>Friction Hinge 5 Bar</b> 45/60 Degree 34 Kg Capacity		SS	16"	770	Pair	15



Reference Image	Code	Description & Specifications	Material	Finish	Size	MRP	Unit	Box
	DH3008B	<b>Friction Hinge 4 Bar</b> 45/60 Degree 13 Kg Capacity	SS304	SS	8"	550	Pair	25
		<b>Friction Hinge 4 Bar</b> 90 Degree 17 Kg Capacity		SS	10"	650	Pair	25
		<b>Friction Hinge 4 Bar</b> 45/60 Degree 23 Kg Capacity		SS	12"	775	Pair	15
		<b>Friction Hinge 5 Bar</b> 45/60 Degree 28 Kg Capacity		SS	14"	925	Pair	15
		<b>Friction Hinge 5 Bar</b> 45/60 Degree 32 Kg Capacity		SS	16"	1225	Pair	15
<b>Window Handles</b>								
	FHP3175	Window Handle (Front Screw)	SS202	CP+SS	6"	120	Pcs	10
				CP+SS	8"	260	Pcs	10
				CP+SS	10"	325	Pcs	10
	FHP3176	Window Handle (Front Screw)	SS202	SS	6"	60	Pcs	10
	FHP2634	Window Handle (Front Screw)	Zinc	AB, SS, CP	96mm	173	Pcs	25
				AB, SS, CP	128mm	234	Pcs	15
				AB, SS, CP	160mm	296	Pcs	15
	FHP2637	Window Handle (Front Screw)	Zinc	AB, SS, CP	96mm	173	Pcs	25
				AB, SS, CP	128mm	233	Pcs	15
				AB, SS, CP	160mm	287	Pcs	15
	FHP2638	Window Handle (Front Screw)	Zinc	AB, SS, CP	96mm	170	Pcs	25
				AB, SS, CP	128mm	228	Pcs	15
				AB, SS, CP	160mm	285	Pcs	15
	FHP2668	Window Handle (Front Screw)	Zinc	AB, SS, CP	64mm	116	Pcs	30
				AB, SS, CP	96mm	162	Pcs	30
				AB, SS, CP	128mm	216	Pcs	20
				AB, SS, CP	160mm	277	Pcs	20
	FHP8174	Window Handle (Front Screw)	Brass	AB	4"	179	Pcs	12
				SS	4"	179	Pcs	12
				AB	6"	286	Pcs	12
				SS	6"	286	Pcs	12
	FHP8175	Window Handle (Front Screw)	Brass	AB	4"	208	Pcs	12
				SS, CP	4"	208	Pcs	12
				AB	6"	322	Pcs	12
				SS, CP	6"	322	Pcs	12
	FHP8176	Window Handle (Front Screw)	Brass	AB	4"	208	Pcs	12
				SS	4"	208	Pcs	12
				AB	6"	315	Pcs	12
				SS	6"	315	Pcs	12

Reference Image	Code	Description & Specifications	Material	Finish	Size	MRP	Unit	Box
<b>Door Protection Seals</b>								
	DH3087	Aluminium Door Bottom Seal with Brush Brown Colour	ALU	AL +Black	3 Ft.	150	Pcs	25
				AL +Black	4 Ft.	180	Pcs	25
	DH3088	Aluminium Door Bottom Seal with Rubber Brown Colour	ALU	AL +Black	3 Ft.	180	Pcs	25
				AL +Black	4 Ft.	210	Pcs	25
	DH3182	Auto Drop down seal high quality Concealed fitting	Alu +PVC	Brown	Upto 1000mm	2470	Pcs	1
	DH3185	EPDM Self Adhesive Sealing Strip 3.5-5.5mm Door Seal D	Rubber	BrownWhite	5 Meter Rol	225	Pcs	10
	DH3186	EPDM Self Adhesive Sealing Strip 2.75mm Door Seal E	Rubber	BrownWhite	5 Meter Rol	225	Pcs	10
	DH3187	EPDM Self Adhesive Sealing Strip 2.5mm Door Seal P	Rubber	BrownWhite	5 Meter Rol	225	Pcs	10

**Sign Plates 170mm Stainless Steel MRP 750/Pc (12 Pcs in one Box)**



01 Pull DH4002 Push DH4003 Female DH4004 Male DH4005 Male/Female DH4006 Smoking DH4007 No Smoking DH4009 Coffe



14008 Restaurant DH4010 Handicapped DH4011 Direction DH4012 Telephone DH4013 Fire Exit DH4014 Gents DH4015 Ladi

Reference Image	Code	Description & Specifications	Material	Finish	Size	MRP	Unit	Box
-----------------	------	------------------------------	----------	--------	------	-----	------	-----

**Modular Toilet/ Change Room Partition Systems**

**DH5071 Nylon Partition Systems: Approx 20000/- Per Unit**

1. Compact Board (12mm & 10 mm Thick)
2. Scratch resistant, stain resistant and heat resistant
3. Water Proof, Fire Proof, Termite Proof
4. Anti Decay, Good Compressive Strength, Non-Toxic Material
5. Easy to be washed and cleaned
6. Easy to install (Installation service available in few cities)



	DH5071A	Fix Leg Bracket Adjustable 13mm	Nylon	Black	150mm	550	Pcs	10
	DH5071B	Angle Bracket	Nylon	Black	55x45mm	150	Pair	25
	DH5071C	Self Closing Hinges Left and Right Types available 1 active + 1 normal Hinge	Nylon	Black	25kg	350	Pcs	15
	DH5071D	Lock One side Turn Lever & One side Indicator Green/Red	Nylon	Black	50mm	450	Sets	5
	DH5071E	Handle handle Pair	Nylon	Black	30mm	250	Pair	5
	DH5071F	Hook	Nylon	Black	50mm	150	Pcs	20
	DH5071G	Panel Holder Pipe clamp	Nylon	Black	19mm	150	Pair	5

**Toilet Partition Ready Made Set**

	DH5071 Left/ Right	Fix Bracket - 1 Pair , Lclip - 6 Pairs, Hinges - 1 Pair, Lock - 1 Set, handle - 1 Pair, Hook - 1 Pc. Pipe Clamp - 1 Pair	Plastic	Black		1800	Sets	1
	DH5073	Fix Bracket - 1 Pair , Lclip - 5 Pairs, Hinges - 1 Pair, Lock - 1 Set, handle - 1 Pair, Hook - 1 Pc. Pipe Clamp - 1 Pair, End Socket - 1 Pair	SS	SS		2900	Sets	1

Reference Image	Code	Description & Specifications	Material	Finish	Size	MRP	Unit	Box	
<p><b>DH5073 SS Partition Systems: Approx 30000/- Per Unit</b></p> <ol style="list-style-type: none"> <li>1. Compact Board (12mm &amp; 10 mm Thick)</li> <li>2. Scratch resistant, stain resistant and heat resistant</li> <li>3. Water Proof, Fire Proof</li> <li>4. Termite Proof</li> <li>5. Easy to be washed and cleaned</li> <li>6. Easy to install (Installation service available in few cities)</li> </ol>									
	<b>DH5073A</b>	Fix Leg Bracket Adjustable 13mm	SS	SS	150mm	<b>1980</b>	Pcs	10	
	<b>DH5073B</b>	Angle Bracket	SS	SS	55x45mm	<b>150</b>	Pair	25	
	<b>DH5073C</b>	Self Closing Hinges Left and Right Types available 1 active + 1 normal Hinge	SS	SS	25kg	<b>990</b>	Pair	15	
	<b>DH5073D</b>	Lock One side Turn Lever & One side Indicator Green/Red	SS	SS	50mm	<b>750</b>	Sets	5	
	<b>DH5073E</b>	Handle handle Pair	SS	SS	50mm	<b>990</b>	Pair	10	
	<b>DH5073F</b>	Hook	SS	SS	50mm	<b>120</b>	Pcs	25	
	<b>DH5073G</b>	Panel Holder Pipe clamp	SS	SS	19mm	<b>900</b>	Pcs	10	
	<b>DH5073H</b>	Wall Bracket for Connecting Pipe	SS	SS	19mm	<b>510</b>	Pcs	20	
	<b>GH1175</b>	1175 Holding bracket Thickness 12mm/18mm	SS	SS	50mm	<b>440</b>	Pcs	10	
	<b>FF5073L</b>	Toilet Paper Holder	Brass	CP		<b>900</b>	Pcs	1	

Reference Image	Code	Description & Specifications	Material	Finish	Size	MRP	Unit	Box
-----------------	------	------------------------------	----------	--------	------	-----	------	-----

Laser Cut Grills DHGRILL



MS Powder Coated	AB, AC, SA, BP	2mm	1800	Sq.ft.	1
		3mm	2400	Sq.ft.	1
		4mm	3000	Sq.ft.	1
MS Anodized	AB, AC, SA, BP	2mm	2850	Sq.ft.	1
		3mm	3600	Sq.ft.	1
		4mm	3900	Sq.ft.	1
SS202	SS	2mm	2600	Sq.ft.	1
		3mm	3300	Sq.ft.	1
		4mm	3900	Sq.ft.	1
SS202 Anodized	AB, AC, SA	2mm	3600	Sq.ft.	1
		3mm	4250	Sq.ft.	1
		4mm	4900	Sq.ft.	1
SS304	SS	2mm	3250	Sq.ft.	1
		3mm	3600	Sq.ft.	1
		4mm	4250	Sq.ft.	1

- > Designs as per your choice
- > Price may vary as per the design
  - > CP -325/S.ft. Extra
- > With or Without L border available
  - > Maximum Size 4'x8' & 5'x10'
- > Order can take upto 15 Working Days per Grill for standard sizes and finishes

# Door Control Systems

New Additions

Limited Edition



As per Order

★ Best Sellers



Reference Image	Code	Description & Specification	Material	Finish	Size	MRP	Unit	Box
<b>Floor Springs &amp; Accessories</b>								
	<b>DH1312</b>	Floor Spring Center Hung 90 Degree Stop-Device Door Hold Open 116-180 Double Speed Adjustment Hold at any position Height & Lateral Adjustment Single Spring EN2-4 Max Door Width 950mm	SS Plate	SS	75-100Kg Door Weight	<b>3900</b>	Pcs	4
	<b>DH1331</b>	Floor Spring Center Hung 90 Degree Stop-Device Door Width 1200mm Hold Open 116-180 Double Speed Adjustment Hold at any position Height & Lateral Adjustment SS Cover with Base Double Spring EN4-6 Max Door Width 1250mm	SS Plate	SS	90-150Kg Door Weight	<b>5250</b>	Pcs	4
	<b>DH1223A</b>	Floor Pivot	SS	SS		<b>700</b>	Pcs	10
	<b>DH1223B</b>	Floor Spindle (Armstrong)	SS	SS		<b>2000</b>	Pcs	10
	<b>DH1223C</b>	Floor Square Spindle	SS	SS		<b>2200</b>	Pcs	2
	<b>GH1226</b>	Socket	Zinc	SS		<b>225</b>	Pcs	10
	<b>DH1229A</b>	Center Door Pivot	SS	SS	4"	<b>325</b>	Pcs	10
				SS	5"	<b>360</b>	Pcs	10
	<b>DH1229B</b>	Out Center Door Pivot	SS	SS	4"	<b>325</b>	Pcs	10
	<b>DH1229B</b>			SS	5"	<b>360</b>	Pcs	10
	<b>DH1231A</b>	Door Top Pivot for wooden door	Steel	SS		<b>200</b>	Pcs	10
	<b>DH1231B</b>	Wooden Door Bottom Pivot	Steel	SS		<b>200</b>	Pcs	10
<b>Hydraulic Floor Spring for Wood &amp; Glass (NON-DIGGING OF FLOOR)</b>								
	<b>DH1314</b>	EN1154 Compliance - Non Digging Hydraulic Patch Max Door Leaf 1100mm Minimum Door Thickness 50mm Max Opening Angle 150	Steel	SS	100KG Outer Size 86x73x215	<b>11050</b>	Pcs	1
	<b>DH1315</b>	Speed Adjustable 90 Degree Hold Open	Steel	SS	150Kg Cut Out of 43x190x54	<b>11538</b>	Pcs	1
	<b>GH1342</b>	Non-Digging Hydraulic Patch Max Door Width 1000mm Adjustable Closing Speed Suitable with 1202 top patch	SS	ALU+ SS	100Kg (10-13mm)	<b>7000</b>	Sets	1



# Door Control Systems

New Additions

Limited Edition



As per Order

★ Best Sellers



Reference Image	Code	Description & Specification	Material	Finish	Size	MRP	Unit	Box
<b>Heavy Duty Openable Door Closers</b>								
	DH4050 ★	<b><u>Fire Rated door closer</u></b> <b><u>Suitable for wooden and steel doors</u></b> Twin Speed Closing & Latching, Opening Span 120°, Absolutely Leak Proof, EN Standard 2-4, 5 Lac Cycle Tested (2 Year Warranty)	ALU	ALU+SS	60-80Kg	<b>3250</b>	Pcs	10
	DH4051 ★	<b><u>Openable Economic Door Closer (Cover)</u></b> RH/LH Operation, Twin Speed Closing & Latching, Opening Span 120°, Absolutely Leak Proof, EN Standard 2-4, 5 Lac Cycle Tested	ALU	ALU+SS	60-80kg	<b>1925</b>	Pcs	10
	DH4052 ★	<b><u>Openable Economic Door Closer</u></b> Max Door Width 1000mm Speed Adjustment 15 to 180 RH/LH Operation, Opening Span 120°, Absolutely Leak Proof, Top & Frame Installation EN1-2 Standard	ALU	ALU+SS	30-60kg	<b>1800</b>	Pcs	10
	DH4061	<b><u>Openable Door Closer (Cover)</u></b> 183x56x41mm RH/LH Operation, Twin Speed Closing & Latching, Opening Span 120°, Absolutely Leak Proof, EN Standard 2-4, 5 Lac Cycle Tested	ALU	ALU+SS	80-100kg	<b>2925</b>	Pcs	10
	DH4064	<b><u>Openable Door Closer (With Hold Open)</u></b> 183x56x41 RH/LH Operation, Channel Length 508mm (20") Twin Speed Closing & Latching, Opening Span 180°, Absolutely Leak Proof, Hold Open in Channel 5 Lac Cycle Tested EN 2-4 Standard	ALU	ALU+SS	80kg	<b>5100</b>	Pcs	6
	DH4068	<b><u>Openable Economic Door Closer</u></b> Max Door Width 1400mm Speed Adjustment 15 to 180 RH/LH Operation, Opening Span 120°, Absolutely Leak Proof, Top & Frame Installation EN3-6 Standard	ALU	ALU+SS	150Kg	<b>5425</b>	Pcs	4

# Door Control Systems

New Additions







Limited Edition



As per Order

★ Best Sellers



Reference Image	Code	Description & Specification	Material	Finish	Size	MRP	Unit	Box
<b>Auto Closing Heavy Door Closers Concealed Type</b>								
	<b>DH4063</b>	<b>Concealed Door Closer (With Hold Open)</b> 245x32x64 RH/LH Operation, Twin Speed Closing & Latching, Opening Span 180°, Absolutely Leak Proof, Door Width 1150mm Min Door Thickness 36mm EN 2-4 Standard 2 Lac Cycle Tested	ALU	ALU+ SS	80-100kg Max Width 1150mm	<b>7920</b>	Pcs	6
	<b>DH4065</b>	<b>Concealed Door Closer (With Hold Open)</b> 245x32x64 RH/LH Operation, Twin Speed Closing & Latching, Opening Span 180°, Absolutely Leak Proof, Door Width 950mm Min Door Thickness 32mm EN 2-4 Standard 2 Lac Cycle Tested	ALU	ALU+ SS, MAB	60-80kg Max Width 950mm	<b>5950</b>	Pcs	6
	<b>DH4070</b>	<b>Heavyduty Concealed Door Closer (With Hold Open)</b> RH/LH Operation, Twin Speed Closing & Latching, Opening Span 180°, Absolutely Leak Proof, Min Door Thickness 40mm EN3-6 Standard 1.5 Lac Cycle Tested Max Door Width 1400mm	ALU	ALU+ SS	100-150kg Max Width 1400mm	<b>12500</b>	Pcs	4
	<b>DH4056</b> <i>Perko Made in England</i>	Fully Concealed Hydraulic Door Closer Side Fixing Function Door Weight Capacity 80Kg Door Width 950mm BS:EN Certified 1634:1:2000 Perko UK One-Hour Fire Doors 10 Year Guarantee Tested upto 500000 Cycles SS316 Rods (Hinges as required extra)	SS316	BP	80kg	<b>54000</b>	Pcs	1
	<b>DH4056</b> <i>Perko Made in England</i>			CP	80Kg	<b>58000</b>	Pcs	1
	<b>DH4057</b> <i>Perko Made in England</i>	Side Fixing Autoclosing Door Closer upto door weight of 50.8 Kg Tested upto 500000 Cycles (Hinges as required extra)	SS316	BP	50kg	<b>3970</b>	Pcs	1
	<b>DH4057</b> <i>Perko Made in England</i>			CP	50Kg	<b>4800</b>	Pcs	1
	<b>DH4058</b> <i>Perko Made in England</i>	Side Fixing Autoclosing Door Closer upto door weight of 75 Kg Tested upto 500000 Cycles (Hinges as required extra)	SS316	BP	75kg	<b>29000</b>	Pcs	1
	<b>DH4058</b> <i>Perko Made in England</i>			CP	75Kg	<b>31000</b>	Pcs	1


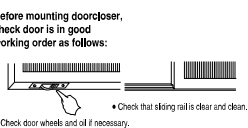






Reference Image	Code	Description & Specification	Material	Finish	Size	MRP	Unit	Box				
<b>Silent Door Bumper (Best used with STILL and HUSH Silent Mortise Locksets)</b>												
	<b>DH4090</b>	<p><b>PAG Silent Door Closing Bumper</b></p> <p>When the door is closed at 15 degrees the shutter function is used to slowly close the door and the impact of door and door frame is reduced to prevent the child from pinching and reduce the noise</p> <p>Finish SS Material SS Thickness 60mm</p>				<b>11000</b>	Pcs	1				
<b>Sliding Door Closer</b>												
<p>Before mounting doorcloser, check door is in good working order as follows:</p> <ul style="list-style-type: none"> <li>• Check that sliding rails is clear and clean.</li> <li>• Check door wheels and oil if necessary.</li> </ul>   <ul style="list-style-type: none"> <li>• Check alignment of doors with each other and with doorway frame.</li> <li>• Check sliding action by tightly pushing door. It should close smoothly and rebound slightly.</li> </ul>	<b>DH4066</b> <i>Newstar Made in Japan</i>	<p><b>Type III Sliding Door Closer (Silver)</b></p> <p>Max Door Size : 2100x900 (590-880)</p> <p>Max Door Force : 7N &amp; Wgt.20/40Kg</p> <p>Adjustment 0-4 Speed</p> <table border="1" data-bbox="571 804 965 888"> <thead> <tr> <th>DW×DH mm</th> <th>Door Weight kg</th> </tr> </thead> <tbody> <tr> <td>900×2100</td> <td>20~40</td> </tr> </tbody> </table> <p>Never use the product in places with excessive dust or moisture, such as bathrooms, saunas, and swimming pools.</p>	DW×DH mm	Door Weight kg	900×2100	20~40				<b>9800</b>	Sets	6
DW×DH mm	Door Weight kg											
900×2100	20~40											
<b>Exit Device</b>												
	<b>DH4045</b>	External Trim for Exit Device 4055	SS304	SS	134mmx72mm	<b>3900</b>	Sets	2				
	<b>DH4055</b>	<p><b>Fire Rated 2 hours</b></p> <p>SS Coating Single Door Swing Door Exit Device With Cylinder and 5 Key Latch Hold System</p> <p>Door Width Minimum 580mm-1000mm</p> <p>3 Keys</p>	ALU+SS	SS	57mm Backset 30-60mm Door Thickness	<b>12000</b>	Pcs	1				
	<b>DH4081</b>	<p><b>Fire Rated 2 hours</b></p> <p>SS Coating Single Door Swing Door Exit Device Without Cylinder</p> <p>Width 1100mm</p>	ALU+SS	SS	57mm Backset 30-60mm Door Thickness	<b>7350</b>	Pcs	1				
	<b>DH4082</b>	<p><b>Fire Rated 2 hours</b></p> <p>SS Coating Single Door Swing Door Exit Device Without Cylinder</p>	ALU+SS	SS	1100mm x2300mm	<b>9300</b>	Pcs	1				
	<b>DH4083</b>	<p>External Trim for 4081, 4055 &amp; 4082 Fire Rated 2 hours</p> <p>Cylinder locks lever movement</p> <p>When key is use to open lever will operate the latch</p> <p>3 brass keys</p>	ALU+SS	SS		<b>4800</b>	Pcs	1				







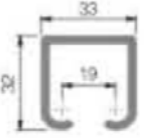

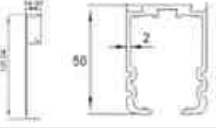
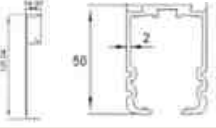

Image	Code	Description	Size/Weight	MRP	Unit
<b>MASS 200</b> ★					
No Bottom Channel Required   Easy Installation Customized Length Fixing Possible   Bottom Guide Included   Door Height = Total Height -70mm   Min. Door Thickness 30mm					
	DH3100	4 Wheel Door Sliding (1 Door Roller - 2 Top roller & 1 Guide + Accessories)	200Kgs	5265	Sets
	DH3101	50*41mm Heavy Top Channel	3 Metre	3250	Pcs.
<b>MASS 70</b> ★					
No Bottom Channel Required   Easy Installation Customized Length Fixing Possible   Bottom Guide Included Door Height = Total Height - 60mm   Door Thickness 30-35mm					
	DH3104	4 Wheel Hanging Door Sliding Fitting (1 Door Roller - 2 Top roller & 1 Guide + Accessories) compatible with Channel 3111 or 3115	80Kg	850	Sets
<b>MASS 100</b> ★					
No Bottom Channel Required   Easy Installation Customized Length Fixing Possible   Bottom Guide Included Door Height = Total Height - 60mm   Door Thickness 30-45mm					
	DH3105	8 Wheel Hanging Door Sliding Fitting Stainless Steel Body (1 Door Roller - 2 Top roller & 1 Guide + Accessories) compatible with Channel 3111 or 3115	100 Kg	1290	Sets
<b>MASS 80</b> ★					
No Bottom Channel Required   Easy Installation Customized Length Fixing Possible   Bottom Guide Included Door Height = Total Height - 55m   Door Thickness 30-40mm					
	DH3114	4 Wheel Hanging Door Sliding Fitting (Heavy) Door (1 Door Roller - 2 Top roller & 1 Guide + Accessories)	100Kg	990	Sets
<b>SOFT MASS 50</b>					
No Bottom Channel Required   Easy Installation Customized Length Fixing Possible   Bottom Guide Included Door Height = Total Height -60mm   Min Door Thickness 30mm					
	DH3128	8 Wheel Inbuilt Soft Close Mechanism with Guide and Stopper and Fixing Accessories	50Kg	5835	Sets
	DH3111	Top Channel for 3114, 3104, 3105, 3128	3 Metre	1475	Pcs.
			5 Feet	850	Pcs.
			6 Feet	975	Pcs.
			12 Feet	1950	Pcs.
DH3115	Heavy Top Channel for 3114, 3104, 3105, 3128	3 Metre	2910	Pcs.	
<b>SOFT MASS 80</b>					
No Bottom Channel Required   Easy Installation Customized Length Fixing Possible   Bottom Guide Included Door Height = Total Height -80mm   Min Door Thickness 30mm					
	DH3125	Hanging Door Sliding Fitting with Soft-Closing Mechanism on both ends (2 Top roller & 2 Dampeners + 1 Guide Accessories)	75Kgs	2694	Sets
	DH3126	40Wx50H Top Channel for 3125	3 Metre	5356	Pcs
	DH1577	1577 Cover (105mm height) for 3126 Channel	3 Metre	2048	Pcs
	DH3124	Floor Guide with Screws (Extra if Required)		117	Pcs

Image	Code	Description	Size/Weight	MRP	Unit
	No Bottom Channel Required   Wire Pulley System   Easy Installation Customized Length Fixing Possible   Gap Between Panels - 8-10mm   Bottom Guide Included Door Height = Total Height - 72mm				
	DH3120	2 Door Telescopic Sliding System Top Channel Width Required 108mm	80Kg	20000	Sets
	DH3121	3 Door Telescopic Sliding System Top Channel Width Required 144mm	80Kg	30000	Sets
	DH3122	Top Channel for 3120 & 3121	2 Metre	3300	Pcs
			3 Metre	4950	Pcs
4 Metre			6600	Pcs	
DH3103	Door Bottom Channel 18x18mm (Optional)	3 Metre	950	Pcs	

3120 & 3121

Installation Guide


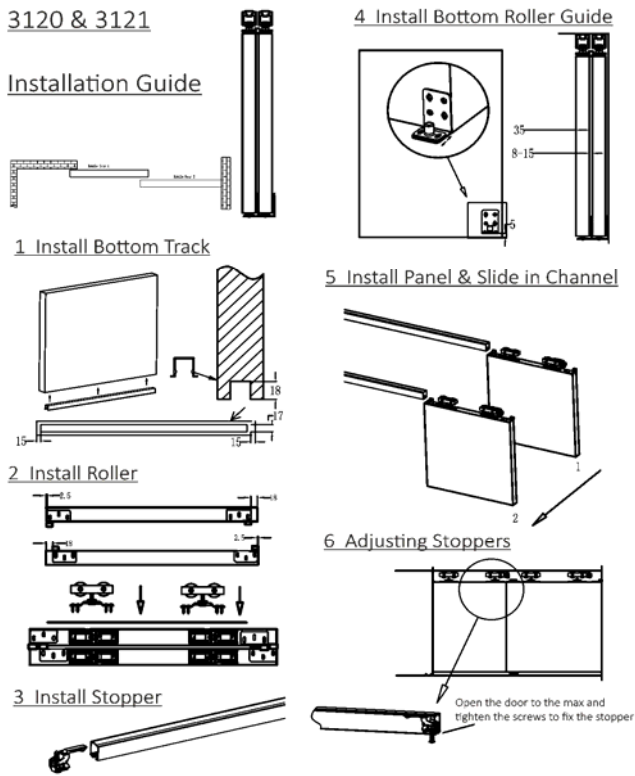

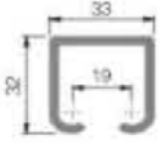



Image	Code	Description	Size/Weight	MRP	Unit
<b>FLEXI 50</b>	Easy Installation Customized Length Fixing Possible   Bottom Guide Included   Door Height = Total Height - 60mm   Door Thickness 19-25mm				
	<b>DH3102</b>	Double Door Sliding Folding Set compatible with 3111 or 3115 and 3103 (1 Door Roller - 1 Guide + 2 SOSS Hinges 45/13 + Accessories) Center Folding & Side Folding Possible	50Kgs	<b>2500</b>	Sets
	<b>DH3111</b>	Top Channel for 3102	3 Metre	<b>1475</b>	Pcs.
			5 Feet	<b>850</b>	Pcs.
			6 Feet	<b>975</b>	Pcs.
			12 Feet	<b>1950</b>	Pcs.
<b>DH3115</b>	Top Channel for 3102 (Heavy)	3 Metre	<b>2910</b>	Pcs.	
	<b>DH3103</b>	Bottom Channel for 3102	3 Metre	<b>950</b>	Pcs.

**SIDE FOLDING Ready Reckoner for Fittings Quantity for number of doors (Channels not included)**

	<b>DHS202</b>		3102-1 Set	<b>2500</b>	Sets
	<b>DHS203</b>		3102-1 Set+3007 45/13- 3 Pcs	<b>3350</b>	Sets
	<b>DHS204</b>		3102-2 Set	<b>5000</b>	Sets
	<b>DHS205</b>		3102-2 Set+3007 45/13 - 3 Pcs	<b>5850</b>	Sets
	<b>DHS206</b>		3102-3 Set	<b>7500</b>	Sets
	<b>DHS207</b>		3102-3 Set+3007 45/13- 3 Pcs	<b>8350</b>	Sets
	<b>DHS208</b>		3102-4 Set	<b>10000</b>	Sets

**CENTER FOLDING Ready Reckoner for Fittings Quantity for number of doors (Channels not included)**





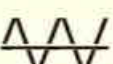
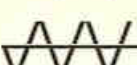
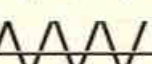
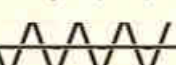





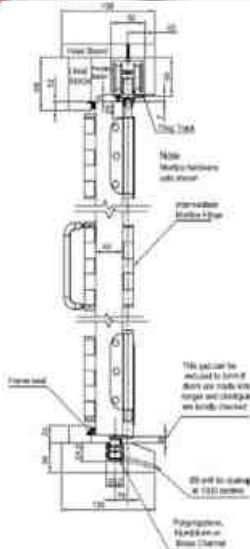
	<b>DHS212</b>		3102-1 Set	<b>2500</b>	Sets
	<b>DHS213</b>		3102-1 Set+3007 45/13- 3 Pcs	<b>3350</b>	Sets
	<b>DHS214</b>		3102-2 Set	<b>5000</b>	Sets
	<b>DHS215</b>		3102-2 Set+3007 45/13 - 3 Pcs	<b>5850</b>	Sets
	<b>DHS216</b>		3102-3 Set	<b>7500</b>	Sets
	<b>DHS217</b>		3102-3 Set+3007 45/13- 3 Pcs	<b>8350</b>	Sets
	<b>DHS218</b>		3102-4 Set	<b>10000</b>	Sets

Image	Code	Description	Size/Weight	MRP	Unit
<b>TOSCAN W</b> ★	2 to 8 Door Sliding Folding   Corrosion Resistent : SS304   Concealed bottom track & Durable gasket for quiet operation   Ideal for coastal application   Max Height : 3300mm   Weight : 75Kg   Width : 900mm Thickness : 35-50mm   Min Track Radius : 5000mm				
	<b>DH3131+ DH3132</b>	SS304 Door to Channel Fixing (For the First Door)		<b>6500</b>	Sets
	<b>DH3133+ DH3134+ DH3135</b>	SS304 Door to Door Fixing for Center Doors		<b>3864</b>	Sets
	<b>DH3136+ DH3137+ DH3138</b>	SS304 Door to Channel Fixing for Center Doors		<b>9100</b>	Sets
	<b>DH3139+ DH3140</b>	SS304 Door to Channel Fixing (for the last Door)		<b>6825</b>	Sets
	<b>DH3141+ DH3142+ DH3143</b>	Top & Bottom Channel Set	2 Metre	<b>3265</b>	Sets
		3141 Top	2.5 Metre	<b>4100</b>	Sets
		3142 Bottom	3 Metre	<b>4935</b>	Sets
		3143 Gasket	4 Metre	<b>6530</b>	Sets
			5 Metre	<b>8200</b>	Sets

**Ready Reckoner for Fittings Quantity for number of doors (Channels not included)**





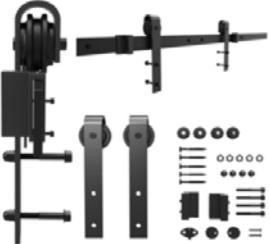










<b>DHS102</b>		3131+3132 - 1 Set 3133+3134+3135 - 1 Set 3139+3140 - 1 Set	<b>17189</b>	Sets
<b>DHS103</b>		3131+3132 - 1 Set 3133+3134+3135 - 1 Set 3136+3137+3138 - 1 Set	<b>19464</b>	Sets
<b>DHS104</b>		3131+3132 - 1 Set 3133+3134+3135 - 2 Set 3136+3137+3138 - 1 Set 3139+3140 - 1 Set	<b>30153</b>	Sets
<b>DHS105</b>		3131+3132 - 1 Set 3133+3134+3135 - 2 Set 3136+3137+3138 - 2 Set	<b>32428</b>	Sets
<b>DHS106</b>		3131+3132 - 1 Set 3133+3134+3135 - 3 Set 3136+3137+3138 - 2 Set 3139+3140 - 1 Set	<b>43117</b>	Sets
<b>DHS107</b>		3131+3132 - 1 Set 3133+3134+3135 - 3 Set 3136+3137+3138 - 3 Set	<b>45392</b>	Sets
<b>DHS108</b>		3131+3132 - 1 Set 3133+3134+3135 - 4 Set 3136+3137+3138 - 3 Set 3139+3140 - 1 Set	<b>56081</b>	Sets

Image	Code	Description	Size/Weight	MRP	Unit		
<b>Barn Door Sliding Systems</b>							
	DH3191	<b>Carbon-I Slider</b> Rollers+Track+ Accessories+Screws+End Caps Weight Capacity 200Kgs	Heavy Duty Cold Steel Plate	 Matt Black Finish	2 Mtr Single Door	<b>8050</b>	Sets
					3 Mtr Single Door	<b>9100</b>	Sets
					3.5 Mtr Double Door	<b>18250</b>	Sets
	DH3194 	<b>Carbon-V Slider</b> Rollers+Track+ Accessories+ Screws+ End Caps Weight Capacity 200Kgs	Heavy Duty Cold Steel Plate	 Matt Black Finish	2 Mtr Single Door	<b>8050</b>	Sets
					3 Mtr Single Door	<b>9100</b>	Sets
					3.5 Mtr Double Door	<b>18250</b>	Sets
	DH3192	<b>Horse Shoe Slider</b> Rollers+Track+ Accessories+ Screws+End Caps Weight Capacity 200Kgs	Heavy Duty Cold Steel Plate	 Matt Black Finish	2 Mtr Single Door	<b>10850</b>	Sets
					3 Mtr Single Door	<b>11550</b>	Sets
					3.5 Mtr Double Door	<b>22750</b>	Sets
	DH3193	<b>Country Slider</b> Rollers+Track+ Accessories+ Screws+End Caps Weight Capacity 200Kgs	Heavy Duty Cold Steel Plate	 Matt Black Finish	2 Mtr Single Door	<b>8050</b>	Sets
					3 Mtr Single Door	<b>9100</b>	Sets
					3.5 Mtr Double Door	<b>18250</b>	Sets
	DH3190	Soft Close Damper with Damper Trigger for 1 Door (Max Weight with Soft Close - 150 Kgs)		Suitable for 3191, 3192, 3193	<b>965</b>	Sets	
	DH3198	Track Connector (Optional)		Suitable for 3191, 3192, 3193	<b>328</b>	Sets	

The Decorative Straight Strap Barn Door system features a classic face mount flat strap to hang wood doors on a traditional rail track. Large wheels provide excellent strength and durability. Barn door hardware has a matt black finish and is made of steel. Decorative hardware supports single door with a thickness of 1-3/8 in.; Maximum weight up to 250 lbs. 150Kg. Ideal for openings up to 36 in. wide and openings wider than 36 in. require multiple tracks. Wheels provide excellent strength and durability as well as smoothness of travel along the rail. Anti-jump discs prevent hanger wheels from jumping off the track. All mounting hardware included.



# Door Locking Systems

New Additions

Limited Edition



As per Order



Best Sellers



Reference Image	Code	Description & Specification	Material	Finish	Size	MRP	Unit	Box
<b>Premium Cylinders</b>								
	<b>DH03</b>	<b><u>Bathroom Knob+Coin (KxC)</u></b> Euro Profile Heavy Cylinder Big Knob EN Standard   2 Lakh Cycle Tested	Brass	AB,SS, CP, BP, BL	60mm	<b>610</b>	Pcs	12
					70mm	<b>680</b>	Pcs	50
					80mm	<b>750</b>	Pcs	50
					90mm	<b>900</b>	Pcs	50
					100mm	<b>1000</b>	Pcs	50
	<b>DH04</b>	<b><u>Half Cylinder Knob</u></b> Big Knob   EN Standard   2 Lakh Cycle Tested	Brass	AB,SS, CP, BP	35mm+ 10mm	<b>600</b>	Pcs	50
	<b>DH05</b>	<b><u>Both Side Key+Key (LxL)</u></b> Euro Profile Heavy Cylinders Big Knob   5 Key Ultra Computerized Reversible Brass Keys EN Standard   2 Lakh Cycle Tested	Brass	AB,SS, CP, BP, BL	60mm	<b>650</b>	Pcs	50
					70mm	<b>720</b>	Pcs	50
					80mm	<b>790</b>	Pcs	50
					90mm	<b>950</b>	Pcs	50
					100mm	<b>1050</b>	Pcs	15
					120mm	<b>1250</b>	Pcs	10
	<b>DH06</b>	<b><u>Knob+Key (LxK)</u></b> Euro Profile Heavy Cylinders   Big Knob   5 Ultra Computerized Reversible Brass Keys EN Standard   2 Lakh Cycle Tested	Brass	AB,SS, CP, BP, BL	60mm	<b>790</b>	Pcs	50
					70mm	<b>860</b>	Pcs	50
					80mm	<b>925</b>	Pcs	50
					90mm	<b>1100</b>	Pcs	50
					100mm	<b>1200</b>	Pcs	15
					120mm	<b>1300</b>	Pcs	10
	<b>DH07</b>	<b><u>Half Cylinder Key</u></b> 5 Ultra Computerized Reversible Brass Keys EN Standard   2 Lakh Cycle Tested	Brass	AB,SS, CP, BP	35mm+ 10mm	<b>500</b>	Pcs	50
<b>Pro Cylinders</b>								
	<b>DH08</b>	<b><u>Key+Key (LxL)</u></b> Euro Profile Cylinders   3 Brass Keys EN Standard   2 Lakh Cycle Tested	Brass	AB,SS, CP, BP, BL	60mm	<b>575</b>	Pcs	50
					70mm	<b>650</b>	Pcs	50
					80mm	<b>725</b>	Pcs	50
					90mm	<b>800</b>	Pcs	50
					100mm	<b>1000</b>	Pcs	50
	<b>DH09</b>	<b><u>Knob+Key (LxK)</u></b> 5 Pin Euro Profile Cylinders   3 Brass Keys   EN Standard   2 Lakh Cycle Tested	Brass	AB,SS, CP, BP, BL	60mm	<b>650</b>	Pcs	50
					70mm	<b>720</b>	Pcs	50
					80mm	<b>790</b>	Pcs	50
					90mm	<b>900</b>	Pcs	50
					100mm	<b>1100</b>	Pcs	50
					60mm	<b>790</b>	Pcs	50
					70mm	<b>840</b>	Pcs	50
					80mm	<b>880</b>	Pcs	50
					90mm	<b>950</b>	Pcs	50
					100mm	<b>1100</b>	Pcs	50
	<b>DH14</b>	<b><u>Bathroom Knob+Coin (KxC)</u></b> Euro Profile Cylinders   Small Eight Knob   EN Standard   2 Lakh Cycle Tested	Brass	AB,SS, CP, BP, BL	60mm	<b>540</b>	Pcs	50
					70mm	<b>620</b>	Pcs	50
					80mm	<b>680</b>	Pcs	50
					90mm	<b>800</b>	Pcs	50
					100mm	<b>900</b>	Pcs	50
					60mm	<b>700</b>	Pcs	50
					70mm	<b>800</b>	Pcs	50
	<b>DH15</b>	<b><u>Half Cylinder Knob</u></b> Small Knob   EN Standard   2 Lakh Cycle Tested	Brass	AB,SS, CP, BP	35mm+ 10mm	<b>550</b>	Pcs	50
	<b>DH16</b>	<b><u>Half Cylinder Key</u></b> 5 Ultra Computerized Reversible Brass Keys EN Standard   2 Lakh Cycle Tested	Brass	AB,SS, CP, BP	35mm+ 10mm	<b>490</b>	Pcs	50

# Door Locking Systems

New Additions

Limited Edition



As per Order



Best Sellers



Reference Image	Code	Description & Specification	Material	Finish	Size	MRP	Unit	Box
 	<b>DH25</b>	Eco LxK Cylinder with 3 Regular Keys	Brass +Zinc	SS	60mm	<b>650</b>	Pcs	100
	<b>DH30</b>	Eco KxC Bathroom Keyless Cylinder	Brass +Zinc	SS	60mm	<b>540</b>	Pcs	100
<b>Regular Key Cylinders</b>								
 	<b>DH26</b>	<b><u>Knob+Key (LxK)</u></b> Euro Profile Cylinder   3 Regular Brass Keys EN Standard   2 Lakh Cycle Tested   Brass keys, Brass components, knob & casing	Brass	AB, SS, BG	60mm 70mm 80mm	<b>790</b> <b>860</b> <b>925</b>	Pcs	50
	<b>DH27</b>	<b><u>Both Side Key (LxL)</u></b> Euro Profile Cylinder 3 Regular Brass Keys EN Standard   2 Lakh Cycle Tested   Brass keys, Brass components, knob & casing	Brass	AB, SS, BG	60mm 70mm 80mm	<b>575</b> <b>650</b> <b>725</b>	Pcs	50
 	<b>DH28</b>	<b><u>Knob+Key (LxK)</u></b> Euro Profile Cylinder   3 Regular Brass Keys EN Standard   2 Lakh Cycle Tested   Brass keys, Brass components, knob & casing	Brass	AB, SS	60mm 70mm	<b>650</b> <b>720</b>	Pcs	50
	<b>DH29</b>	<b><u>Half Cylinder Key</u></b> 5 Ultra Computerized Reversible Brass Keys EN Standard   2 Lakh Cycle Tested	Brass	AB, SS	30mm+ 10mm	<b>425</b>	Pcs	50
<b>European Series</b>								
	<b>DH19</b>	MCM LxK Economic Cylinder with 3 Brass Keys	Brass	BP, CP	90mm	<b>1143</b>	Pcs	50
	<b>DH20</b>	MCM LxK Heavy Cylinder with 5 Ultra Brass Keys	Brass	BP	60mm	<b>1470</b>	Pcs	50
	<b>DH21</b>	MCM LxL Economic Cylinder with 3 Brass Keys	Brass	CP, BP	60mm	<b>627</b>	Pcs	50
	<b>DH22</b>	MCM LxL Heavy Cylinder with 5 Ultra Brass Keys	Brass	CP, BP	67mm 80mm	<b>1444</b> <b>1563</b>	Pcs	50
	<b>DH23</b>	YALE LxL Heavy Off Center Cylinder 3 Brass Keys	Brass	AB, SS, CP, BP	80 (47x22) 96 (55x30)	<b>975</b> <b>1075</b>	Pcs	10
	<b>DH24</b>	YALE LxK Heavy Off Center Cylinder for Double Door Locks with 3 Brass Keys with Keyholes	Brass	AB, SS, CP, BP	63 (K30xL22) 73 (K40xL22) 96 (K55xL30)	<b>975</b> <b>875</b> <b>1075</b>	Pcs	10

# Door Locking Systems

New Additions

Limited Edition



As per Order



Best Sellers



Reference Image	Code	Description & Specification	Material	Finish	Size	MRP	Unit	Box
<b>Master Key Systems</b>								
	<b>DHMK</b>	Master Key Possible in cylinder numbers 026, 027, 028, 029	Brass	AB, SS BP	LXK	<b>350</b>	Pcs	1
					LXL	<b>700</b>	Pcs	1
					Extra key	<b>200</b>	Pcs	10
	<b>DHMK+ DHGMK</b>	Grand Master Key + Master Key Possible in cylinder numbers 026, 027, 028, 029	Brass	AB, SS BP	LXK	<b>700</b>	Pcs	1
					LXL	<b>1400</b>	Pcs	1
					Extra key	<b>200</b>	Pcs	10
<b>Key Holes</b>								
	<b>DH10</b>	Security Escutcheon Cylinder Hole This protective plate can take severe physical damage and still resists picking of lock	SS	SS	165x74mm	<b>900</b>	Pcs	25
	<b>DH11</b>	Round Key Hole	Brass	AB,SS, CP,BG	50mm	<b>600</b>	Pair	25
				BM		<b>780</b>	Pair	25
	<b>DH12</b>	Square Key Hole	Brass	AB,SS, CP,BG	50mm	<b>800</b>	Pair	25
				BM		<b>975</b>	Pair	25
	<b>DH31</b>	Round Key Hole	Zinc	AB,SS, CP	50mm	<b>320</b>	Pair	25
	<b>DH32</b>	Square Key Hole	Zinc	AB,SS, CP	50mm	<b>390</b>	Pair	25
	<b>DH33</b>	Round Key Hole	SS304	SS	50mm	<b>210</b>	Pair	25
	<b>DH34</b>	Square Key Hole	SS304	SS	50mm	<b>210</b>	Pair	25
	<b>DH35</b>	Flush Round Keyhole for Sliding Door Applications	Zinc	SS	56mm	<b>575</b>	Pair	10
	<b>DH41</b>	Slim keyhole	SS304	SS	30mm	<b>500</b>	Pairs	10
	<b>FHQ8944</b>	Flush Round Handle for Sliding Door Applications to be used with DH35	Zinc	SS	56mm	<b>740</b>	Pair	10
	<b>FHQ8945</b>	Flush Square Handle for Sliding Door Applications to be used with DH36	Zinc	SS	54.5mm	<b>740</b>	Pair	10

# Door Locking Systems

New Additions

Limited Edition



As per Order



Best Sellers



Reference Image	Code	Description & Specification	Material	Finish	Size	MRP	Unit	Box
	DH36	Flush Square Keyhole for Sliding Door Applications	Zinc	SS	54.5mm	600	Pair	10
	DH37	Outer Keyhole	SS	SS, AB	50mm	125	Pcs	50
	DH39	Inset keyhole Cylindrical	Brass	SS, AB	35mm	180	Pcs	50
	DH40	Inset keyhole Square	Brass	SS, AB	35mm	180	Pcs	50
<b>Mortise Locks</b>								
	★ DH100	SS Front & Strike Plate Heavy Duty Springs, Anti Corrosive Plating, Double Throw Deadbolt, Brass follower for mortise rod	SS+Zinc+Brass	SS, AB, CP, BP, BL	50/50mm	480	Pcs	25
					40/70mm	500	Pcs	25
					50/85mm	540	Pcs	25
					60/85mm	810	Pcs	25
	DH101	SS304 Front & Strike Plate Heavy Brass Latch and Bolts Single Bolt Reversible Latch Mortise Lock	SS304+Brass	SS, AB, CP, BP	50/85mm	775	Pcs	25
	DH111	Heavy Duty Compressed Body Lock (SS Front & Strike Plate)	SS	SS	25/85mm	850	Pcs	50
	DH119	<b>FIRE RATED</b> SS304 Latch, bolt, front plate and strike plate	SS304	SS	50/85mm	1500	Pcs	25
	★ DH102	SS Front & Strike Plate Heavy Duty Springs, Anti Corrosive Plating, Double Throw Tri-Deadbolt,	SS+Brass	SS, AB, CP, BP	45/85mm	700	Pcs	25
					60/85mm	800	Pcs	25
	DH103	SS Front & Strike Plate Heavy Brass Latch and Bolts Tri-Bolt Reversible Latch Cylindrical Mortise Lock	SS+Brass	SS, AB, CP RGG, GR	50/85mm	700	Pcs	25
						900		
	★ DH104	<b>PAG Quadra Lock</b> SS Front & Strike Plate Heavy Duty Springs, Anti Corrosive Plating, Double Throw Deadbolt,	SS+Brass	SS, AB, CP, BP	50/85mm 2 Stroke	900	Pcs	25
					60/85mm 2 Stroke	1000	Pcs	25
					70/85mm 4 Stroke	1300	Pcs	10

# Door Locking Systems

New Additions

Limited Edition



As per Order



Best Sellers



Reference Image	Code	Description & Specification	Material	Finish	Size	MRP	Unit	Box
	DH123 ★	<b>PAG Secura Lock</b> Stainless Steel Body 4 Bolt Dead Lock Anti Theft Bolt with Extra Rotatable Ring on Two Extreme Bolts for Blade Protection	SS304 with SS Front & Strike Plate	MAB	50/85mm	1333	Pcs	30
				SS	50/85mm	1235	Pcs	30
	DH108	Roller Lock Body with SS Front & Strike Plate	SS	SS	45/85mm	700	Pcs	25
		Roller Lock Body with SS Front & Strike Plate	SS	SS	60/85mm	850	Pcs	25
	DH124	<b>PAG Silent Lock</b> with Heavy SS Lock body with Zinc Latch & Bolt Reversible Latch Suitable for any Euro Profile cylinder and mortise handles on plate/rose Opening and Closing of Door has noise reduction upto 70% avoids disturbance.	SS	SS	50/58mm	780	Pcs	30
			SS	MAB	50/58mm	878	Pcs	30
	DH121 ★	<b>PAG Silent Lock</b> with Heavy SS Lock body with Zinc Latch & Bolt Reversible Latch Suitable for any Euro Profile cylinder and mortise handles on plate/rose Opening and Closing of Door has noise reduction upto 70% avoids disturbance.	SS	SS	50/85mm	1154	Pcs	30
			SS	MAB, BL	50/85mm	1251	Pcs	30
			SS	SS	60/85mm	1235	Pcs	30
			SS	MAB	60/85mm	1333	Pcs	30
	DH122 ★	<b>PAG Magnet Lock</b> Auto Retractable Latch with Strong Pull Magnet   Can Latch with Maximum Gap of 16mm between frame and Door   Accidental Strike Protection with Strong Magnet Force	SS (Front & Strike Plate)	SS	55/72mm	1268	Pcs	40
				MAB	55/72mm	1365	Pcs	40
	DH118	<b>Sleek Double Door Lock</b> SS 25mm Front & Strike Plate Heavy Duty Springs, Anti Corrosive Plating, Double Throw Deadbolt Minimum Door Thickness 28mm	SS+ Brass	SS, AB	Left 50/85	1500	Pcs	25
		Right 50/85			1500	Pcs	25	
	DH105	Double Door Lock SS Front & Strike Plate Heavy Duty Springs, Anti Corrosive Plating, Double Throw Deadbolt	SS+ Brass	SS, AB, BP	Left 50/85	1260	Pcs	25
				Right 50/85	1260	Pcs	25	

# Door Locking Systems

New Additions

Limited Edition



As per Order



Best Sellers



Reference Image	Code	Description & Specification	Material	Finish	Size	MRP	Unit	Box
	DH106	<p><b>PAG THREE POINT LOCK</b>                      Heavy Duty Mortise Three Point Lock with 10 Bolt Double Stroke Bolts. SS304 20mm Forend and Strike Plate                      Height : 2100mm                      Center Lock : 79x175mm                      Top &amp; Bottom Lock : 79x135mm                      Minimum Door Thickness 28mm</p>	SS304	SS	50/85mm	9100	Pcs	10
<b>High - Security Multi Application Lock</b>								
	DH202	<p><b>PAG Power Lock</b>                      with Heavy SS304 Lock body with SS 304 Latch &amp; 5 Bolt Reversible Latch Suitable for any Euro Profile cylinder and Main Door Handles ANSI Grade                      Minimum Door Thickness : 40mm                      Height : 318mm                      Width : 106mm</p>	SS304	SS	60/68mm	7500	Pcs	1
			SS304	AB	60/68mm	9500	Pcs	1
	DH38	60.5mm Special Heavy Half Cylinder with 5 Ultra Brass Computerized Keys to be used with 202 Lock	Brass	SS, AB	45mm	2750	Pcs	1
	DH144	Steel Drop Down Lock with Cylinder Knob+3 Keys (Aluminium/Wooden/Steel Door)	SS	SS	20mm	714	Pcs	10
<b>Latches and Dead Bolts</b>								
	DH112	Heavy Duty Triple Bolt Cylindrical Dead Lock Backset SS Front & Strike Plate	SS	AB,SS	50mm	700	Pcs	30
					70mm	1100	Pcs	30
	DH113	Heavy Duty Single Bolt Cylindrical Dead Lock SS Front & Strike Plate	SS	SS, AB, BG	50mm	540	Pcs	30
					55mm	675	Pcs	30
					100mm	2700	Pcs	30

# Door Locking Systems

New Additions

Limited Edition



As per Order



Best Sellers



Reference Image	Code	Description & Specification	Material	Finish	Size	MRP	Unit	Box
	DH114	Heavy SS Front & Strike Plate Mortise Latch	SS	SS, AB	50mm	300	Pcs	50
			SS	RGG, GR	50mm	395	Pcs	50
			SS	SS, AB	60mm	325	Pcs	25
	DH115	SS Front & Strike Plate Mortise Latch	SS	SS	60mm	300	Pcs	50
	DH116	Economic SS Front & Strike Plate Mortise Latch	SS	SS	45mm	245	Pcs	50
	DH117	Economic SS Front & Strike Plate Mortise Latch Lock with 3 Keys	SS	SS	53mm	475	Pcs	10
	DH518	Yale Brass Front & Strike Plate Reversible Latch 518-45	Brass	BP	45mm	900	Pcs	10
	DH517	Yale Brass Front & Strike Plate Reversible Latch 517-50	Brass	BP	50mm	900	Pcs	10
	DH3040	77mm Dead Bolt, SS Plate Black Body with SS Finish Lock for DH3037, DH3038, DH3039, DH3033	SS+ Brass	SS	60mm	536	Pcs	10
	DH178	Bathroom lock for mortise handle & indicator bolt Hole center:116mm SS front plate SS striking plate With screws	SS	SS	50/116mm	695	Pcs	10
	DH3033	SS Non-Indicating Square Knob for Bathroom door Suitable with 3040, 175 and 178 Locks	SS	SS	50mm	680	Sets	5

# Door Locking Systems

New Additions

Limited Edition



As per Order



Best Sellers



Reference Image	Code	Description & Specification	Material	Finish	Size	MRP	Unit	Box
	<b>DH3037</b>	Stainless Steel Indicating Bolt Suitable with DH3040, DH175 and DH178 Locks	SS	SS	50mm	<b>1017</b>	Pcs	5
	<b>DH3038</b>	Stainless Steel Indicating Bolt Suitable with DH3040, DH175 and DH178 Locks	SS	SS	50mm	<b>1017</b>	Pcs	5
	<b>DH3039</b>	Stainless Steel Indicating Bolt Suitable with DH3040, DH175 and DH178 Locks	SS	SS	50mm	<b>1456</b>	Pcs	5
<b>Cross &amp; Flat Key Locks</b>								
	<b>DH166</b>	Flat Laser Key Locks with Anti-Theft Ring 4 Bolt Lock with 3 Keys and Keyhole	SS	SN	50mm	<b>995</b>	Pc	50
	<b>DH167</b>	Flat Laser Key Locks with Anti-Theft Ring Biscuit Bolt Lock 3 Keys and Keyhole	SS	SN	50mm	<b>995</b>	Pc	50
	<b>DH170</b>	Four Bolt Anti-Theft Laser Flat Key Locks 3 Keys and Keyhole	SS	SN	50mm	<b>995</b>	Pc	50
	<b>DH168</b>	SS Front & Strike Plate Star Key Single Bolt Drop Down Dead Lock with 5 Keys with Keyhole	SS	SS	20mm	<b>690</b>	Pcs	50
	<b>DH169</b>	SS Front & Strike Plate Star Key Sliding Door Drop Bolt Heavy Lock with 5 Keys with Keyhole	SS	SS	20mm	<b>850</b>	Pcs	50
	<b>FF179S-SS304</b>	Shaft Lock, Loft Lock SS304 Body+Front & Strike Plate	SS304	SS	60mm	<b>488</b>	Pc	50
	<b>FF179</b>	Shaft Lock, Loft Lock SS201 Body+Front & Strike Plate	SS304+SS201	SS	60mm	<b>390</b>	Pc	50
	<b>DH189</b>	Star Key Pardar Lock Top & Bottom Hook Lock	MS+SS	SS	20mm	<b>950</b>	Pcs	50



# Door Locking Systems

New Additions

Limited Edition



As per Order



Best Sellers



Reference Image	Code	Description & Specification	Material	Finish	Size	MRP	Unit	Box	
	DH190	Flat Key Hook Lock	MS+SS	SN	20mm	895	Pcs	50	
	DH191	Star Key Hook Lock	MS+SS	SS	50mm	895	Pcs	50	
	DH192	Star Key Parder Lock	MS+SS	SS	50mm	995	Pcs	50	
	FF174A	Slim Keyhole for Star Key Locks DH167/DH168/DH169/DH170/DH189/DH190/DH191/DH192	SS	SS	10mm	35	Pcs	10	
	FF174B		SS	SS	10mm	40	Pcs	10	
	FF174C		Plastic	Black	10mm	20	Pcs	20	
<b>Sliding Door Locksets</b>									
	DH145	Zinc+SS Knob+Knob Sliding Bathroom Lock with Handle	Zinc+SS	MAB	45mm	1100	Sets	30	
	DH162	Zinc+SS Knob+Coin Sliding Bathroom Lockset 75mm Dia	Zinc+SS	SS	50mm	2500	Sets	28	
	DH163	Zinc+SS Knob+Key Sliding Passage Lockset with Lock and 2 Keys 75mm Dia	Zinc+SS	SS	45mm	2250	Sets	30	
				MAB	45mm	2500	Sets	30	
	DH164			Zinc+SS Knob+Coin Sliding Bathroom Lockset without Keys 75mm Dia	SS	45mm	2150	Sets	30
					MAB	45mm	2450	Sets	30

# Door Locking Systems

New Additions

Limited Edition



As per Order



Best Sellers



Reference Image	Code	Description & Specification	Material	Finish	Size	MRP	Unit	Box
	DH172	Concealed Round Sliding Door Bathroom Knob with Puller + 175 SS304 Hook lock SS for sliding doors and double doors SS Front plate SS Striking plate with Screws	SS	SS	50mm	1350	Sets	30
	DH173	Concealed Square Sliding Door Bathroom Knob with Puller + 175 SS304 Hook lock SS for sliding doors and double doors SS Front plate SS Striking plate with Screws	SS	SS	50mm	1375	Sets	30
	DH175	SS304 Hook lock SS for sliding doors and double doors SS Front plate SS Striking plate with Screws Suitable for 172 & 173	SS	SS	50mm	764	Pcs	10
	DH400 610	<b>BONAITI - Made in Italy</b> Brass Sliding Passage/Bathroom Lock A-50mm B-70mm	Brass+SS	SN	50mm	2256	Pcs	5
				PB	50mm	2314	Pcs	5
	DH193-ET	Frame Sliding Pull Handle with Button and Lock Option Minimum Door Thickness 28mm Door Cut out Size : 95Hx14Dx23W With Screw Drill for additional fixing strength	Zinc with Key	SN, AB	115mm	1345	Pc	15
	DH193-BK		Zinc without Key	SN, BL, AE	115mm	850	Pc	15
	DH194ET	Heavy Entrance Round Sliding Lock with 2 Keys 35-50 Door Thickness	Zinc+SS	SS	40mm	1983	Sets	30
			Zinc+SS	MAB	40mm	2031	Sets	30
			Zinc+SS	GR	40mm	2031	Sets	30
	DH194BK	Heavy Bathroom Round Sliding Lock 35-50 Door Thickness	Zinc+SS	SS	40mm	1898	Sets	30
			Zinc+SS	MAB	40mm	1947	Sets	30
			Zinc+SS	GR	40mm	1947	Sets	30
	DH195ET	Heavy Entrance Round Sliding Lock with 2 Keys 35-50 Door Thickness	Zinc+SS	SS	40mm	1983	Sets	30
			Zinc+SS	MAB	40mm	2031	Sets	30
			Zinc+SS	GR	40mm	2031	Sets	30
	DH195BK	Heavy Bathroom Round Sliding Lock 35-50 Door Thickness	Zinc+SS	SS	40mm	1898	Sets	30
			Zinc+SS	MAB	40mm	1947	Sets	30
			Zinc+SS	GR	40mm	1947	Sets	30

# Door Locking Systems

New Additions

Limited Edition



As per Order



Best Sellers



Reference Image	Code	Description & Specification	Material	Finish	Size	MRP	Unit	Box
	<b>DH400 620</b>	<b>Made in Italy</b> Brass Sliding Passage/Bathroom Cylindrical Lock A-50mm B-70mm	Brass+SS	SN	50mm	<b>2256</b>	Pcs	5
	<b>DH4H0 620</b>	<b>Made in Italy</b> Sliding Entrance Cylindrical Lock With Keyholes	Brass+SS	SN	50mm	<b>4260</b>	Sets	1
	<b>DH109</b>	SS Front & Strike Plate Drop Down Bolt Sliding Lock	SS	SS	30/85mm	<b>1000</b>	Pcs	30
	<b>DH176</b>	Cylindrical Sliding Lock Zinc hook SS front plate & striking plate With screws	SS+Zinc	SS	40mm	<b>332</b>	Pcs	10
		Cylindrical Sliding Lock SS304 hook SS304 front plate & striking plate With screws	SS304	SS	50mm	<b>813</b>	Pcs	10
	<b>DH177</b>	Dead lock SS for sliding doors and double doors SS striking plate   front plate With screws	SS	SS	40mm	<b>657</b>	Pcs	10
<b>Dead Bolts &amp; Tubular Locks &amp; Leversets</b>								
	<b>DH171 BK</b>	Handle Leverset (Bathroom Version)	Zinc	AB	60-70mm	<b>1100</b>	Sets	10
	<b>DH150 BK</b>	Handle Leverset (Bathroom Version)	Zinc	AB, SN	60-70mm	<b>1100</b>	Sets	10
	<b>DH198</b>	<b>LXL</b> Dead Lock Both Side Brass Key 35-45mm Door Thickness	SS	SS	60mm	<b>904</b>	Sets	30

# Door Locking Systems

New Additions

Limited Edition



As per Order



Best Sellers



Reference Image	Code	Description & Specification	Material	Finish	Size	MRP	Unit	Box
	<b>DH199</b>	<b>LxK</b> Dead Lock Brass One Side Key One Side Knob 35-45mm Door Thickness	SS	SS	60mm	<b>774</b>	Sets	30
	<b>DH125ET-SS</b>	Concealed Ring with Pull Handle with 3040 Lock 2 Keys & Knob	SS304	SS	60mm	<b>1950</b>	Sets	10
	<b>DH125ET-AB</b>		SS304	AB	60mm	<b>2275</b>	Sets	10
	<b>DH126 BK</b>	SS304 Cover with solid Steel inside Bathroom (Coin+Knob) Door Thickness 28-48mm	SS304	SS	60mm	<b>793</b>	Sets	30
	<b>DH126 ET</b>	SS304 Cover with solid Steel inside Entrance (Knob+ 3 Brass Key) Door Thickness 28-48mm	SS304	SS	60mm	<b>907</b>	Sets	30
	<b>DH127 BK</b>	SS Cover with solid Steel inside Bathroom (Coin+Knob) Door Thickness 28-48mm	SS	SS	70mm	<b>680</b>	Sets	30
	<b>DH127 ET</b>	SS Cover with solid Steel inside Entrance (Knob+ 3 Brass Ultra Key) Door Thickness 28-48mm	SS	SS	70mm	<b>760</b>	Sets	30
	<b>DH148</b>	Door Reinforce Plate for Security	SS	SS	60mm	<b>1100</b>	Pcs	10
	<b>DH149</b>	Door Reinforce Plate for 126 You can replace any tubular lock by fitting this plate & install 126 lock	SS	SS	60mm	<b>600</b>	Pcs	10
	<b>DH156</b>	ET60mm Cylindrical Latch 60mm for Tublar	SS	SS	60mm	<b>98</b>	Pcs	25
		BK60mm Bathroom Latch 60mm for Tublar	SS	SS	60mm	<b>98</b>	Pcs	25
		ET70mm Cylindrical Latch 70mm for Tublar	SS	SS	70mm	<b>102</b>	Pcs	25
<b>Rim Locks &amp; Latches</b>								
	<b>DH131A Remote +Adaptor</b>	Stainless Steel Electric Rim Lock (Both Side Key)with Brass Cylinder & 6 Graphite Keys 3 Remotes 12V DC Current (L/R possible) 2 Remotes have only opening function Closing is manual	SS	SS	60mm	<b>8400</b>	Pcs	12

# Door Locking Systems

New Additions

Limited Edition



As per Order



Best Sellers



Reference Image	Code	Description & Specification	Material	Finish	Size	MRP	Unit	Box
	<b>DH131B Adaptor</b>	Stainless Steel Electric Rim Lock (Both Side Key)with Brass Cylinder & 6 Graphite Keys & Button Switch Operation & Video Door Phone Operation Possible (L/R possible) Switch have only opening function Closing is manual	SS	SS	60mm	<b>6500</b>	Pcs	12
	<b>Remote/ Adaptor for DH131</b>	2 Remotes & 1 12 V Adaptor Set		Black		<b>3100</b>	Pcs	1
	<b>Adaptor for DH131</b>	12V Adaptor Only		Black		<b>1300</b>	Pcs	1
	<b>DH132</b>	Stainless Steel Sliding/Double Door Rim Lock with Brass Cylinder & 5 Brass Ultra Keys (Key+Key) 60mm Backset	SN	SS	60mm	<b>2400</b>	Pcs	12
	<b>DH133</b>	<b>LxL</b> Stainless Steel Heavy Duty Rim Lock with Brass Cylinder & 5 Brass Ultra Keys (Key+Key) Additional Dead Bolt for Security	SS	SS	60mm	<b>3500</b>	Pcs	12
	<b>DH134</b>	<b>LxK</b> Stainless Steel Heavy Duty Rim Lock with Brass Cylinder & 5 Brass Ultra Keys (Knob+Key) Additional Dead Bolt for Security	SS	AB	60mm	<b>4500</b>	Pcs	12
	<b>DH135</b>	<b>LxK</b> Stainless Steel Heavy Duty Five point Rim Lock with Brass Cylinder & 5 Brass Ultra Keys (Knob+Key) 3 bolt and latch operated by key and an Additional Dead Bolt for Security	SS	SS	60mm	<b>6825</b>	Pcs	1
<b>Rim Locks &amp; Latches</b>								
	<b>DH136</b>	<b>LxK</b> Steel Heavy Duty Rim Lock body with Brass latch & 3 Brass normal Keys (Knob+Key), 2 lac cycle tested	MS+SS	SS	60mm	<b>1650</b>	Pcs	12
	<b>DH197</b>	<b>LxK</b> Steel Heavy Duty Rim Lock body with Brass latch & 3 Brass Ultra Keys (Knob+Key), 2 lac cycle tested	MS+SS	SS	60mm	<b>2350</b>	Pcs	12

# Door Locking Systems

New Additions

Limited Edition



As per Order



Best Sellers



Reference Image	Code	Description & Specification	Material	Finish	Size	MRP	Unit	Box
	DH137	<b>LxK (Knob+Key) Dead Rim Lock</b> Dimple Key Double stroke Dead Bolt with 26mm stroke length. 27mm 3 axis brass cylinder with 14 pin ultra dimple key. Keys are UNPICKABLE and impossible to DUPLICATE. Over 10 million combinations. Light attached with one of the four key available.	MS+SS	SS	60mm	2100	Pcs	12
			MS+SS	AB	60mm	2100	Pcs	12
	DH141	<b>LxK (Knob+Key) Latch Rim Lock</b> Dimple Key Double stroke Dead Bolt with 26mm stroke length. 27mm 3 axis brass cylinder with 14 pin ultra dimple key. Keys are UNPICKABLE and impossible to DUPLICATE. Over 10 million combinations. Light attached with one of the four key available.	MS+SS	SS	60mm	2993	Pcs	12
	DH142	<b>Rim Lock With Knob &amp; Key</b> Latch bolt with brass safety clip to prevent accidental closing of door. Door Hold back slider type button. Extra large receptacle with 7 bolting screws Double Stroke Dead Bolt with 26 mm stroke Suitable for 30-80mm Door Thickness	MS+SS	SS	60mm	1836	Pcs	12
				AB	60mm	1836	Pcs	12
<b>Disc Pad &amp; Shutter Locks</b>								
	DH205	Disc Pad Lock for Shutters <i>10 Year Warranty</i>	SS	CP	90mm	1154	Pcs	2
	DH1090	Shutter Lock	MS+SS	CP		3050	Pcs	1
<b>Electronic Hotel &amp; Office Card Locks</b>								
	DH291	Stainless Steel Five Latch Mortise Lock Minimum 38mm Door Thickness Card and key options Free handle ANSI Grade 2 12 Month Battery life Includes Handle+Lock+Cylinder		SS		19500	Sets	1
	DH268	RF Card to be used with DH291 (As per quantity)				390	Pcs	50

# Door Locking Systems

New Additions  
Limited Edition



As per Order  
Best Sellers



Reference Image	Code	Description & Specification	Material	Finish	Size	MRP	Unit	Box
	DH269	Hotel Lock Management Software DH291 (1Pc.Per Project)				48750	Pcs	1
	DH270A	Energy Saving Switch for DH271 (1 Pc. Per Lock)				3500	Pcs	1
	DH271	RF Card Encoder for DH291 (1 Pc. Per Project)				81250	Pcs	1
	DH301	Hotel Lock Premium card and mechanical key opening Slim design	Alu	Black		13650	Pcs	1
	DH302	Handheld for DH301 Hotel Lock Premium	Elec	Black		48650	Pcs	1
	DH303	Energy switch for Hotel Lock Premium	PVC	White		2415	Pcs	1
	DH304	RFID card Hotel Lock Premium	RFID	White		1890	Pcs	1
	DH305	Encoder Hotel Lock Premium	Elec	Black		17500	Pcs	1
	DH306	Software for Hotel Lock Premium	Elec	CD		10000	Pcs	1
<b>Electro-Magnetic Locks</b>								
	GH272	U Angle Fixed Parts required for 275, 276 to be fixed on various directions			180mm	2470	Pcs	1
	GH273	Glass Door Magnetic Lock Adjustable Time Delay 12VDC Working Status Detection Feature 10-12mm distance required between door frame and door leaf Surge Absorber Mechanism			148x43x 25mm	9600	Sets	1

# Door Locking Systems

New Additions  
Limited Edition



As per Order  
Best Sellers



Reference Image	Code	Description & Specification	Material	Finish	Size	MRP	Unit	Box
	DH274	L Angle Fixed Parts required for 275, 276 to be fixed on various directions				3150	Sets	1
	DH275 300Kg	Overhead Bracket Unlocked when Power off HOLDING FORCE 300KG Voltage Spike Suppressor to control current 12VDC Current			238x25x 48mm	6300	Sets	1
	DH276 280Kg	Concealed Bracket Suitable for Wooden, Metal & Fire Door Unlocked when Power off HOLDING FORCE 280KG Voltage Spike Suppressor to control current 12VDC Current			229x38x 26mm	5850	Sets	1
	DH277	Number Access System 800 User Code Capacity 12VDC Current Bell Option with Green/Red Status Signal		AL	118x75mm	5850	Pcs	1
	DH278	Transformer 12VDC Time Delay adjustable 0-60 seconds		Black	181x82x 163mm	3450	Pcs	1
	DH279	Transformer +UPS 12VDC Time Delay adjustable 0-60 seconds Continuous 12 Hour Working if Power Cut Short Circuit Protection		Black	200x164x 77mm	7590	Pcs	1
	DH280	Card reader for DH283		SN		3150	Pcs	10
	DH282	Push Open Button and the Door Release Button made of Aluminium Alloy		AL	86x50x 20mm	1560	Pcs	10
	DH283	Thick Electro Magnetic Access Card		White	86x54x 1.8mm	180	Pcs	50
	DH284	Key Chain Electro Magnetic Card Function		Blue	37x30.3x 8.2mm	210	Pcs	50
				Grey		210	Pcs	50
<b>Home &amp; Office Fingerprint Locks</b>								
	DH263 Left	Stainless Steel Structure 10 year durability Unlocking by Key, Finger or Keypad Finger Print Capacity 150. Password Capacity 78. Easy Installation 12 month Battery Life Easy User Management Free Handle to avoid abuse Stand Alone Lock 38mm Door Thickness		AL		32000	Sets	1
	DH263 Right			AL		32000	Sets	1



# Door Locking Systems

New Additions

Limited Edition



As per Order



Best Sellers



Reference Image	Code	Description & Specification	Material	Finish	Size	MRP	Unit	Box
	DH297	<p><b>PAG iSecrue Fingerprint Lock</b></p> <ol style="list-style-type: none"> <li>1) Android Power Backup Plug-In to Open in case of Battery Failure</li> <li>2) Tribolt lock and a Security Night Latch with Voice Guide Feature and Door Bell Function</li> <li>3) New Genration 100 - Fingerprints/Passwords/2 Cards Recognition Algorithm/2 Keys</li> <li>4) 2 Keys for Emergency</li> <li>5) Retract Bolt for Single Hand Unlock and Lock Action</li> <li>6) Auto Lock Trigger after 5 Seconds of Opening</li> <li>7) Backlit Numberpad with Random Password Feature</li> <li>8) User Friendly Function with Date and Time Records of Openings with USB</li> <li>9) Door Thickness - 40-120mm</li> </ol>	Alu+ Steel	Black	L355x W70x B30mm Left/Right can be adjusted	35000	Sets	1
	DH298	<p><b>PAG iSecure WIFI Lock</b></p> <ol style="list-style-type: none"> <li>1) Fingerprint-Card-Number-WIFI-Key open methods for Lock with security night latch system</li> <li>2) Works with Mobile APP downloadable on Play Store</li> <li>3) Tracking on Mobile for Lock/Unlock Records</li> <li>4) Remote Access from any location</li> <li>5) Anti-Theft Alarm on Mobile App</li> <li>6) Time-Scheduled Opening System</li> <li>7) User wise Access Differentiation</li> <li>8) Inbuilt Door Bell</li> <li>9) 100 Passwords/Fingerprints 2Cards/2 Keys</li> <li>10) Emergency Android Power Port</li> <li>11) 50 Cycles even after Alarm for low battery ends</li> <li>12) Door Thickness : 1.75"-3.94"</li> </ol>	Alu	Black		39500	Sets	1
	MHG87659	Musket	Zinc	GR+SN		3000	Pairs	1
				AB+GR		3500	Pairs	1

# Door Locking Systems

New Additions

Limited Edition



As per Order



Best Sellers



Reference Image	Code	Description & Specification	Material	Finish	Size	MRP	Unit	Box
	DH299	iMusket - Fingerprint Mortise Handle can be used with any lock & cylinder (Right & Left Version)	Zinc	GR+SN		14000	Pairs	1
				AB+GR		15000	Pairs	1
	FF295	<b>iSecure</b> Fingerprint Drawer Lock   Panel Thickness 16-38mm   20 Fingerprints can be registered 2 AAA Batteries Automatic Locking Function				7500	Sets	1
<b>Electronic Handles</b>								
	DH296	<b>iSecure</b> Features : 6in1 Bluetooth+Fingerprint+Keypad+Card+Key+Wifi (With Additional Gateway) 4 AA Batteries Bluetooth v.4.0 Fingerprint 120, Card 200, Password, 150 Door Thickness 38-50mm Lock Backset 72/50mm				29500	Sets	1
	DH296-G	Gateway for Wifi Usage in DH296. Has to be installed within 3 Metres Range of the lock and Internet Router				9500	Sets	1

# Entrance Door Handlesets

New Additions

Limited Edition



As per Order

★ Best Sellers



Image	Description	MRP	Unit	Image	Description	MRP	Unit
	MHD152 Siam Material : SS Finish : SS	9000	Sets		MHD120 Siamac Material : SS Finish : SS	25000	Sets
	European Standard Lockset Stainless Steel Standard Mortise Latch & Bolt Lock 64mm Cylinder 50mm 3 Brass Keys						
	MHD180 Mace Material : Zinc Finish : AB	17550	Sets		MHD185 Siamac II Material : Zinc Finish : AB	17950	Sets
	American standard Lockset Stainless Steel American standard mortise lock body Lock 94/70mm Cylinder 38mm 5 Ultra Brass Keys						
	MHD182 Phoron Material : Zinc Finish : SS	21840	Sets		MHD185 Siamac II Material : Zinc Finish : SS	17950	Sets
	American standard Lockset Stainless Steel American standard mortise lock body Lock 87/64mm Cylinder 38mm 5 Ultra Brass Keys						
	MHD182 Phoron Material : Zinc Finish : AB	21840	Sets		MHD183 Pieper Material : Zinc Finish : AB	23054	Sets
	American standard Lockset Stainless Steel American standard mortise lock body Lock 87/64mm Cylinder 38mm 5 Ultra Brass Keys						

# Entrance Door Handlesets

New Additions

Limited Edition



As per Order

★ Best Sellers



Image	Description	MRP	Unit	Image	Description	MRP	Unit
	<p>MHD165 Ultra Mace Material : Brass Finish : POV Euro Standard Lockset Euro profile double open super B grade Anti-theft cylindrical lock</p> <p>Lock 94/70mm Cylinder 38mm 5 Ultra Brass Keys</p>	<b>22500</b>	Sets		<p>MHD181 Resin Material : Zinc Finish : AB</p> <p>American standard Lockset Stainless Steel American standard mortise lock body Lock 87/64mm Cylinder 38mm 5 Ultra Brass Keys</p>	<b>27907</b>	Sets
	<p>MHD186 Big Resin II Material : Zinc+SS304 Finish : AB</p> <p>Big Resin II Euro Standard Lockset Euro profile double open super B grade Anti-theft cylindrical Power lock Lock 68/60mm Cylinder 68mm 5 Ultra Brass Keys</p>	<b>27238</b>	Sets		<p>MHD184 Big Resin Material : Zinc Finish : AB</p> <p>Euro Standard Lockset Euro profile double open super B grade Anti-theft cylindrical lock</p> <p>Lock 68/60mm Cylinder 68mm 5 Ultra Brass Keys</p>	<b>29179</b>	Sets
	<p>MHD9471 Turais L/R Material : Brass + Crystal Finish : AB, SS, CP</p> <p>G9471 Mortise <b>3738</b> Pcs A9271 10" Pull <b>7979</b> Pcs 100 50x85 Lock <b>540</b> Pcs 28 60mm Cylinder <b>650</b> Pcs 12 keyhole (2pcs) <b>800</b> Pairs <b>Total 13707</b> Sets</p>				<p>MHD9473 Mira Duo L/R Material : Brass + Crystal Finish : AB, SS, CP</p> <p>G9473 Mortise <b>6874</b> Pcs A9273 12" Pull <b>13650</b> Pcs 100 50x85 Lock <b>540</b> Pcs 28 60mm Cylinder <b>650</b> Pcs 11 keyhole (2pcs) <b>600</b> Pairs <b>Total 22314</b> Sets</p>		

# Entrance Door Handlesets

New Additions

Limited Edition



As per Order

★ Best Sellers



Image	Description	MRP	Unit	Image	Description	MRP	Unit
	MHD93201 Perk L/R Material : SS304 Finish : SS				MHD93202 Plasma L/R Material : SS304 Finish : SS		
	G93201 Mortise	625	Pcs		G93202 Mortise	625	Pcs
	A0034 10"/19 Pull	546	Pcs		A0034 10"/19 Pull	546	Pcs
	100 50x85 Lock	540	Pcs		100 50x85 Lock	540	Pcs
	28 60mm Cylinder	650	Pcs		28 60mm Cylinder	650	Pcs
	033 Keyhole (2Pc)	210	Pairs		033 Keyhole (2Pc)	210	Pairs
	<b>Total</b>	<b>2571</b>	<b>Sets</b>		<b>Total</b>	<b>2571</b>	<b>Sets</b>
	MHD93203 Poppy L/R Material : SS304 Finish : SS				MHD97213 Scallop L/R Material : SS304 Finish : SS		
	G93203 Mortise	625	Pcs		G97213 Mortise	725	Pcs
	A0036 10"/25 Pull	650	Pcs		A0055 10" Pull	845	Pcs
	100 50x85 Lock	540	Pcs		100 50x85 Lock	540	Pcs
	28 60mm Cylinder	650	Pcs		28 60mm Cylinder	650	Pcs
	033 Keyhole (2Pc)	210	Pairs		034 keyhole (2pcs)	210	Pairs
	<b>Total</b>	<b>2675</b>	<b>Sets</b>		<b>Total</b>	<b>2970</b>	<b>Sets</b>
	MHD87653 Rose L/R Material : Zinc Finish : AB, SS				MHD87611 Mascot L/R Material : Zinc Finish : AB, SS		
	G87653 Mortise	750	Pcs		G87611 Mortise	1275	Pcs
	A87623 Pull Handle	1380	Pcs		A87611 10" Pull	2271	Pcs
	100 50x85 Lock	540	Pcs		100 50x85 Lock	540	Pcs
	28 60mm Cylinder	650	Pcs		28 60mm Cylinder	650	Pcs
	032 keyhole (2pcs)	390	Pairs		032 keyhole (2pcs)	390	Pairs
	<b>Total</b>	<b>3710</b>	<b>Sets</b>		<b>Total</b>	<b>5126</b>	<b>Sets</b>
	MHD95161 Glamour L/R Material : Brass Finish : AB, BM				MHD94170 Diamaze L/R Material : Brass Finish : AB, BM		
	G95161 Mortise	2475	Pcs		G94170 Mortise	1950	Pcs
	A95161 10" Pull	4950	Pcs		A94170 10" Pull	4500	Pcs
	100 50x85 Lock	540	Pcs		100 50x85 Lock	540	Pcs
	28 60mm Cylinder	650	Pcs		28 60mm Cylinder	650	Pcs
	12 keyhole (2pcs)	800	Pairs		12 keyhole (2pcs)	800	Pairs
	<b>Total</b>	<b>9415</b>	<b>Sets</b>		<b>Total</b>	<b>8440</b>	<b>Sets</b>

# Entrance Door Handlesets

New Additions

Limited Edition



As per Order

★ Best Sellers



Image	Description	MRP	Unit	Image	Description	MRP	Unit
	MHD9587 Turquoise L/R Material : Brass Finish : AB, SS				MHD95132 Cornish L/R Material : Brass Finish : AB, SS		
	G9587 Mortise	1658	Pcs		G95132 Mortise	1575	Pcs
	A9587 10" Pull	2110	Pcs		A95132 10" Pull	2500	Pcs
	100 50x85 Lock	540	Pcs		100 50x85 Lock	540	Pcs
	28 60mm Cylinder	650	Pcs		28 60mm Cylinder	650	Pcs
	12 keyhole (2pcs)	800	Pairs		12 keyhole (2pcs)	800	Pairs
	<b>Total</b>	<b>5758</b>	<b>Sets</b>		<b>Total</b>	<b>6065</b>	<b>Sets</b>
	MHD9530 Geode L/R Material : Brass/SS Finish : AB, SS				MHD9401 Jade II L/R Material : Brass Finish : AB, SS		
	G97290 Mortise	1000	Pcs		G9416 Mortise	1344	Pcs
	A9530 10" Pull	2500	Pcs		A9416 Pull Handle	3695	Pcs
	100 50x85 Lock	540	Pcs		100 50x85 Lock	540	Pcs
	28 60mm Cylinder	650	Pcs		28 60mm Cylinder	650	Pcs
	12 keyhole (2pcs)	800	Pairs		11 keyhole (2pcs)	600	Pairs
	<b>Total</b>	<b>5490</b>	<b>Sets</b>		<b>Total</b>	<b>6829</b>	<b>Sets</b>
	MHD94140 Emerald L/R Material : Brass Finish : AB, SS, BM				MHD95143 Nevada L/R Material : Brass Finish : AB, SS		
	G94140 Mortise	1800	Pcs		G95143 Mortise	1525	Pcs
	A94140H 10" Pull	4150	Pcs		A95143 10" Pull	2509	Pcs
	100 50x85 Lock	540	Pcs		100 50x85 Lock	540	Pcs
	28 60mm Cylinder	650	Pcs		28 60mm Cylinder	650	Pcs
	11 keyhole (2pcs)	600	Pairs		12 keyhole (2pcs)	800	Pairs
	<b>Total</b>	<b>7740</b>	<b>Sets</b>		<b>Total</b>	<b>6024</b>	<b>Sets</b>

# Mortise Locksets

New Additions

Limited Edition



As per Order

★ Best Sellers



Image	Product	MRP	Unit	Image	Product	MRP	Unit
	Scalene MHM87665LK 8" Material : Zinc Finish : SN		★		Scalene MHM87665LK 8" Material : Zinc Finish : AB		★
	MHM87665	1625	Pairs		MHM87665	1625	Pairs
	124 50/58 Silent	878	Pcs		124 50/58 Silent	750	Pcs
	25 SS 60 LxK	650	Pcs		25 SS 60 LxK	650	Pcs
	Full Combo Set	<b>3153</b>	Sets		Full Combo Set	<b>3025</b>	Sets
	Korean MHM87601LK 8" Material : Zinc Finish : AB, SS		★		Lapiz MHM87602LK 8" Material : Brass Finish : AB, SS		
	MHM87601	1920	Pairs		MHM87602	1880	Pairs
	100 50/50 Lock	480	Pcs		100 50/50 Lock	480	Pcs
	28 60mmLK	650	Pcs		28 60mmLK	650	Pcs
	Full Combo Set	<b>3050</b>	Sets		Full Combo Set	<b>3010</b>	Sets
	Leopard MHM87607LK 8" Material : Zinc Finish : AB, CP+SS				Lightning MHM87608LK 8" Material : Zinc Finish : AB, CP+SS		
	MHM87607	1765	Pairs		MHM87608	1860	Pairs
	100 50/50 Lock	480	Pcs		100 50/50 Lock	480	Pcs
	28 60mmLK	650	Pcs		28 60mmLK	650	Pcs
	Full Combo Set	<b>2895</b>	Sets		Full Combo Set	<b>2990</b>	Sets
	Mascot MHM87611LK 8" Material : Zinc Finish : AB, SS, CP				Malaya MHM87610LK 8" Material : Zinc Finish : AB, SS		
	MHM87611	2080	Pairs		MHM87610	1685	Pairs
	100 50/50 Lock	480	Pcs		100 50/50 Lock	480	Pcs
	28 60mmLK	650	Pcs		28 60mmLK	650	Pcs
	Full Combo Set	<b>3210</b>	Sets		Full Combo Set	<b>2815</b>	Sets
	Mabe MHM87609LK 8" Material : Zinc Finish : AB, SS				SmallRose MHM86653LK 8" Material : Zinc Finish : AB, SS		
	MHM87609	1685	Pairs		MHM87653	1400	Pairs
	100 50/50 Lock	480	Pcs		100 50/50 Lock	480	Pcs
	28 60mmLK	650	Pcs		28 60mmLK	650	Pcs
	Full Combo Set	<b>2815</b>	Sets		Full Combo Set	<b>2530</b>	Sets

# Mortise Locksets

New Additions

Limited Edition



As per Order

Best Sellers



Image	Product	MRP	Unit	Image	Product	MRP	Unit
	Aquamarine MHM72118LK 8" Material : Brass Finish : AB, SS				Catseye MHM72121LK 8" Material : Brass Finish : AB, SS, CP		
	MHM72118	2020	Pairs		MHM72121	2020	Pairs
	100 40/70 Lock	500	Pcs		100 40/70 Lock	500	Pcs
	28 60mmLK	650	Pcs		28 60mmLK	650	Pcs
	Full Combo Set	<b>3170</b>	Sets		Full Combo Set	<b>3170</b>	Sets
	Mascot MHY87611LL 8" Material : Zinc Finish : SS				Malaya MHY87610LL 8" Material : Zinc Finish : SS		
	MHY87611	2080	Pairs		MHY87610	1685	Pairs
	117 58mm Lock	475	Pcs		117 58mm Lock	475	Pcs
	Full Combo Set	<b>2045</b>	Sets		Full Combo Set	<b>2045</b>	Sets
	Mabe MHY87609 LxL 8" Material : Zinc Finish : SS				Small Rose MHY86653LL 8" Material : Zinc Finish : SS		
	MHY87609	1685	Pairs		MHY87653	1400	Pairs
	117 58mm Lock	475	Pcs		117 58mm Lock	475	Pcs
	Full Combo Set	<b>2045</b>	Sets		Full Combo Set	<b>2045</b>	Sets
	Opal MHM7232LK 8" Material : Brass Finish : AB, SS				Garnet MHM7246LK 8" Material : Brass Finish : AB, SS		
	MHM7232	2020	Pairs		MHM7246	2020	Pairs
	100 40/70 Lock	500	Pcs		100 40/70 Lock	500	Pcs
	28 60mmLK	650	Pcs		28 60mmLK	650	Pcs
	Full Combo Set	<b>3170</b>	Sets		Full Combo Set	<b>3170</b>	Sets
	Auria MHM87562LK 8" Material : Zinc Finish : CP+SS				Topaz MHM72115LK 8" Material : Brass Finish : AB, SS		
	MHM87652	1500	Pairs		MHM72115	2020	Pairs
	100 40/70 Lock	500	Pcs		100 40/70 Lock	500	Pcs
	28 60mmLK	650	Pcs		28 60mmLK	650	Pcs
	Full Combo Set	<b>2650</b>	Sets		Full Combo Set	<b>3170</b>	Sets



# Mortise Locksets

New Additions

Limited Edition



As per Order

★ Best Sellers



Image	Product	MRP	Unit	Image	Product	MRP	Unit
	Endcurve MHJ87631LK 10" Material : Zinc Finish : SS				Oriental MHJ87625LK 10" Material : Zinc Finish : AB, SS		
	MHJ87631	1505	Pairs		MHJ87625	3050	Pairs
	100 50/85 Lock	540	Pcs		100 50/85 Lock	540	Pcs
	28 60mmLK	650	Pcs		28 60mmLK	650	Pcs
	Full Combo Set	<b>2695</b>	Sets		Full Combo Set	<b>4240</b>	Sets
	Lorena MHJ87636LK 10" Material : Zinc Finish : AB, SS				Moss Duo MHJ87637LK 10" Material : Zinc Finish : AB		
	MHJ87636	1575	Pairs		MHJ87637	1575	Pairs
	100 50/85 Lock	540	Pcs		100 50/85 Lock	540	Pcs
	28 60mmLK	650	Pcs		28 60mmLK	650	Pcs
	Full Combo Set	<b>2765</b>	Sets		Full Combo Set	<b>2765</b>	Sets
	Noble MHJ86638LK 10" Material : Zinc Finish : SS				Rose MHJ87505LK 10" Material : Zinc Finish : AB, SS		
	MHJ86638	1470	Pairs		MHJ87639	2170	Pairs
	100 50/85 Lock	540	Pcs		100 50/85 Lock	540	Pcs
	28 60mmLK	650	Pcs		28 60mmLK	650	Pcs
	Full Combo Set	<b>2660</b>	Sets		Full Combo Set	<b>3360</b>	Sets
	Opal MHJ7232LK 10" Material : Brass Finish : AB, SS				Mountain MHJ97303LK 10" Material : SS304 Solid Finish : SS, CP, BL, RGG		
	MHJ7232	2700	Pairs		MHJ97303	2000	Pairs
	100 50/85 Lock	540	Pcs		100 50/85 Lock	540	Pcs
	28 60mmLK	650	Pcs		28 60mmLK	650	Pcs
	Full Combo Set	<b>3890</b>	Sets		Full Combo Set	<b>3190</b>	Sets
	Mascot MHJ87611LK 10" Material : Zinc Finish : AB, SS, CP				Nevada MHJ87616LK 10" Material : Brass Finish : AB, SS		
	MHJ87611	2550	Pairs		MHJ87616	2800	Pairs
	100 50/85 Lock	540	Pcs		100 50/85 Lock	540	Pcs
	28 60mmLK	650	Pcs		28 60mmLK	650	Pcs
	Full Combo Set	<b>3740</b>	Sets		Full Combo Set	<b>3990</b>	Sets

# Mortise Locksets

New Additions

Limited Edition



As per Order

Best Sellers



Image	Product	MRP	Unit	Image	Product	MRP	Unit
	Perk MHJ90201LK 10" Material : SS304 Tube Finish : SS				Perk MHY84401LK 7" Material : Brass Finish : CP+SS		
	MHJ90201	2100	Pairs		MHY84401	600	Pairs
	100 50/85 Lock	540	Pcs		117 58mm Lock	475	Pcs
	28 60mmLK	650	Pcs				
	Full Combo Set	<b>3290</b>	Sets		Full Combo Set	<b>1075</b>	Sets
	Morro MHJ94157LK 10" Material : Brass Finish : AB				Plasma MHJ93202LK 10" Material : SS304 Tube Finish : SS		
	MHJ94157	3185	Pairs		MHJ93202	2100	Pairs
	100 50/85 Lock	540	Pcs		100 50/85 Lock	540	Pcs
	28 60mmLK	650	Pcs		28 60mmLK	650	Pcs
	Full Combo Set	<b>4375</b>	Sets		Full Combo Set	<b>3290</b>	Sets
	Glamour MHJ95161LK 12" Material : Brass Finish : BM, AB				Vadim MHJ85106LK 10" Material : Brass Finish : POV		
	MHJ95161	5825	Pairs		MHJ85106	4500	Pairs
	100 50/85 Lock	540	Pcs		100 50/85 Lock	540	Pcs
	28 60mmLK	650	Pcs		28 60mmLK	650	Pcs
	Full Combo Set	<b>7015</b>	Sets		Full Combo Set	<b>5690</b>	Sets
	MHJSIRIOLK 10" Material : Brass Finish : Gold				MHJLinea840LK 10" Material : Brass Finish : Gold		
	MHJSIRIO	3087	Pairs		MHJLinea840	2723	Pairs
	100 50/85 Lock	540	Pcs		100 50/85 Lock	540	Pcs
	28 60mmLK	650	Pcs		28 60mmLK	650	Pcs
	Full Combo Set	<b>4277</b>	Sets		Full Combo Set	<b>3913</b>	Sets
	Bort MHM7288 LK 8" Material : Brass Finish : AB, SS				MHL05/27 LK 10" Material : Brass Finish : SCR/CR		
	MHM7288 Handle	1800	Pairs		MHL05/27	1950	Pairs
	100 40/72 Lock	500	Pcs		100 45/85 Lock	540	Pcs
	28 60mm LxK	510	Pcs		28 60mm LxK	510	Pcs
	Full Combo Set	<b>2810</b>	Sets		Full Combo Set	<b>3000</b>	Sets

# Mortise Handles

New Additions  
Limited Edition



As per Order  
★ Best Sellers



Lock 45mm & Cylinder 60mm Knob+Key - 1400+  
Lock 45mm & Cylinder 60mm Key+Key - 1200+  
Lock 45mm & Cylinder 60mm Bathroom - 1000+  
BL/BG/SG/PD - 75%+ | Base from round to square- 250+

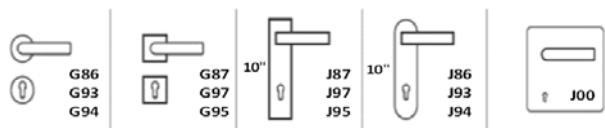


Image	Code	Product	Size	Material	Finish	MRP	Unit
	MHG87501	Fossil	54x135	Zinc	CP+SS	1950	Pairs
	MHG87503	Honey	51x130	Zinc	CP+SS	1950	Pairs
	MHG87504	Imperial	45x123	Zinc	AB SS	1950	Pairs
	MHG87505	Rose	35x125	Zinc	CP MAB	2170	Pairs
	MHG87508	Iris	52x128	Zinc	CP+SS	2100	Pairs
	MHG87509	Kashmir	33x132	Zinc	CP+SS	1950	Pairs
	MHG87510	Keshi	37x146	Zinc	CP	2100	Pairs
	MHG87511	Kimberly	40x115	Zinc	SS AB	1900	Pairs

# Mortise Handles

New Additions

Limited Edition



As per Order

★ Best Sellers



Lock 45mm & Cylinder 60mm Knob+Key - 1400+  
 Lock 45mm & Cylinder 60mm Key+Key - 1200+  
 Lock 45mm & Cylinder 60mm Bathroom - 1000+  
 BL/BG/SG/PD - 75%+ | Base from round to square- 250+

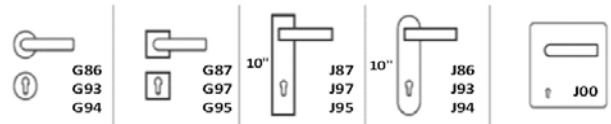


Image	Code	Product	Size	Material	Finish	MRP	Unit
	MHG87604	Lavender	40x133	Zinc	SS	2100	Pairs
	MHG86605	Lazurite	30x110	Brass	CP+SS AB	2700	Pairs
	MHG87607	Leopard	42x130	Zinc	CP+SS Rustic+AB	2100	Pairs
	MHG87608	Lightning	57x130	Zinc	CP+SS	2100	Pairs
	MHG87610	Malaya	50x130	Zinc	SS	1965	Pairs
	MHG87611	Mascot	40x132	Zinc	AB SS CP	2550	Pairs
	MHG87614	Madina	30x140	Zinc	CP+SS	2800	Pairs
	MHG87615	Mali	50x140	Zinc	AB SS CP	2800	Pairs
	MHG87616	Mint	52x120	Zinc	AB SS CP	2300	Pairs

# Mortise Handles

New Additions

Limited Edition



As per Order

★ Best Sellers



Lock 45mm & Cylinder 60mm Knob+Key - 1400+  
 Lock 45mm & Cylinder 60mm Key+Key - 1200+  
 Lock 45mm & Cylinder 60mm Bathroom - 1000+  
 BL/BG/SG/PD - 75%+ | Base from round to square- 250+

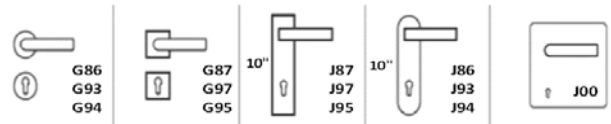


Image	Code	Product	Size	Material	Finish	MRP	Unit
	MHG87617	Milky	47x135	Zinc	CP+SS	2800	Pairs
	MHG87617	Milky	47x135	Zinc	AB+Wood	3200	Pairs
	MHG87618	Backlash	45x130	Zinc	SN+BL	3000	Pairs
	MHG87618	Backlash	45x130	Zinc	AB+Wood	3000	Pairs
	MHG87619	Starack	29x145	Zinc	CP+SS	3350	Pairs
	MHG87619	Starack	29x145	Zinc	AB+Wood	3350	Pairs
	MHG87622	Rayblack	60x150	Zinc	AB, SS	2100	Pairs
	MHG87623	Swishblack	70x160	Zinc	SS+Black	2000	Pairs
	MHG87624	Trigo	55x150	Zinc	SS+Black	1800	Pairs

# Mortise Handles

New Additions

Limited Edition



As per Order

★ Best Sellers



Lock 45mm & Cylinder 60mm Knob+Key - 1400+  
 Lock 45mm & Cylinder 60mm Key+Key - 1200+  
 Lock 45mm & Cylinder 60mm Bathroom - 1000+  
 BL/BG/SG/PD - 75%+ | Base from round to square- 250+

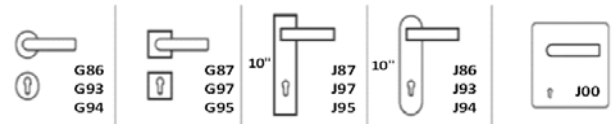


Image	Code	Product	Size	Material	Finish	MRP	Unit
 ★	MHG87625	Moss	36x118	Zinc	AB SS	1500	Pairs
	MHG87629	Mount	40x122	Brass	AB SS CP	2500	Pairs
 ★	MHG87630	Natural	45x130	Zinc	CP+SS, AB	2000	Pairs
	MHG87630	Natural	45x130	Zinc	CP+Black, CP+White	2100	Pairs
	MHG87631	Endcurve	34x135	Zinc	SS CP AB	1950	Pairs
	MHG87633	Compleat	60x140	Zinc	SN, Black, AB	2050	Pairs
	MHG87636	Lorena	50x130	Zinc	AB SS	1800	Pairs
	MHG86638	Noble	45x120	Zinc	AB SS	1575	Pairs
	MHG87648	Slone		Zinc	AB, SS, GR	2300	Pairs
	MHG87652	Auria	32x130	Zinc	AB, CP+SS	1950	Pairs

# Mortise Handles

New Additions

Limited Edition



As per Order

★ Best Sellers



Lock 45mm & Cylinder 60mm Knob+Key - 1400+  
 Lock 45mm & Cylinder 60mm Key+Key - 1200+  
 Lock 45mm & Cylinder 60mm Bathroom - 1000+  
 BL/BG/SG/PD - 75%+ | Base from round to square- 250+

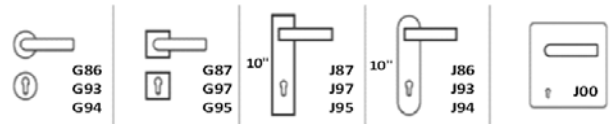


Image	Code	Product	Size	Material	Finish	MRP	Unit
	MHG87653	Small Rose	32x130	Zinc	SS, AB, CP	1500	Pairs
	MHG87655	Oriental	55x140	Zinc	CP+SS	1950	Pairs
	MHG87658	Chaste		Zinc	AB Rustic, GR	2650	Pairs
	MHG87659	Musket	Zinc	Zinc	GR+SN	3000	Pairs
	MHG87659				AB+GR	3500	Pairs
	MHG87660	Trinity		Zinc	SN, AB, GR, BL, RG	2300	Pairs
	MHG87663	Boomer		Zinc	SN, AB, GR, BL, RG	2350	Pairs
	MHG87664	Lokas		Zinc	SN, AB, GR, BL, RG	2350	Pairs
	MHG87665	Scalene		Zinc	AB, SN, BL, GR, RG	2150	Pairs
	MHY83/79	Circle	63x127	Brass	SCR/CR, BG/SIG	2200	Pairs

# Mortise Handles

New Additions  
Limited Edition



As per Order  
Best Sellers



Lock 45mm & Cylinder 60mm Knob+Key - 1400+  
Lock 45mm & Cylinder 60mm Key+Key - 1200+  
Lock 45mm & Cylinder 60mm Bathroom - 1000+  
BL/BG/SG/PD - 75%+ | Base from round to square- 250+

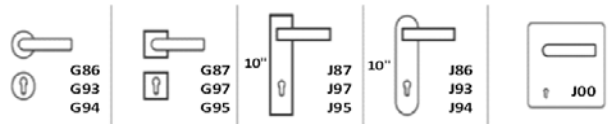


Image	Code	Product	Size	Material	Finish	MRP	Unit
	MHG9401	Jade	50x130	Brass	CP+SS AB+Brown SN+BL	2400	Pairs
	MHG9432	Opal	45x125	Brass	AB SS	2700	Pairs
	MHG9432	Opal	45x125	Brass	BM	2900	Pairs
	MHG9437	Pearl	48x130	Brass	AB SS	2200	Pairs
	MHG9440	Magnum	65x140	Brass	AB	2050	Pairs
	MHG9446	Garnet	50x112	Brass	AB SS	2850	Pairs
	MHG9546	Garnet	50x112	Brass	BM	3100	Pairs
	MHG9447	Sapphire	45x120	Brass	SS CP AB	2500	Pairs
	MHG9447	Sapphire	45x120	Brass	BM	2700	Pairs



# Mortise Handles

New Additions

Limited Edition



As per Order

★ Best Sellers



Lock 45mm & Cylinder 60mm Knob+Key - 1400+  
 Lock 45mm & Cylinder 60mm Key+Key - 1200+  
 Lock 45mm & Cylinder 60mm Bathroom - 1000+  
 BL/BG/SG/PD - 75%+ | Base from round to square- 250+

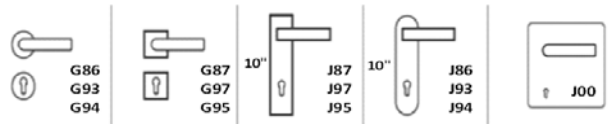


Image	Code	Product	Size	Material	Finish	MRP	Unit
	MHG9450	Azure	45x130	Brass	AB SS	1875	Pairs
	MHG9453	Amber	43x125	Brass	AB SS	2500	Pairs
	MHG9455	Coral	50x128	Brass	AB SS CP	2800	Pairs
	MHG9455	Coral	50x128	Brass	BM	3000	Pairs
	MHG9457	Denim	50x120	Brass	AB CP SS	3050	Pairs
	MHG9558	John	50x138	Brass	AB SS CP	2600	Pairs
	MHG9459	Spinel	55x125	Brass	SS	3300	Pairs
	MHG9587	Turquoise	50x127	Brass	AB SS	3200	Pairs

# Mortise Handles

New Additions  
Limited Edition



As per Order  
★ Best Sellers



Lock 45mm & Cylinder 60mm Knob+Key - 1400+  
Lock 45mm & Cylinder 60mm Key+Key - 1200+  
Lock 45mm & Cylinder 60mm Bathroom - 1000+  
BL/BG/SG/PD - 75%+ | Base from round to square- 250+

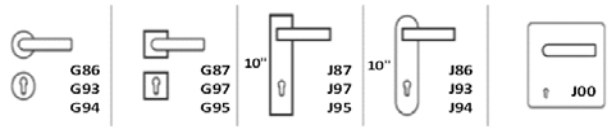


Image	Code	Product	Size	Material	Finish	MRP	Unit
	MHG95118	Aqua marine	34x128	Brass	AB SS CP	3600	Pairs
	MHG95118	Aqua marine	34x128	Brass	BM	3800	Pairs
	MHG95120 SQ MHG94120 RD	Burmite	50x135	Brass	AB SS CP SN	3850	Pairs
	MHG94121	Catseye	60x130	Brass	AB SS CP	3950	Pairs
	MHG94121	Catseye	60x130	Brass	BM	4250	Pairs
	MHG95124	Cinn B	58x138	Brass	AB CP+SS	3850	Pairs
	MHG94125 RD MHG95125 SQ	Silver B	50x137	Brass	AB CP+SS	3050	Pairs
	MHG94125 RD MHG95125 SQ	Silver B	50x137	Brass	BM	3250	Pairs
	MHG95126	Citrine	50x127	Brass	AB CP+SS	3600	Pairs
	MHG95126	Citrine	50x127	Brass	BM	3950	Pairs
	MHG94128	Agate	50x145	Brass	AB SS CP	3450	Pairs
	MHG94128	Agate	50x145	Brass	BM	3650	Pairs

# Mortise Handles

New Additions

Limited Edition



As per Order

★ Best Sellers



Lock 45mm & Cylinder 60mm Knob+Key - 1400+  
 Lock 45mm & Cylinder 60mm Key+Key - 1200+  
 Lock 45mm & Cylinder 60mm Bathroom - 1000+  
 BL/BG/SG/PD - 75%+ | Base from round to square- 250+

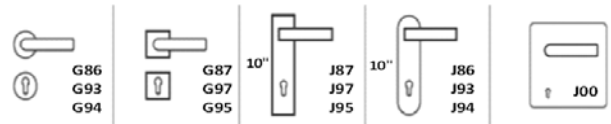


Image	Code	Product	Size	Material	Finish	MRP	Unit
	MHG95129	Copper	44x128	Brass	AB SS	4500	Pairs
	MHG95130	Cyanite	50x120	Brass	AB SS	3850	Pairs
	MHG94131	Corn flower	54x124	Brass	AB SS CP	3200	Pairs
	MHG95132	Cornish	50x150	Brass	AB CP+SS	3150	Pairs
	MHG95133	Fitz	55x135	Brass	BM	4500	Pairs
	MHG95135	Dravite	55x152	Brass	AB SS CP	3750	Pairs
	MHG95136	Elie	60x152	Brass	AB SS CP	3650	Pairs
	MHG94140	Emerald	55x150	Brass	AB SS CP	3300	Pairs
	MHG94140	Emerald	55x150	Brass	BM, RG	3700	Pairs

# Mortise Handles

New Additions

Limited Edition



As per Order

★ Best Sellers



Lock 45mm & Cylinder 60mm Knob+Key - 1400+  
 Lock 45mm & Cylinder 60mm Key+Key - 1200+  
 Lock 45mm & Cylinder 60mm Bathroom - 1000+  
 BL/BG/SG/PD - 75%+ | Base from round to square- 250+

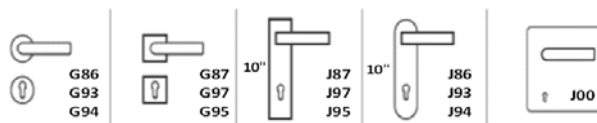


Image	Code	Product	Size	Material	Finish	MRP	Unit
	MHG95141	Fancy	38x140	Brass	AB SS CP	3850	Pairs
	MHG95141	Fancy	38x140	Brass	BM	4100	Pairs
	MHG95143	Nevada	42x150	Brass	AB SS	3050	Pairs
	MHG95144	German Silver	55x133	Brass	AB SS CP	3850	Pairs
	MHG95144	German Silver	55x133	Brass	BM, RG	4250	Pairs
	MHG95145	Cortez	50x140	Brass	AB SS CP	3450	Pairs
	MHG95145	Cortez	50x140	Brass	BM, RG	3850	Pairs
	MHG94146	Grath	60x140	Brass	SS, AB, Black	3700	Pairs
	MHG94150	Trista	75x155	Brass	AB, SS	4000	Pairs
	MHG94150	Trista	75x155	Brass	BM	4200	Pairs
	MHG94150	Trista	75x155	Brass	RG	4490	Pairs
	MHG95158	Le Pas	70x150	Brass	AB, BG, SN, BM, RG, BG	3300	Pairs

# Mortise Handles

New Additions

Limited Edition



As per Order

★ Best Sellers



Lock 45mm & Cylinder 60mm Knob+Key - 1400+  
 Lock 45mm & Cylinder 60mm Key+Key - 1200+  
 Lock 45mm & Cylinder 60mm Bathroom - 1000+  
 BL/BG/SG/PD - 75%+ | Base from round to square- 250+

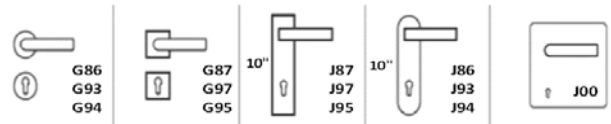


Image	Code	Product	Size	Material	Finish	MRP	Unit
	MHG95164	Piconite II	40x140	Brass	BM, CM	4150	Pairs
	MHG94156	Snail	60x65	Brass	MAB, MSN, RGG	3500	Pairs
	MHG95166	Snap	75x75	Brass	MSN, GR, BM	5500	Pairs
	MHG95161	Glamour	145x315	Brass	BM	4950	Pairs
	MHG94170	Diamaze		Brass	AB, BM,	3900	Pairs
	MHG94170				PVD RGG, PVD GR, PVD BG	5850	Pairs
	MHG98104	Marya	30x120	Brass	AB	7152	Pairs
	MHG99106	Vadim	40x170	Brass	AB, BG, POV	4300	Pairs
	MHG9471	Turais	50x112	Brass +Swarovski Strass Crystal	AB, SS, CP Clear	7475	Pairs
	MHG9473	Mira Duo	50x154	Brass +Swarovski Strass Crystal	AB, SS, CP Clear	13748	Pairs

# Mortise Handles

New Additions

Limited Edition



As per Order

★ Best Sellers



Lock 45mm & Cylinder 60mm Knob+Key - 1400+  
 Lock 45mm & Cylinder 60mm Key+Key - 1200+  
 Lock 45mm & Cylinder 60mm Bathroom - 1000+  
 BL/BG/SG/PD - 75%+ | Base from round to square- 250+

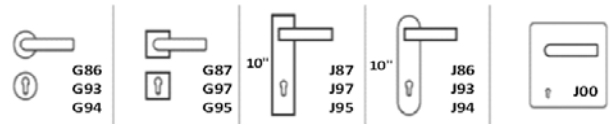


Image	Code	Product	Size	Material	Finish	MRP	Unit
	MHG93201 RD MHG97201 SQ	Perk	55x160	SS304 Pipe 22mm	SS	1250	Pairs
	MHG93202 RD MHG97202 SQ	Plasma	55x160	SS304 Pipe 22mm dia	SS	1250	Pairs
	MHG93203 RD MHG93203 SQ	Poppy	55x140	SS304 Pipe 22mm dia	SS	1250	Pairs
	MHG93204 RD MHG97204 SQ	Praise	53x135	SS304 Pipe 22mm dia	SS	1250	Pairs
	MHG93205	Precious	53x135	SS304 Pipe 22mm dia	SS	1250	Pairs
	MHG93206	Hope	53x140	SS304 Pipe 22mm dia	SS	1250	Pairs
	MHG93207	Quartz	53x135	SS304 Pipe 22mm dia	SS	1250	Pairs
	MHG93208	Redfire	55x140	SS304 Pipe 22mm dia	SS	1250	Pairs
	MHG93209	Raspberry	53x135	SS304 Pipe 22mm dia	SS Black	1250	Pairs

# Mortise Handles

New Additions

Limited Edition



As per Order

★ Best Sellers



Lock 45mm & Cylinder 60mm Knob+Key - 1400+  
 Lock 45mm & Cylinder 60mm Key+Key - 1200+  
 Lock 45mm & Cylinder 60mm Bathroom - 1000+  
 BL/BG/SG/PD - 75%+ | Base from round to square- 250+

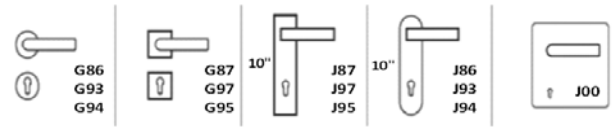


Image	Code	Product	Size	Material	Finish	MRP	Unit
	MHG93210	Ribbon	53x135	SS304 Pipe 22mm dia	SS	1250	Pairs
	MHG93211 RD MHG97211 SQ	Rock	53x140	SS304 Pipe 22mm dia	SS	1250	Pairs
	MHG93212 RD	Rhodolite	58x130	SS304 Pipe 22mm dia	SS	1350	Pairs
	MHG97213	Scallop	52x122	SS304 Pipe 22mm dia	SS	1450	Pairs
	MHG96216	Crys	55x135	SS304 Solid	SS	2000	Pairs
	MHG93217	Plasma Slim	55x160	SS304 Pipe 19mm dia	SS	1089	Pairs
	MHG93218	Poppy Slim	55x140	SS304 Pipe 19mm dia	SS	1144	Pairs
	MHG93219	Oval Base	75x140	SS304 Pipe 19mm dia Base width 39mm	SS	1800	Pairs
	MHG93220 Fire Rated	Plasma Fire	55x160	SS304 Pipe 19mm dia	SS	1800	Pairs
	MHG93221	316 Perk	55x160	SS316 Pipe 22mm	SS	2100	Pairs

# Mortise Handles

New Additions  
Limited Edition



As per Order  
Best Sellers



Lock 45mm & Cylinder 60mm Knob+Key - 1400+  
Lock 45mm & Cylinder 60mm Key+Key - 1200+  
Lock 45mm & Cylinder 60mm Bathroom - 1000+  
BL/BG/SG/PD - 75%+ | Base from round to square- 250+

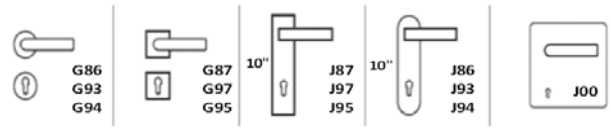


Image	Code	Product	Size	Material	Finish	MRP	Unit
	MHG93251	Rosinca	53x129	SS304 Solid	SS	2250	Pairs
	MHG93253	Siam	80x45	SS304 Solid	SS	2000	Pairs
	MHG93255	Sherry	53x130	SS304 Solid	SS	2000	Pairs
	MHG93256	Smokey	53x145	SS304 Solid	SS	2000	Pairs
	MHG93257	Tigereye	53x140	SS304 Solid	SS	2000	Pairs
	MHG93258	Tiger Iron	53x142	SS304 Solid	SS	2000	Pairs
	MHG93259	Umba	53x147	SS304 Solid	SS	2000	Pairs
	MHG93263	Umbalite	53x128	SS304 Solid	SS	2000	Pairs
	MHG93266 RD MHG96266 SQ	Virgin	53x142	SS304 Solid	CP, SS	2000	Pairs



# Mortise Handles

New Additions  
Limited Edition



As per Order  
Best Sellers



Lock 45mm & Cylinder 60mm Knob+Key - 1400+  
Lock 45mm & Cylinder 60mm Key+Key - 1200+  
Lock 45mm & Cylinder 60mm Bathroom - 1000+  
BL/BG/SG/PD - 75%+ | Base from round to square- 250+

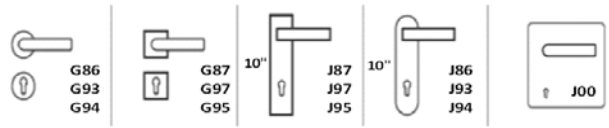


Image	Code	Product	Size	Material	Finish	MRP	Unit
	<b>MHG93271 RD</b> <b>MHG96271 SQ</b>	Water	55x135	SS304 Solid	SS	<b>2000</b>	Pairs
	<b>MHG93273 RD</b> <b>MHG96273 SQ</b>	Shell	50x127	SS304 Solid	SS	<b>2000</b>	Pairs
	<b>MHG93274</b>	Violane	53x148	SS304 Solid	SS	<b>2000</b>	Pairs
	<b>MHG93275</b>	Zebra	53x135	SS304 Solid	SS	<b>2000</b>	Pairs
	<b>MHG93276</b>	Girafe	53x138	SS304 Solid	SS	<b>2000</b>	Pairs
	<b>MHG93279</b>	Roof	45x130	SS304 Solid	SS	<b>1900</b>	Pairs
	<b>MHG93281</b>	Zambian	53x142	SS304 Solid	SS	<b>2000</b>	Pairs
	<b>MHG93282 RD</b> <b>MHG96282 SQ</b>	Melon	53x117	SS304 Solid	SS	<b>2000</b>	Pairs
	<b>MHG96285</b>	Wax	52x115	SS304 Solid	SS	<b>2000</b>	Pairs

# Mortise Handles

New Additions  
Limited Edition



As per Order  
Best Sellers



Lock 45mm & Cylinder 60mm Knob+Key - 1400+  
 Lock 45mm & Cylinder 60mm Key+Key - 1200+  
 Lock 45mm & Cylinder 60mm Bathroom - 1000+  
 BL/BG/SG/PD - 75%+ | Base from round to square- 250+

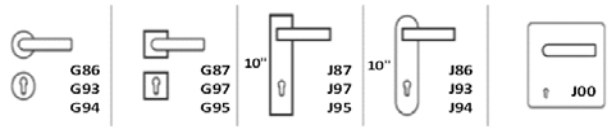


Image	Code	Product	Size	Material	Finish	MRP	Unit
	MHG93286	Vallum	53x140	SS304 Solid	SS	2000	Pairs
	MHG93288	Green Jasper	45x130	SS304 Solid	SS	2000	Pairs
	MHG93290 RD MHG97290 SQ	Holly Blue	49x140	SS304 Solid	SS	2000	Pairs
	MHG97291	Tanzanite	52x136	SS304 Solid	SS	2250	Pairs
	★ MHG93292	Bony	53x140	SS304 Solid	SS	2000	Pairs
	★ MHG93297	Beryl S	52x130	SS304 Solid	SS	2000	Pairs
	MHG93298	Cave Creek	52x130	SS304 Solid	SS	2000	Pairs
	MHG93299	Kunzite	50x125	SS304 Solid	SS	2000	Pairs
	MHG97299	Kunzite	50x125	SS304 Solid	SS	2000	Pairs
	MHG97301	Lux	53x125	SS304 Solid	SS	2000	Pairs

# Mortise Handles

New Additions  
 Limited Edition



As per Order  
 Best Sellers



Lock 45mm & Cylinder 60mm Knob+Key - 1400+  
 Lock 45mm & Cylinder 60mm Key+Key - 1200+  
 Lock 45mm & Cylinder 60mm Bathroom - 1000+  
 BL/BG/SG/PD - 75%+ | Base from round to square- 250+

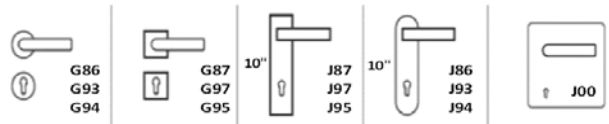


Image	Code	Product	Size	Material	Finish	MRP	Unit
	MHG93304	Hawk Eye	52x130	SS304 Solid	SS	2000	Pairs
	MHG97305	Halfbreed	55x140	SS304 Solid	SS	2000	Pairs
	MHG93314	Aerial	55x138	SS304	SS	2000	Pairs
	MHG93315	Noble II	45x125	SS304	SS	1950	Pairs

# Pull Handles

New Additions

Limited Edition



As per Order



Best Sellers





Image	Size & Finish	MRP	Unit	Image	Size & Finish	MRP	Unit
	Material : SS202				Material : SS304 Finish : SS		
	MHA0030 Redfire II	MHA0036 Redfire					
	200x140x19mm SS	<b>630</b>	Pair		200x140x19mm SS	<b>900</b>	Pair
	200x140x19mm CP/SS	<b>700</b>	Pair		200x140x19mm CP/SS	<b>1000</b>	Pair
	250x190x19mm SS	<b>770</b>	Pair		250x190x19mm SS	<b>1100</b>	Pair
	250x190x19mm CP/SS	<b>840</b>	Pair		250x190x19mm CP/SS	<b>1200</b>	Pair
	250x190x25mm SS	<b>910</b>	Pair		250x190x25mm SS	<b>1300</b>	Pair
	250x190x25mm CP/SS	<b>980</b>	Pair		250x190x25mm CP/SS	<b>1400</b>	Pair
	250x190x22mm SS	<b>980</b>	Pair		250x190x22mm SS	<b>1400</b>	Pair
	300x230x19mm SS	<b>910</b>	Pair		300x230x19mm SS	<b>1300</b>	Pair
	300x230x22mm SS	<b>1015</b>	Pair		300x230x22mm SS	<b>1450</b>	Pair
	300x230x25mm SS	<b>1085</b>	Pair		300x230x25mm SS	<b>1550</b>	Pair
	300x230x25mm CP/SS	<b>1155</b>	Pair		300x230x25mm CP/SS	<b>1650</b>	Pair
	300x230x32mm SS	<b>1365</b>	Pair		300x230x32mm SS	<b>1950</b>	Pair
	375x275x25mm SS	<b>1505</b>	Pair		375x275x25mm SS	<b>2150</b>	Pair
	450x350x25mm SS	<b>1645</b>	Pair		450x350x25mm SS	<b>2350</b>	Pair
	450x350x25mm CP/SS	<b>1715</b>	Pair		450x350x25mm CP/SS	<b>2450</b>	Pair
	450x350x32mm SS	<b>2048</b>	Pair		450x350x32mm SS	<b>2925</b>	Pair
	450x350x32mm CP/SS	<b>2184</b>	Pair		450x350x32mm CP/SS	<b>3120</b>	Pair
	600x500x25mm SS	<b>2184</b>	Pair		600x500x25mm SS	<b>3120</b>	Pair
600x500x25mm CP/SS	<b>2275</b>	Pair	600x500x25mm CP/SS	<b>3250</b>	Pair		
600x500x32mm SS	<b>2730</b>	Pair	600x500x32mm SS	<b>3900</b>	Pair		
600x500x32mm CP/SS	<b>2835</b>	Pair	600x500x32mm CP/SS	<b>4050</b>	Pair		
750x650x32mm SS	<b>3276</b>	Pair	750x650x32mm SS	<b>4680</b>	Pair		
750x650x32mm CP/SS	<b>3413</b>	Pair	750x650x32mm CP/SS	<b>4875</b>	Pair		
900x750x32mm SS	<b>3423</b>	Pair	900x750x32mm SS	<b>4890</b>	Pair		
900x750x32mm CP/SS	<b>3465</b>	Pair	900x750x32mm CP/SS	<b>4950</b>	Pair		





Image	Size & Finish	MRP	Unit	Image	Size & Finish	MRP	Unit
	Material : SS202				Material : SS304 Finish : SS		
	MHA0032 Plasma II	MHA0034 Plasma					
	150x170x19mm SS	<b>623</b>	Pair		150x170x19mm SS	<b>890</b>	Pair
	200x220x19mm SS	<b>648</b>	Pair		200x220x19mm SS	<b>925</b>	Pair
	200x222x22mm SS	<b>728</b>	Pair		200x222x22mm SS	<b>1040</b>	Pair
	250x270x19mm SS	<b>700</b>	Pair		250x270x19mm SS	<b>1050</b>	Pair
	250x222x22mm SS	<b>823</b>	Pair		250x222x22mm SS	<b>1175</b>	Pair
	300x320x19mm SS	<b>753</b>	Pair		300x320x19mm SS	<b>1075</b>	Pair
	300x322x22mm SS	<b>893</b>	Pair		300x322x22mm SS	<b>1275</b>	Pair
	300x325x25mm SS	<b>1033</b>	Pair		300x325x25mm SS	<b>1475</b>	Pair
	400x422x22mm SS	<b>1050</b>	Pair		400x422x22mm SS	<b>1500</b>	Pair
	400x425x25mm SS	<b>1260</b>	Pair		400x425x25mm SS	<b>1800</b>	Pair
	450x472x22mm SS	<b>1138</b>	Pair		450x472x22mm SS	<b>1625</b>	Pair
	450x475x25mm SS	<b>1365</b>	Pair		450x475x25mm SS	<b>1950</b>	Pair
	500x525x25mm SS	<b>1488</b>	Pair		500x525x25mm SS	<b>2125</b>	Pair
600x625x25mm SS	<b>1715</b>	Pair	600x625x25mm SS	<b>2450</b>	Pair		

Image	Size & Finish	MRP	Unit	Image	Size & Finish	MRP	Unit
	Material : SS304 Finish : SS				Material : SS304 Finish : SS		
	MHA0031 Shell	MHA0035 Shell II					
	HH140 EE200 DIA25x25mm BASE20x20mm HT55mm	<b>950</b>	Pair		HH140 EE200 DIA25x25mm BASE20x20mm HT55mm	<b>950</b>	Pair
	HH230 EE300 DIA25x25mm BASE20x20mm HT55mm	<b>1430</b>	Pair		HH230 EE300 DIA25x25mm BASE20x20mm HT55mm	<b>1430</b>	Pair
	HH300 EE400 DIA25x25mm BASE20x20mm HT55mm	<b>1900</b>	Pair		HH300 EE400 DIA25x25mm BASE20x20mm HT55mm	<b>1900</b>	Pair
HH500 EE600 DIA25x25mm BASE20x20mm HT55mm	<b>2900</b>	Pair	HH500 EE600 DIA25x25mm BASE20x20mm HT55mm	<b>2900</b>	Pair		
HH780 EE900 DIA32x32mm BASE25x25mm HT55mm	<b>6950</b>	Pair	HH780 EE900 DIA32x32mm BASE25x25mm HT55mm	<b>6950</b>	Pair		

# Pull Handles

New Additions

Limited Edition



As per Order



Best Sellers



Image	Size & Finish	MRP	Unit	Image	Size & Finish	MRP	Unit
<b>MHA0037 Poppy</b>		Material : SS304 Finish : SS		<b>MHA0038 Shell III</b>		Material : SS304 Finish : SS	
	HH275 EE300 DIA25mm HT55mm	1680	Pair		EE400mm HH300mm WD115mm HT60mm DIA15x35mm	1690	Pair
	HH375 EE400 DIA25mm HT55mm	2240	Pair		EE700mm HH600mm WD115mm HT60mm DIA15x35mm	2600	Pair
<b>MHA0023 Squat II</b>		Material : SS304 Finish : SS		<b>MHA0024 Squat III</b>		Material : SS304 Finish : SS	
	HH230 EE300 DIA40x10mm BASE20x20mm HT40mm	1680	Pair		HH230 EE300 DIA50x10mm BASE25x25mm HT40mm	2350	Pair
	HH350 EE450 DIA40x10mm BASE20x20mm HT40mm	2520	Pair		HH350 EE450 DIA50x10mm BASE25x25mm HT40mm	3530	Pair
	HH500 EE600 DIA40x10mm BASE20x20mm HT40mm	3360	Pair		HH500 EE600 DIA50x10mm BASE25x25mm HT40mm	4700	Pair
<b>MHA0055 Scallop</b>		Material : SS304 Finish : SS Finish : SS		<b>MHA0025 Scallop II</b>		Material : SS202 Finish : SS	
	HH175 EE200 DIA25x25mm HT55mm	1200	Pair		HH175 EE200 DIA25x25mm HT55mm	728	Pair
	HH225 EE250 DIA25x25mm HT55mm	1400	Pair		HH225 EE250 DIA25x25mm HT55mm	910	Pair
	HH275 EE300 DIA25x25mm HT55mm	1680	Pair		HH275 EE300 DIA25x25mm HT55mm	1092	Pair
	HH575 EE600 DIA25x25mm HT55mm	3200	Pair		HH575 EE600 DIA25x25mm HT55mm	2184	Pair
<b>MHA0020 Squat I</b>		Material : SS304 Finish : SS		<b>MHA0022 Technik</b>		Material : SS304 Finish : BM, RGG, GR	
	HH220 EE300 DIA25x25mm HT55mm	1500	Pair		HH220 EE300 DIA25x25mm HT55mm	4056	Pair
	HH350 EE450 DIA25x25mm HT55mm	2300	Pair		HH350 EE450 DIA25x25mm HT55mm	6084	Pair
	HH500 EE600 DIA25x25mm HT55mm	3000	Pair		HH500 EE600 DIA25x25mm HT55mm	10920	Pair
	HH750 EE900 DIA25x25mm HT55mm	4500	Pair				
<b>MHA0079 Redfire II</b>		Material : SS304 Finish : CP/SS		<b>MHA0085 Refire III</b>		Material : SS304 Finish : SS	
	HH185 EE300 DIA25x25mm HT70mm	1650	Pair		HH200mm EE350mm DIA32mm HT75mm	2200	Pair
	HH275 EE450 DIA25x25mm HT70mm	2400	Pair				

# Pull Handles

New Additions

Limited Edition








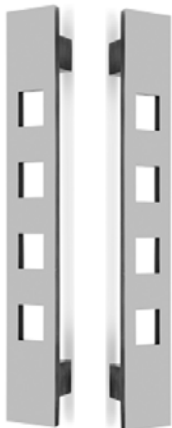


As per Order



Best Sellers



Image	Size & Finish	MRP	Unit	Image	Size & Finish	MRP	Unit
<b>MHA0087 Poppy II</b>	Material : SS304 Finish : CP/SS			<b>MHA0107 Salvia</b>	Material : SS304 Finish : SS		
	HH300mm EE325mm Dia: 25mm HT70mm	<b>1862</b>	Pair		HH150mm EE250mm DIA19mm HT55mm	<b>1650</b>	Pair
<b>MHA0100 Astil</b>	Material : SS304 Finish : SS			<b>MHA0105 Nigella</b>	Material : SS304 Finish : SS		
	HH230mm EE300mm HT70mm	<b>3900</b>	Pair		HH300mm EE325mm HT65mm	<b>3250</b>	Pair
					HH375mm EE450mm HT70mm	<b>3800</b>	Pair
<b>MHA0116 Crown</b>	Material : SS304 Finish : SS, AB			<b>MHA0119 Royal</b>	Material : Brass Finish : AB		
	HH190mm EE400mm HT90mm	<b>4654</b>	Pair		HH150mm EE350mm DIA25mm HT70mm	<b>9450</b>	Pair
	HH190mm EE400mm HT90mm	<b>6654</b>	Pair				
<b>MHA0026 MG3</b>	Material : SS304 Solid Finish : SS, AB			<b>MHA0027 MG4</b>	Material : SS304 Solid Finish : SS, AB		
	HH330 EE400 DIA65mm TH6mm HT36mm	<b>13000</b>	Pair		HH230 EE300 DIA65mm TH6mm HT36mm	<b>8500</b>	Pair
	HH500 EE600 DIA65mm TH6mm HT36mm	<b>16800</b>	Pair		HH500 EE600 DIA65mm TH6mm HT36mm	<b>16800</b>	Pair

# Pull Handles

New Additions

Limited Edition



As per Order



Best Sellers



Image	Size & Finish	MRP	Unit	Image	Size & Finish	MRP	Unit
<b>MHA0028 MG1</b>		Material : SS304 Finish : SS Solid		<b>MHA0048 Candy XL</b>		Material : SS304 Finish : CP+SS, AB	
	HH330 EE400 DIA50mm TH6mm HT36mm	<b>13000</b>	Pair		HH180 EE250 DIA50mm TH8mm HT36mm	<b>3500</b>	Pair
	HH500 EE600 DIA50mm TH6mm HT36mm	<b>16800</b>	Pair		HH300 EE400 DIA50mm TH8mm HT36mm	<b>5600</b>	Pair
<b>MHA0039 Wax</b>		Material : SS304 Finish : SS		<b>MHA0059 Rose II</b>		Material : SS304 Finish : SS	
	HH125 EE150 DIA25mm TH6mm HT36mm BASE25x25mm	<b>1450</b>	Pair		HH130 EE200 DIA30mm TH6mm HT36mm BASE30x20mm	<b>3091</b>	Pair
	HH175 EE200 DIA25mm TH6mm HT36mm BASE25x25mm	<b>1729</b>	Pair		HH230 EE250 DIA30mm TH6mm HT36mm BASE30x20mm	<b>3637</b>	Pair
	HH225 EE250 DIA25mm TH6mm HT36mm BASE25x25mm	<b>2161</b>	Pair		HH280 EE300 DIA30mm TH6mm HT36mm BASE30x20mm	<b>4362</b>	Pair
	HH275 EE300 DIA25mm TH6mm HT36mm BASE25x25mm	<b>2597</b>	Pair		HH480 EE500 DIA40mm TH6mm HT36mm BASE30x20mm	<b>5636</b>	Pair
	HH425 EE450 DIA25mm TH6mm HT36mm BASE25x25mm	<b>3890</b>	Pair		HH850 EE870 DIA50mm TH6mm HT36mm BASE30x20mm	<b>6475</b>	Pair
<b>MHA5241 Sound</b>		Material : Zinc Finish : BG		<b>MHA0418 Tyre</b>		Material: SS304 Finish : SS, AB	
	EE70mm HT70mm	<b>800</b>	Pcs		HH64mm EE100mm HT40mm	<b>6200</b>	Pair
					HH128mm EE150mm HT40mm	<b>9600</b>	Pair
<b>MHA0043 Candy</b>		Material : SS304 Finish : SS		<b>MHA0051 Daisy</b>		Material : SS304 Finish : SS	
	HH38 EE75DIA75x75mm TH8mm HT38mm	<b>2334</b>	Pair		EE150mm HH100mm TH8mm DIA68mm HT40mm	<b>2900</b>	Pair
	HH50 EE100 TH8mm HT38mm	<b>3114</b>	Pair		EE200mm HH150mm TH8mm DIA73mm HT40mm	<b>3400</b>	Pair
	HH90 EE150 TH8mm HT38mm	<b>5950</b>	Pair		EE300mm HH200mm TH8mm DIA73mm HT40mm	<b>4500</b>	Pair
<b>MHA0047 Stem</b>		Material : SS304 Finish : SS		<b>MHA0052 CPSS</b>		Material : SS304 Finish : SS	
	HH205 EE225 DIA40- 20mm TH6mm HT36mm	<b>2900</b>	Pair		HH200 EE225 DIA25mm TH6mm HT36mm	<b>1771</b>	Pair
	HH405 EE425 DIA40- 20mm TH6mm HT36mm	<b>4500</b>	Pair		HH400 EE425 DIA25mm TH6mm HT36mm	<b>2737</b>	Pair

# Pull Handles

New Additions  
Limited Edition



As per Order  
Best Sellers



Image	Size & Finish	MRP	Unit	Image	Size & Finish	MRP	Unit
<b>MHA0053 Lammer</b>				<b>MHA0054 Berry</b>			
Material : SS304 Finish : SS				Material : SS304 Finish : SS			
	HH280 EE300 DIA50mm BASE50x20x30mm TH8mm HT38mm	4200	Pair		HH260 EE300 DIA32mm HT30mm	7500	Pair
	HH380 EE400 DIA50mm BASE50x20x30mm TH8mm HT38mm	5600	Pair		HH360 EE400 DIA32mm HT30mm	9900	Pair
	HH580 EE600 DIA50mm BASE50x20x30mm TH8mm HT38mm	8400	Pair		HH560 EE600 DIA32mm HT30mm	14900	Pair
<b>MHA0029 Wavestar</b>				<b>MHA0074 Patch</b>			
Material : SS304 Finish : AB, RGG				Material : SS304 Finish : SS			
	HH220 EE300 DIA40mm TH8mm HT45mm Center	7410	Pair		HH280 EE300 DIA50mm BASE50x20x30mm TH8mm HT38mm	4200	Pair
	HH370 EE450 DIA40mm TH8mm HT45mm Center	11115	Pair		HH430 EE450 DIA50mm BASE50x20x30mm TH8mm HT38mm	6300	Pair
	HH520 EE600 DIA40mm TH8mm HT45mm Center	14820	Pair		HH580 EE600 DIA50mm BASE50x20x30mm TH8mm HT38mm	8400	Pair
<b>MHA0145 Versa</b>				<b>MHA0132 Lava</b>			
Material : SS304 Finish : SS				Material : SS304 Finish : SS			
	EE190 HH175 DIA22mm HT50mm SS, AB	3500	Pair		HtoH: 1125mm EtoE: 1500mm Dia: 35mm HT80mm Keys: 5 Ultra Keys Handle with Lock	19100	Pair
	<b>MHA0156 Elena</b>				Material : SS304 Finish : SS, CP, AB		
	EE250 HH100 DIA25mm HT60mm	11670	Pair				
	<b>MHA0157 Friso</b>				<b>MHA0089 L Jumbo</b>		
Material : SS304 Finish : SS, CP				Material : SS304 Finish : SS			
	EE340 HH225 HT60mm	19500	Pair		EE300 HH150 DIA150mm HT35mm	4750	Pair
					EE400 HH195 DIA150mm HT35mm	5750	Pair



# Pull Handles

New Additions  
Limited Edition



As per Order  
Best Sellers



Image	Size & Finish	MRP	Unit	Image	Size & Finish	MRP	Unit
<b>MHA0073 SS Maze</b>		Material : SS304 Finish : SS		<b>MHA0417 SS Patch</b>		Material : SS304 Finish : SS	
	HH280 EE300 DIA50mm BASE50x20x30mm TH6mm HT36mm	<b>8400</b>	Pair		HH430 EE450 DIA50mm BASE50x20x30mm TH6mm HT36mm	<b>12600</b>	Pair
	HH580 EE600 DIA50mm BASE50x20x30mm TH6mm HT36mm	<b>16800</b>	Pair		HH580 EE600 DIA50mm BASE50x20x30mm TH6mm HT36mm	<b>16800</b>	Pair
<b>MHA0414 Carnation</b>		Material : SS304 Finish : SS, AB, CP		<b>MHA0410 SS Flat</b>		Material : SS304 Finish : SS	
	EE400 DIA70mm TH4mm	<b>12000</b>	Pair		HH280 EE300 DIA50mm BASE50x20x30mm TH8mm HT38mm	<b>8400</b>	Pair
					HH580 EE600 DIA50mm BASE50x20x30mm TH8mm HT38mm	<b>16800</b>	Pair
<b>MHA0401 Butterfly</b>		Material : SS304 Finish : AB		<b>MHA0402 Tree</b>		Material : SS304 Finish : AB	
	WD254mm HT254mm TH4mm HT34mm	<b>8750</b>	Pair		WD127mm HT254mm TH4mm HT34mm	<b>8750</b>	Pair
	WD304mm HT304mm TH4mm HT34mm	<b>10500</b>	Pair		WD152mm HT304mm TH4mm HT34mm	<b>10500</b>	Pair
<b>MHA0403 Rings</b>		Material : SS304 Finish : AB		<b>MHA0404 Arrows</b>		Material : SS304 Finish : AB	
	EE304mm WD62mm TH4mm HT34mm	<b>8580</b>	Pair		WD127mm HT254mm TH4mm HT34mm	<b>8750</b>	Pair
					WD152mm HT304mm TH4mm HT34mm	<b>10500</b>	Pair
<b>MHA0405 Stars</b>		Material : SS304 Finish : AB		<b>MHA0406 Half fly</b>		Material : SS304 Finish : AB	
	WD127mm HT254mm TH4mm HT34mm	<b>10400</b>	Pair		WD127mm HT254mm TH4mm HT34mm	<b>10400</b>	Pair
	WD152mm HT304mm TH4mm HT34mm	<b>9100</b>	Pair		WD152mm HT304mm TH4mm HT34mm	<b>9100</b>	Pair

# Pull Handles

New Additions

Limited Edition



As per Order



Best Sellers



Image	Size & Finish	MRP	Unit	Image	Size & Finish	MRP	Unit
<b>MHA0307 Tuber</b>		Material : SS304 Finish : SS/Wood		<b>MHA0302 Petals</b>		Material : SS304 Finish : SS/Wood	
	EE307 HH255 WD30mm HT40mm TH10mm	<b>7020</b>	Pair		EE307 HH255 WD30mm HT40mm TH10mm	<b>7020</b>	Pair
	EE405 HH350 WD30mm HT40mm TH10mm	<b>9360</b>	Pair		EE405 HH350 WD30mm HT40mm TH10mm	<b>9360</b>	Pair
<b>MHA0061 Cupo</b>		Material : SS304 Finish : SS, BL		<b>MHA0078 Curvy</b>		Material : SS304 Finish : SS, CP	
	HH270 EE300 WD25mm TH10mm HT40mm	<b>2500</b>	Pair		EE304 HH255 WD30mm HT45mm	<b>2950</b>	Pair
	HH420 EE450 WD25mm TH10mm HT40mm	<b>3800</b>	Pair				
<b>MHA0163 Flatik</b>		Material : SS304 Finish : AB		<b>MHA9152 Victoria</b>		Material : Brass Finish: AB	
	HH220 EE300 WD40mm TH8mm HT38mm	<b>5500</b>	Pair		HH38 EE75 WD75mm TH8mm HT38mm	<b>2800</b>	Pair
	HH370 EE450 WD40mm TH8mm HT38mm	<b>8000</b>	Pair		HH50 EE100 WD75mm TH8mm HT38mm	<b>4950</b>	Pair
<b>MHA0165</b>		Material : Brass Finish : AB		<b>MHA9152 Victoria</b>		Material : Brass Finish : AB	
	EE400mm HH300mm WD80mm Thk10mm HT50mm	<b>29500</b>	Pair		HH205 EE285 WD75mm TH8mm HT38mm	<b>10075</b>	Pair
					HH326 EE406 WD75mm TH8mm HT38mm	<b>14450</b>	Pair

# Pull Handles

New Additions

Limited Edition



As per Order



Best Sellers



Image	Size & Finish	MRP	Unit	Image	Size & Finish	MRP	Unit
<b>MHA0168 Belt</b>				<b>MHA0225 Technoline</b>			
Material : Brass Finish : AB				Material : SS304 Finish AB, BL			
	EE500mm HH350mm WD50mm TH10mm HT50mm	<b>38250</b>	Pair		EE300mm	<b>8500</b>	Pair
					EE600mm	<b>11500</b>	Pair
<b>MHA0192 Acam</b>				<b>MHA0195 Balsam</b>			
Material : Brass Finish : BM				Material : Brass Finish : BM			
	EE300mm HH220mm TH8mm HT38mm	<b>6050</b>	Pcs		EE300mm HH220mm TH8mm HT38mm	<b>6050</b>	Pcs
	EE450mm HH370mm TH8mm HT38mm	<b>7350</b>	Pcs		EE450mm HH370mm TH8mm HT38mm	<b>7350</b>	Pcs
	EE600mm HH500mm TH8mm HT38mm	<b>11375</b>	Pcs		EE600mm HH500mm TH8mm HT38mm	<b>11375</b>	Pcs
	EE100mm HH50mm TH8mm HT38mm	<b>4875</b>	Pcs		EE100mm HH50mm TH8mm HT38mm	<b>4875</b>	Pcs
<b>MHA0177 Checks</b>				<b>MHA0182</b>			
Material : Aluminium Finish : AB				Material : Aluminium Finish : AB			
	EE200mm HH100mm WD100mm TH12mm HT50mm	<b>12480</b>	Pair		EE300mm HH165mm TH15mm HT65mm	<b>19500</b>	Pair
<b>MHA0181 Triam</b>				<b>MHA0211 Sulphur</b>			
Material : Aluminium Finish : AB				Material : Zinc Finish : AB			
	EE350mm HH200mm WD80mm TH12mm HT65mm	<b>19500</b>	Pair		EE420mm HH320mm WD32mm TH10mm HT40mm	<b>3272</b>	Pair
<b>MHA0150 Crocus</b>				<b>MHA0188 Ora III</b>			
Material : Brass Finish : AB, POV				Material : Brass Finish : AB			
	EE290mm HH200mm HT85mm	<b>7950</b>	Pair		18" AB Brass (Single or Double Door Fixing Possible)	<b>9900</b>	Pair

# Pull Handles

New Additions  
Limited Edition



As per Order  
Best Sellers



Image	Size & Finish	MRP	Unit	Image	Size & Finish	MRP	Unit
<b>MHA0153 Ora IV</b>	Material : Brass Finish : AB			<b>MHA0154 Napo</b>	Material : Brass Finish : AB		
	EE450mm HH250mm HT100mm	<b>21000</b>	Pair		EE460mm HH260mm HT90mm	<b>18000</b>	Pair
<b>MHA0159 Astrid</b>	Material : Brass Finish : AB			<b>MHA0161 Baldwin</b>	Material : Brass Finish : AB		
	EE500mm HH405mm HT70mm	<b>28450</b>	Pair		EE800mm HH560mm HT115mm	<b>34410</b>	Pairs
<b>MHA87657 Horse</b>	Material : Zinc Finish : AB, BM, BC			<b>MHA0191 Carro II</b>	Material : Brass Finish : AB		
	EE15" AB, BM, BC	<b>4875</b>	Pcs		EE510mm HH340mm HT95mm	<b>8800</b>	Pair
	EE15" PVD BG, PVD RG	<b>6175</b>			EE900mm HH730mm HT95mm	<b>14500</b>	Pair
	EE19" AB, BM, BC	<b>12350</b>	Pcs				
	EE19" PVD BG, PVD RG	<b>14300</b>					
<b>MHA0186 Carro</b>	Material : Brass Finish : AB			<b>MHA0207 Liberty</b>	Material : Brass Finish : AB		
	EE315mm HH180mm HT85mm	<b>5000</b>	Pair		HH300mm EE380mm HT80mm	<b>6906</b>	Pcs
	EE380mm HH245mm HT85mm	<b>5600</b>	Pair		HH370mm EE450mm HT80mm	<b>7180</b>	Pcs
	EE450mm HH315mm HT85mm	<b>5950</b>	Pair		HH520mm EE600mm HT80mm	<b>7950</b>	Pcs
	EE600mm HH565mm HT85mm	<b>6300</b>	Pair		HH820mm EE900mm HT80mm	<b>8650</b>	Pcs

# Pull Handles

New Additions

Limited Edition



As per Order



Best Sellers



Image	Size & Finish	MRP	Unit	Image	Size & Finish	MRP	Unit	
<b>MHA9160 Gabriel</b>				<b>MHA0187 Ora II</b>				
Material : Brass Finish : AB				Material : Brass Finish : AB				
	HH220mm EE430mm HT80mm	12188	Pair		HH250mm EE450mm HT75mm	9800	Pair	
	HH390mm EE600mm HT80mm	13325	Pair		HH350mm EE600mm HT75mm	11200	Pair	
<b>MHA0184 Lupo</b>				<b>MHA0204 Lupo II</b>				
Material : Brass Finish : AB				Material : Zinc Finish : AB				
	EE315mm HH250mm HT70mm	1840	Pcs.		HH240mm EE300mm HT65mm	1732	Pcs.	
					HH340mm EE430mm HT80mm	2990	Pcs.	
					HH450mm EE530mm HT80mm	3800	Pcs.	
<b>MHA0189 Tozzi</b>				<b>MHA0199 Salvia</b>				
Material : Brass Finish : AB				Material : Brass Finish : AB				
	EE190mm HH130mm HT65mm	1940	Pcs.		HH200mm EE215mm HT60mm	3500	Pcs.	
	EE240mm HH170mm HT65mm	2500	Pcs.					
<b>MHA87656 Enmesh</b>				<b>MHA95161 Glamour</b>				
Material : Zinc Finish : GR, AB+Rustic				Material : Brass Finish : AB, BM				
	HH300mm	1138	Pcs		EE300mm	4950	Pcs	
	HH420mm	1593	Pcs					
<b>MHA0206 Carro III</b>				<b>MHA87658 Flame</b>				
Material : Brass Finish : AB				Material:Zinc Finish:AB+Rustic,AC+Rustic,GR				
	EE315mm HH180mm	4480	Pair		EE320mm	1200	Pcs	
	EE380mm HH245mm	5900	Pair					
	EE500mm HH365mm	7500	Pair					

# Pull Handles

New Additions

Limited Edition



As per Order



Best Sellers



Image	Size & Finish	MRP	Unit	Image	Size & Finish	MRP	Unit
	Material : Brass				Material : Brass		
	EE300mm HH200mm WD38mm AB	9750	Pair		EE300mm HH200mm WD38mm AB	9750	Pair
	EE300mm HH200mm WD38mm RGG, GR	12025	Pair		EE300mm HH200mm WD38mm RGG, GR	12025	Pair
	EE400mm HH300mm WD50mm AB	16575	Pair		EE400mm HH300mm WD50mm AB	16575	Pair
	EE400mm HH300mm WD50mm RGG, GR	21125	Pair		EE400mm HH300mm WD50mm RGG, GR	21125	Pair
	Material : Brass				Material : Brass		
	EE300mm HH200mm WD38mm AB	9750	Pair		EE485mm HH450mm WD38mm AB	8100	Pair
	EE300mm HH200mm WD38mm RGG, GR	12025	Pair		EE485mm HH450mm WD30mm RGG, GR	9750	Pair
	EE400mm HH300mm WD50mm AB	16575	Pair				
	EE400mm HH300mm WD50mm RGG, GR	21125	Pair				
	Material : Brass				Material : Brass		
	EE300mm HH200mm WD38mm AB	9750	Pair		EE300mm HH200mm WD38mm AB	9750	Pair
	EE300mm HH200mm WD38mm RGG, GR	12025	Pair		EE300mm HH200mm WD38mm RGG, GR	12025	Pair
	EE400mm HH300mm WD50mm AB	16575	Pair		EE400mm HH300mm WD50mm AB	16575	Pair
	EE400mm HH300mm WD50mm RGG, GR	21125	Pair		EE400mm HH300mm WD50mm RGG, GR	21125	Pair
	Material : Brass				Material : Brass		
	EE300mm HH200mm WD38mm AB	9750	Pair		EE300mm HH200mm WD50mm AB	6050	Pair
	EE300mm HH200mm WD38mm RGG, GR	12025	Pair		EE300mm HH200mm WD50mm RGG, GR	8470	Pair
	EE400mm HH300mm WD50mm AB	16575	Pair		EE400mm HH300mm WD50mm AB	7350	Pair
	EE400mm HH300mm WD50mm RGG, GR	21125	Pair		EE450mm HH300mm WD50mm RGG, GR	10290	Pair

# Pull Handles

New Additions  
Limited Edition



As per Order  
Best Sellers



Image	Size & Finish	MRP	Unit	Image	Size & Finish	MRP	Unit
<b>MHA0103 Vienna</b>	Material : Brass Finish : SN, Black			<b>MHA0203 Crust</b>	Material : Zinc Finish : AI		
	EE225mm HH180mm HT70mm	<b>3267</b>	Pcs		8"	<b>850</b>	Pairs
<b>MHA9213 Dwarf</b>	Material : Brass Finish : SS, CP, AB			<b>MHA9218 Squel</b>	Material : Brass Finish : CP/SS		
	10"	<b>1450</b>	Pcs		8"	<b>1000</b>	Pcs
<b>MHA9530 Geode</b>	Material : Brass Finish : AB, SS			<b>MHA9401 Jade</b>	Material : Brass Finish : AB, CP/SS		
	HH215mm EE255mm HT65mm	<b>2500</b>	Pcs.		HH230mm EE250mm HT65mm	<b>2200</b>	Pcs.
<b>MHA9587 Turquoise</b>	Material : Brass Finish : AB, SS			<b>MHA87631 Endcurve</b>	Material : Zinc Finish : SS, AB, CP		
	HH160mm EE200mm HT60mm	<b>1650</b>	Pcs.		EE266mm HH215mm HT45mm	<b>1500</b>	Pcs
	HH210mm EE250mm HT60mm	<b>1950</b>	Pcs.				
	HH410mm EE450mm HT60mm	<b>2950</b>	Pcs.				
<b>MHA87611 Mascot</b>	Material : Zinc Finish : AB, SS, CP			<b>MHA0185 Deuce</b>	Material : Brass Finish : AB, SS, BM		
	HH220mm EE266mm HT41mm	<b>2271</b>	Pcs		HH340mm EE405mm HT70mm DIA30mm	<b>2890</b>	Pcs

# Pull Handles

New Additions  
Limited Edition



As per Order  
Best Sellers



Image	Size & Finish	MRP	Unit	Image	Size & Finish	MRP	Unit
<b>MHA95132 Cornish</b>	Material : Brass Finish : AB, SS, CP			<b>MHA95143 Nevada</b>	Material : Brass Finish : AB, SS, CP		
	HH250mm EE290mm HT60mm	<b>2500</b>	Pcs		HH265mm EE300mm HT55mm	<b>2590</b>	Pcs
<b>MHA87653 Rose II</b>	Material : AL+Zinc Finish : AB, SS, CP			<b>MHA87636</b>	Material: Zinc Finish : AB, SS, CP		
	EE285mm HH230mm HT50mm	<b>1600</b>	Pcs		HH205mm EE257mm HT67mm	<b>1600</b>	Pcs
<b>MHA94170 Diamaze</b>	Material Brass Finish:AB,BM			<b>MHA94140H 12" Emerald</b>	Material :Brass Finish :AB, SS, BM, CP		
	EE300mm AB, BM	<b>4500</b>	Pcs		EE320mm HH290mm HT70mm	<b>4150</b>	Pcs
	EE300mm PVD RG, PVD BG	<b>6250</b>					
<b>MHA9097 Deneb</b>	Material : Brass+Acrylic+Crystal			<b>MHA9082 Rigel</b>	Material : Brass+Crystal		
	12" Clear AB/SS/CP/CPSS	<b>10985</b>	Pcs.		10" Clear AB/SS/CP/CPSS	<b>10556</b>	Pcs.
	24" Clear AB/SS/CP/CPSS	<b>18655</b>	Pcs.				
<b>MHA0110 Galaxy</b>	Material : Brass+Crystal			<b>MHA0111 Keid</b>	Material : Brass+Crystal		
	105mm Clear CP, AB, SS	<b>32988</b>	Pcs.		60mm Clear, Blue, Green, AB, SS, CP	<b>3939</b>	Pcs.



# Pull Handles

New Additions  
Limited Edition



As per Order  
Best Sellers



Image	Size & Finish	MRP	Unit	Image	Size & Finish	MRP	Unit
	Material : Brass+SS+Crystal				Material : Brass+Crystal		
	12" Clear AB/SS/CP/CPSS	<b>12054</b>	Pcs.		12" Clear AB/SS/CP	<b>9467</b>	Pcs.
	18" Clear AB/SS/CP/CPSS	<b>12321</b>	Pcs.				
	24" Clear AB/SS/CP/CPSS	<b>12925</b>	Pcs.				
	36" Clear AB/SS/CP/CPSS	<b>14160</b>	Pcs.				
	48" Clear AB/SS/CP/CPSS	<b>16260</b>	Pcs.				
	Material Brass+Acrylic				Material : Brass + Crystal		
	12"x1" AB/SS/CP	<b>15828</b>	Pcs.		8" Clear AB/SS/CP/CPSS	<b>5031</b>	Pcs.
	14"x1.5" AB/SS/CP	<b>24115</b>	Pcs.		12" Clear AB/SS/CP/CPSS	<b>5441</b>	Pcs.
				18" Clear AB/SS/CP/CPSS	<b>5597</b>	Pcs.	
	Material : Brass+Crystal				Material : Brass+Crystal		
	286mm Clear/Blue/Green + AB/SS/CP/CPSS	<b>4599</b>	Pcs.		245mm Clear AB/SS/CP	<b>7979</b>	Pcs.
	Material : Brass+Crystal				Material : Brass+Crystal		
	243mm Clear AB/SS/CP	<b>8450</b>	Pcs.		332mm Clear AB/SS/CP	<b>13650</b>	Pcs.
	Material : Brass+Crystal				Material : Brass+ Crystal		
	8" Clear AB/SS/CP/CPSS	<b>5788</b>	Pcs.		12" Clear AB/SS/CP/CPSS	<b>5294</b>	Pcs.
	10" Clear AB/SS/CP/CPSS	<b>5818</b>	Pcs.				
	12" Clear AB/SS/CP/CPSS	<b>6097</b>	Pcs.				
	18" Clear AB/SS/CP/CPSS	<b>6617</b>	Pcs.				
	24" Clear AB/SS/CP/CPSS	<b>7170</b>	Pcs.				
36" Clear AB/SS/CP/CPSS	<b>8769</b>	Pcs.					

Finish Chart >



Image	Code	Product	Size	Finish	MRP	Unit
<b>VINTAGE COLLECTION</b>						
	20-0309-CA15000-OS	Sirio	150	OF	4420	Pcs.
	20-0309-CA30000-OS		300	OF	5304	Pcs.
	20-0306-CA45000-OS		450	OF	7823	Pcs.
	20-0305-CA60000-OS		600	OF	7930	Pcs.
	20-0351-BA011000-PM	Lion	110	PM	13020	Pcs
	20-0351-BA011000-OF			OF	13020	Pcs
	20-0745-MN02251030-BM	Tosca	225	BM	6300	Pcs
	20-0745-RB8103000Y-BM	Tosca	130x45	BM	10500	Pairs
	20-0745-PL8085000Y-BM	Tosca	128x240	BM	6580	Pairs
	20-1295-MN02181030-BM	Erica	218	BM	9380	Pcs.
	20-1295-RB8103000Y-BM	Erica	140x50	BM	11480	Pairs
	20-1295-PL8085000Y-BM		135x240	BM	7840	Pairs
	20-0996-MN27508-BM	Rose	275	BM	19600	Pcs.
	20-0996-MN27508-PM	Rose	275	PM	19600	Pcs
	20-0996-RB01088Y-BM	Rose	168x54	BM	16500	Pairs

Finish Chart >




Image	Code	Product	Size	Finish	MRP	Unit
	20-1055-MN24000-CR	Opera	240	CR	13500	Pcs.
	20-1055-MN24000-OZ			OZ	16800	Pcs.
	20-1055-MN24000-PM			PM	14700	Pcs.
	20-1055-PT10700-BM	Opera	80x80	BM	10500	Pcs
	20-1070-PL0858Y-PM	Daisy	165x390	PM	26040	Pairs
	20-1070-RB1128Y-PM	Daisy	165x54	PM	21280	Pairs
	20-1070-PT1080Y-PM	Daisy	100x100	PM	11480	Sets
	20-1130-MN38000-PM	Creative Classic	380	PM	43820	Pcs.
	20-1130-MN38000-BM			BM	43820	Pcs.
	20-0091-CV00680L80-PM	Liberty	52	PM	5656	Sets
	20-0091-CV00680L80-OF			OF	6006	Sets
	20-1160-MN38000-OF	Liberty	380	OF	39340	Pcs.
	20-1160-MN38000-PM			PM	38500	Pcs.
	20-1160-PL0858Y-OF	Liberty	148x330	OF	16240	Pairs
	20-1160-PL0858Y-PM			PM	15960	Pairs
	20-1160-RB0918Y-OF		148x68	OF	15680	Pairs
	20-1160-RB0918Y-PM			PM	14840	Pairs

**Finish Chart >**



Image	Code	Product	Size	Finish	MRP	Unit
	20-1160-BA00000-PM	Liberty	205	PM	9660	Pcs
	20-1160-BA00000-OF			OF	9940	Pcs
	20-1162-ED8085GF0Y-PM Lock & Cylinder not included	Liberty	52x470	PM	30660	Sets
	20-1162-ED8085GF0Y-OF Lock & Cylinder not included			OF	31500	Sets
	20-1165-PL0858Y-OF	Arte	140x335	OF	18760	Pairs
	20-1165-PL0858Y-PM			PM	18060	Pairs
	20-1165-RB1138Y-OF		140x56	OF	17780	Pairs
	20-1165-RB1138Y-PM			PM	17220	Pairs
	20-1165-MN596Y-PM		596mm	PM	92120	Pcs
	20-1210-PL0858Y-OF	Epoca	135x255	OF	14840	Pairs
	20-1210-PL0858Y-PM			PM	14140	Pairs
	20-1210-RB0788Y-OF		140x50	OF	14000	Pairs
	20-1210-RB0788Y-PM		140x50	PM	13160	Pairs
	20-1271-CE00000-PM	Epoca	4"x5"	PM	8260	Pairs
	20-1276-KT-PM	Vintage	61x130	PM	11620	Pairs
	20-1276-KT-OF			OF	12600	Pairs

Finish Chart >

OF	PV	OL	OZ	CS	CR	MC	NS	PM	BM
----	----	----	----	----	----	----	----	----	----

Image	Code	Product	Size	Finish	MRP	Unit
	20-1285-MN40000-PM	Rococo	400	PM	38640	Pcs.
	20-1285-MN40000-OF		400	OF	37940	Pcs.
	20-1285-RB0780Y-PM	Rococo	135x50	PM	14420	Pairs
	20-1285-RB0780Y-OF			OF	15120	Pairs
	20-1285-PL0Y-PM		140x320	PM	18340	Pairs
	20-1285-PL0Y-OF			OF	18760	Pairs
	20-1315-MN60000-PM	Totem	600	PM	80640	Pcs.
	20-1315-MN90000-PM		900	PM	92820	Pcs.
	20-1315-MN12000-PM		1200	PM	103180	Pcs.
	20-1320-PL0858Y-OF	Nature	135x260	OF	15540	Pairs
	20-1320-PL0858Y-PM			PM	14700	Pairs
	20-1320-RB0188Y-OF		130x65	OF	13860	Pairs
	20-1320-RB0188Y-PM			PM	12880	Pairs
	20-1325-RB0150Y-PM	Soleil	150x82	PM	18480	Pairs
	20-1325-RB0150Y-OF			OF	19600	Pairs
	20-1325-PL0Y-PM		155x370	PM	26180	Pairs
	20-1325-PL0Y-OF			OF	27300	Pairs
	20-1395-RB8015000Y-PM	Poesia	140x82	PM	17360	Pairs
	20-1395-RB8015000Y-OF		140x82	OF	18340	Pairs
	20-1397-PL8085000Y-PM		140x300	PM	21000	Pairs
	20-1397-PL8085000Y-OF			OF	21560	Pairs

Finish Chart >

OF	PV	OL	OZ	CS	CR	MC	NS	PM	BM

Image	Code	Product	Size	Finish	MRP	Unit
	20-1405-MN0315000-PM	Queen	315	PM	24780	Pcs
	20-1405-MN0315000-OF			OF	25060	Pcs
	20-1406-RB0150Y-PM	Queen	150x82	PM	17500	Pairs
	20-1406-RB0150Y-OF			OF	18480	Pairs
	20-1406-PL8085000Y-PM		153x300	PM	19460	Pairs
	20-1406-PL8085000Y-OF			OF	20300	Pairs
	20-1460-MN210101-PM	Florenzia	210	PM	9660	Pcs.
	20-1460-RB1010Y-PM		136x50	PM	9940	Pairs
	20-1520--PLOY-PM	Barocco	350x145	PM	27300	Pairs
	20-1520--RB0150Y-PM	Barocco	141x84	PM	18480	Pairs
	20-1520--RB0150Y-SB		141x84	SB	18950	Pairs
	20-1520--RB0150Y-OF		141x84	OF	19740	Pairs
	20-1540--RB80150Y-PM	Ninfa	145x300	PM	24080	Pairs
	20-1546-MN-PM	Ninfa Porcelain	228	PM	18620	Pcs.
	20-1546-RB0150Y-PM	Ninfa Porcelain	140x82	PM	22680	Pairs
	20-1547-PL1397Y-PM	Ninfa Porcelain	145x300	PM	26460	Pairs

Finish Chart >




Image	Code	Product	Size	Finish	MRP	Unit
	20-1535-RB0150Y-PM	Zaara	148x82	PM	18760	Pairs
	20-1535-RB0150Y-OF			OF	19880	Pairs
	20-1535-PL0Y-PM		155x350	PM	25480	Pairs
	20-1535-PL0Y-OF			OF	26740	Pairs
	20-1555-MN0300-BM	Glamor	300	PM	28980	Pcs.
	20-1555-PL0858Y-BM	Glamor	145x318	BM	35280	Pairs
	20-1555-RB0858Y-BM		145x53	BM	32060	Pairs
	20-1555-PG8016Y-BM		55x58	BM	35140	Pairs
	20-1585-RB801900YNP	Zen Fusion	150x50	BM	21500	Pairs
	20-1590-PL0858Y-PM	Charme	290x147	PM	25200	Pairs
	20-1590-RB0858Y-PM		142x53	PM	22120	Pairs
	20-1560-MN0400Y-PM	Jardin	400	PM	49700	Pcs
	20-1560-MN0400Y-OF			OF	49560	Pcs
	20-1640-RB800878Y-OF	Arcadia	158x84	OF	20160	Pairs

Finish Chart >




Image	Code	Product	Size	Finish	MRP	Unit
<b>DESIGN COLLECTION</b>						
	20-0431-RB8006024Y-VE	Zincral Loft	163x29	VE	13440	Pairs
	20-0431-RB8006024Y-AS			AS	13860	Pairs
	20-0489-RB8024000Y-PM	Zincral Twist	158x50	PM	7980	Pairs
	20-0489-RB8024000Y-VE			VE	7420	Pairs
	20-0489-RB8024000Y-AS			AS	8260	Pairs
	20-0691-RB0238Y-CR	Ibis	170x52	CR	15680	Pairs
	20-0691-RB0238Y-PM			PM	16100	Pairs
	20-0955-RB1028Y-MC	Delfino	150x50	MC	11200	Pairs
	20-1410-RB801900Y-CR	Duna	156x50	CR	18550	Pairs
	20-1410-RB801900Y-NS			NS	18550	Pairs
	20-1425-RB8019000Y-CR	Jet	156x50	CR	14420	Pairs
	20-1450-MN030000-BM	Spirit	300	BM	21560	Pcs
	20-1450-MN030000-CR			CR	21560	Pcs
	20-1450-RB8023000Y-BM		160x52	BM	16100	Pairs
	20-1450-RB8023000Y-CR			CR	15540	Pairs
	20-1455-RB8019000Y-CR	Komfort	156x52	CR	17360	Pairs
	20-1516-MZ03000-BM	Kendo	300	BM	60200	Pcs.
	20-1516-RB802500Y-BM	Kendo	160x52	BM	16520	Pairs
	20-1548-RB8023Y-BM	Nau	155x55	BM	17080	Pairs



Finish Chart >




Image	Code	Product	Size	Finish	MRP	Unit
<b>CRYSTAL COLLECTION</b>						
	<b>20-0322-PB00000000-OZ</b>	Elipse	32	OZ	<b>4620</b>	Pcs
	<b>20-0322-PB00000000-CR</b>			CR	<b>4060</b>	Pcs
	<b>20-0700-RB0250Y-OZ</b>	Fish Crystal	166x52	OZ	<b>19880</b>	Pairs
	<b>20-0991-BA15000-CR</b>	Elika	150	CR	<b>16250</b>	Pcs.
	<b>20-0991-BA15000-OZ</b>			OZ	<b>19880</b>	Pcs.
	<b>20-0991-MN27508-CR</b>	Elika	275	CR	<b>22500</b>	Pcs.
	<b>20-0991-MN27508-OZ</b>			OZ	<b>25060</b>	Pcs.
	<b>20-1041-RB0938Y-CR</b>	Profilo	150x50	CR	<b>23100</b>	Pairs
	<b>20-1041-MN24000-CR</b>	Profilo	240	CR	<b>23240</b>	Pcs.
	<b>20-1041-MN24000-OZ</b>			OZ	<b>25200</b>	Pcs.
	<b>20-1041-RB0938Y-OZ</b>	Profilo	160x50	OZ	<b>25060</b>	Pairs
	<b>20-1056-AP24000-CR</b>	Profilo	240	CR	<b>73450</b>	Pcs.
	<b>20-1056-AP24000-OZ</b>			OZ	<b>80080</b>	Pcs.
	<b>20-1090-MN26002-CR</b>	Havana	260	CR	<b>21140</b>	Pcs.
	<b>20-1090-MN26002-OZ</b>			OZ	<b>22960</b>	Pcs.
	<b>20-1090-RB1028Y-CR</b>	Havana	160x50	CR	<b>22680</b>	Pairs
	<b>20-1090-RB1028Y-OZ</b>	Havana	160x50	OZ	<b>26040</b>	Pairs

Finish Chart >




Image	Code	Product	Size	Finish	MRP	Unit
<b>CRYSTAL COLLECTION</b>						
	20-1120-RB1038Y-CR	Gemma	150x50	CR	28980	Pairs
	20-1145-MN38000-CR	Creative Mesh	380	CR	52220	Pcs.
	20-1145-MN38000-OZ			OZ	56840	Pcs.
	20-1145-MN38000CN			CN	53505	Pcs.
	20-1157-RB8019000Y-CR	Zen Mesh	150x50	CR	23380	Pairs
	20-1220-PL0858Y-CR	Viola	155x300	CR	23400	Pairs
	20-1220-PL0858Y-NS			NS	24310	Pairs
	20-1220-PL0858Y-OZ			OZ	26130	Pairs
	20-1220-PL0858Y-PV			PV	27820	Pairs
	20-1220-RB0938Y-CR			CR	23530	Pairs
	20-1220-RB0938Y-NS			NS	24570	Pairs
	20-1220-RB0938Y-OZ			OZ	25870	Pairs
	20-1220-RB0938Y-PV			PV	27950	Pairs
	20-1221-ED0858Y-CR			Viola	155x300x 155x600	CR
	20-1221-ED0858Y-NS	NS	42770			Sets
	20-1221-ED0858Y-PM	PM	39650			Sets
	20-1221-ED0858Y-PV	PV	51090			Sets
	20-1221-ES0858Y-CR	CR	40430			Sets
	20-1221-ES0858Y-NS	NS	42770			Sets
	20-1221-ES0858Y-PM	PM	39650	Sets		
20-1221-ES0858Y-PV	PV	51090	Sets			
	20-1290-RB0198Y-CR	Cometa	155x50	CR	20670	Pairs
	20-1290-RB0198Y-OZ	Cometa	155x50	OZ	23270	Pairs
	20-1352-RB0198Y-CR	Riflesso Black	155x50	CR	21840	Pairs
	20-1368-MN28500-CR	Zen Mesh	285	CR	25870	Pcs.
	20-1451-MN0300Y-OZ	Spirit Mesh	333x39	OZ	33040	Pcs
	20-1451-RB8023000Y-OZ	Spirit Mesh	160x52	OZ	26740	Pairs

Finish Chart >



Image	Code	Product	Size	Finish	MRP	Unit
<b>MOMA &amp; BRERA COLLECTION</b>						
	20-1171-RB0198Y-CR	Brera 03	150x50	CR	14950	Pairs
	20-1191-MN24000-CR	Brera 03	240	CR	14950	Pcs.
	20-0207-PB02432-CR	Brera 32	24	CR	2520	Pcs.
	20-1173-RB0198Y-CR	Brera 05	150x50	CR	14950	Pairs
	20-1193-MN24000-CR	Brera 05	240	CR	14950	Pcs.
	20-1175-RB0198Y-CR	Brera 07	150x50	CR	14950	Pairs
	20-1195-MN24000-CR	Brera 07	240	CR	14950	Pcs.
	20-0207PB02433-CR	Brera 33	24	CR	2520	Pcs.
	20-1176-RB0198Y-CR	Brera 08	150x50	CR	14950	Pairs
	20-1196-MN24000-CR	Brera 08	240	CR	14950	Pcs.
	20-0207-PB02430-CR	Brera 30	24	CR	2520	Pcs.
	20-1178-RB0198Y-CR	Brera 09	150x50	CR	14950	Pairs
	20-1198-MN24000-CR	Brera 10	240	CR	14950	Pcs.
	20-0207-PB02421-CR	Brera 21	24	CR	2520	Pcs.
	20-1181-RB0198Y-CR	Brera 13	150x50	CR	14950	Pairs
	20-1201-MN24000-CR	Brera 13	240	CR	14950	Pcs.
	20-0207-PB02420-CR	Brera 20	24	CR	2520	Pcs.



POV

AO/POV

AL/POV

AV

BAS

BG

B

D

CR

NS

GR



Image	Code	Size	Product	Finish	Description	MRP	Unit
	<b>3200 C Mortise</b>	485x58	Memphis	POV, BAS, B	Entrance Set (C29+L1 Lock)	<b>96796</b>	Sets
		350x58	Memphis	AL/POV AO/POV		<b>121740</b>	Sets

DC Mortise

Dummy Mortise

C Thumb

DC Thumb

Dummy Thumb



3200 DC

3201

3204

3202

3203

	<b>3205 C Mortise</b>	583x60	Boston	POV, BAS, B	Entrance Set (C29+L1 Lock)	<b>105243</b>	Sets
		385x60	Boston	AL/POV AO/POV		<b>129949</b>	Sets

DC Mortise

Dummy Mortise

C Thumb

DC Thumb

Dummy Thumb



3205 DC

3206

3209

3207

3208

	<b>3215 C Mortise</b>	485x60	Denver	POV, BAS, B	Entrance Set (C29+L1 Lock)	<b>105245</b>	Sets
		285x60	Denver	AL/POV AO/POV		<b>129949</b>	Sets

DC Mortise

Dummy Mortise

C Thumb

DC Thumb

Dummy Thumb



3215 DC

3216

3219

3217

3218



Image	Code	Size	Product	Finish	Description	MRP	Unit		
	<b>3225 C Mortise</b>	555x65	Aladin	POV, BAS, B	Entrance Set (C29+L1 Lock)	<b>111003</b>	Sets		
		405x65	Aladin	AL/POV AO/POV		<b>137323</b>	Sets		
	<b>DC Mortise</b>		<b>Dummy Mortise</b>	<b>C Thumb</b>	<b>DC Thumb</b>		<b>Dummy Thumb</b>		
	<b>3225 DC</b>		<b>3226</b>	<b>3229</b>	<b>3227</b>		<b>3228</b>		
	<b>3230 C Mortise</b>	535x73	Miami	POV, BAS, B	Entrance Set (C29+L1 Lock)	<b>112470</b>	Sets		
		353x73	Miami	AL/POV AO/POV		<b>139612</b>	Sets		
	<b>DC Mortise</b>		<b>Dummy Mortise</b>	<b>C Thumb</b>	<b>DC Thumb</b>		<b>Dummy Thumb</b>		
	<b>3230 DC</b>		<b>3231</b>	<b>3234</b>	<b>3232</b>		<b>3233</b>		
	<b>3235 C Mortise</b>	560x77	New York	POV, BAS, B	Entrance Set (C29+L1 Lock)	<b>97511</b>	Sets		
		350x77	New York	AL/POV AO/POV		<b>127511</b>	Sets		
	<b>DC Mortise</b>		<b>Dummy Mortise</b>	<b>C Thumb</b>	<b>DC Thumb</b>		<b>Dummy Thumb</b>		
	<b>3235 DC</b>		<b>3236</b>	<b>3239</b>	<b>3237</b>		<b>3238</b>		



Image	Code	Size	Product	Finish	Description	MRP	Unit
	<b>3240 C</b>	541x70	Seattle	POV, BAS, B	Entrance Set (C29+L1 Lock)	<b>104888</b>	Sets
	<b>Mortise</b>	360x70	Seattle	AL/POV AO/POV		<b>140426</b>	Sets

DC Mortise    Dummy Mortise    C Thumb    DC Thumb    Dummy Thumb



**3240 DC**

**3241**

**3244**

**3242**

**3243**

 Lock Trim 8mm	<b>C29</b>	29mm		Door Thick 45mm	For Models	<b>7447</b>	Sets
	<b>C32</b>	32mm		Door Thick 51mm	3240 3244	<b>8306</b>	Sets
	<b>C35</b>	35mm		Door Thick 57mm	3235 3239	<b>9158</b>	Sets
	<b>C38</b>	38mm		Door Thick 62mm	3230 3234	<b>10018</b>	Sets
	<b>C42</b>	42mm		Door Thick 71mm	3235 3229	<b>11146</b>	Sets
	<b>C45</b>	45mm		Door Thick 76mm	3215 3219	<b>12480</b>	Sets
	<b>C48</b>	48mm		Door Thick 80mm	3205 3209	<b>13950</b>	Sets
	<b>DC29</b>	29mm		Door Thick 45mm	3200 3204	<b>14892</b>	Sets
	<b>DC32</b>	32mm		Door Thick 51mm	For Models	<b>16614</b>	Sets
	<b>DC35</b>	35mm		Door Thick 57mm	3240DC 3242	<b>18309</b>	Sets
<b>DC38</b>	38mm		Door Thick 62mm	3235DC 3237	<b>20030</b>	Sets	
<b>DC42</b>	42mm		Door Thick 71mm	3230DC 3232	<b>22287</b>	Sets	
<b>DC45</b>	45mm		Door Thick 76mm	3235DC 3227	<b>24580</b>	Sets	
<b>DC48</b>	48mm		Door Thick 80mm	3215DC 3217	<b>26850</b>	Sets	
<b>DC205</b>				3205DC 3207			
<b>DC320</b>				3200DC 3202			

 L1/L2	89x139x203		Front Plate 32mm For Normal Use	For Models 3240DC 3240 3235DC 3235 3230DC 3230 3235DC 3235 3215DC 3215 3205DC 3205 3200DC 3200	<b>36506</b>	Sets
-----------	------------	--	------------------------------------	---	--------------	------

 L3/L4	89x139x203		Front Plate 27mm For Thumb Piece	For Models 3244 3242 3239 3237 3234 3232 3229 3227 3219 3217 3209 3207 3204 3202	<b>36506</b>	Sets
-----------	------------	--	-------------------------------------	---	--------------	------



POV

AO/POV

AL/POV

AV

BAS

BG

B

D

CR

NS

GR



Image	Code	Size	Product	Finish	Description	MRP	Unit
	3205Y	583x60 385x60	Boston Y	POV, BAS, B	Entrance Set Cylindrical available in Left/Right Versions (Lock not included)	60950	Sets
				AL/POV AO/POV		86476	Sets
	3215Y	485x60 285x60	Denver Y	POV, BAS, B	Entrance Set Cylindrical available in Left/Right Versions (Lock not included)	60951	Sets
				AL/POV AO/POV		86475	Sets
	3200Y	500x58 350x58	Memphis Y	POV, BAS, B	Entrance Set Cylindrical available in Left/Right Versions (Lock not included)	49954	Sets
				AL/POV AO/POV		76633	Sets
	3225Y	555x65 405x65	Aladin Y	POV, BAS, B	Entrance Set Cylindrical available in Left/Right Versions (Lock not included)	69681	Sets
				AL/POV AO/POV		95613	Sets



POV

AO/POV

AL/POV

AV

BAS

BG

B

D

CR

NS

GR



Image	Code	Size	Product	Finish	Description	MRP	Unit
	3230Y	520x73 353x73	Miami Y	POV, BAS, B	Entrance Set Cylindrical available in Left/Right Versions (Lock not included)	56384	Sets
				AL/POV AO/POV		82605	Sets
	3235Y	472x77 350x77	New York Y	POV, BAS, B	Entrance Set Cylindrical available in Left/Right Versions (Lock not included)	53151	Sets
				AL/POV AO/POV		77978	Sets
	3240Y	520x70 360x70	Seattle Y	POV, BAS, B	Entrance Set Cylindrical available in Left/Right Versions (Lock not included)	51627	Sets
				AL/POV AO/POV		75003	Sets







Image	Code	Size	Product	Finish	Description	MRP	Unit
	<b>3034</b>	470x90	Ankara	POV, BAS, B	Main Door Handle	<b>43724</b>	Pcs
		470x90		AL/POV AO/POV		<b>58707</b>	Pcs
	<b>3035</b>	570x65	Snake	POV, BAS, B	Main Door Handle	<b>53096</b>	Pcs
		570x65		AL/POV AO/POV		<b>60616</b>	Pcs
	<b>3036</b>	685x50	Bombay	POV, BAS, B	Main Door Handle	<b>53511</b>	Pcs
		685x50		AL/POV AO/POV		<b>64582</b>	Pcs
	<b>3037</b>	420x85	Lion	POV, BAS, B	Main Door Handle	<b>58432</b>	Pcs
		420x85		AL/POV AO/POV		<b>70698</b>	Pcs
	<b>3038</b>	455x100	King	POV, BAS, B	Murano Glass Door Handle	<b>135799</b>	Pcs
		455x100		AL/POV AO/POV		<b>145934</b>	Pcs
	<b>3039A</b>	1255x70	Gulliver	POV, BAS, B	Main Door Handle	<b>103098</b>	Pcs
		1255x70		AL/POV AO/POV		<b>130392</b>	Pcs
	<b>3039B</b>	955x70		POV, BAS, B		<b>89351</b>	Pcs
		955x70		AL/POV AO/POV		<b>113856</b>	Pcs
	<b>3060</b>	385x60	Boulogne	POV, BAS, B	Main Door Handle	<b>23331</b>	Pcs
		385x60		AL/POV AO/POV		<b>33669</b>	Pcs
		385x60		DOR 24K		<b>30975</b>	Pcs
	<b>3061</b>	285x60	Dessan	POV, BAS, B	Main Door Handle	<b>23330</b>	Pcs
		285x60		AL/POV AO/POV		<b>33670</b>	Pcs
	<b>3062</b>	405x65	Alais	POV, BAS, B	Main Door Handle	<b>30129</b>	Pcs
		405x65		AL/POV AO/POV		<b>41516</b>	Pcs
	<b>3063</b>	353x73	Milse	POV, BAS, B	Main Door Handle	<b>23690</b>	Pcs
		353x73		AL/POV AO/POV		<b>33845</b>	Pcs
	<b>3064</b>	360x77	Nekla	POV, BAS, B	Main Door Handle	<b>22340</b>	Pcs
		360x77		AL/POV AO/POV		<b>32491</b>	Pcs
	<b>3065</b>	360x70	Seoul	POV, BAS, B	Main Door Handle	<b>22602</b>	Pcs
		360x70		AL/POV AO/POV		<b>32947</b>	Pcs
	<b>3066</b>	452x60	Byblos	POV, BAS, B	Main Door Handle	<b>56850</b>	Pcs
		452x60		AL/POV AO/POV		<b>70019</b>	Pcs
	<b>3068</b>	780x50	Rhodus	POV, BAS, B	Main Door Handle	<b>55678</b>	Pcs
		780x50		AL/POV AO/POV		<b>72680</b>	Pcs
	<b>3070</b>	685x95	Karachi	POV, BAS, B	Main Door Handle	<b>56852</b>	Pcs
		685x95		AL/POV AO/POV		<b>66557</b>	Pcs
	<b>3071</b>	535x58	Sparta	POV, BAS, B	Main Door Handle	<b>48147</b>	Pcs
		535x58		AL/POV AO/POV		<b>64063</b>	Pcs
	<b>3076-S</b>	255x53	Ginevra	POV, BAS, B	Flush Handle	<b>11399</b>	Pcs
		255x53		AL/POV AO/POV	Flush Handle	<b>17889</b>	Pcs



Image	Code	Size	Product	Finish	Description	MRP	Unit
	3081/B	370x30	Meda	POV, BAS, B	Main Door Handle	45296	Pcs
		370x30		AL/POV AO/POV		57404	Pcs
	3099	333x34	Prince	POV, BAS, B	Main Door Handle	63547	Pcs
		333x34		AL/POV AO/POV		69085	Pcs
	4316-S	296x50	Pompei	POV, BAS, B	Flush Handle	10713	Pcs
		296x50		AL/POV AO/POV	Flush Handle	18384	Pcs
	4322	300x75	Matera	POV, BAS, B	Main Door Handle	22539	Pcs
		300x75		AL/POV AO/POV		33931	Pcs
	4322-S	300x53	Matera	POV, BAS, B	Flush Handle	11870	Pcs
	4322-S	300x53	Matera	AL/POV AO/POV	Flush Handle	17828	Pcs
	4323	250x65	Matera	POV, BAS, B	Main Door Handle	18752	Pcs
		250x65		AL/POV AO/POV		29143	Pcs
	4324	225x55	Matera	POV, BAS, B	Main Door Handle	15468	Pcs
		225x55		AL/POV AO/POV		25076	Pcs
	4324-S	225x37	Matera	POV, BAS, B	Flush Handle	9147	Pcs
		225x37		AL/POV AO/POV	Flush Handle	14921	Pcs
	4325	256x64	Manila	POV, BAS, B	Main Door Handle	24663	Pcs
		256x64		AL/POV AO/POV		35335	Pcs
	4327	296x90	Parigi	POV, BAS, B	Dx = Right Main Door	13496	Pcs
		296x90		POV, BAS, B	Sx = Left Main Door	13496	Pcs
	3072	284x42	Versailles	POV, BAS, B	Main Door Handle	24460	Pcs
				AL/POV AO/POV		35097	Pcs
	3072	484x42	Versailles	POV, BAS, B	Main Door Handle	23582	Pcs
				AL/POV AO/POV		34108	Pcs
	3073	284x42	Ginevra	POV, BAS, B	Main Door Handle	20840	Pcs
				AL/POV AO/POV		31604	Pcs
	9000	564x97	Queen	POV, BAS, B	Main Door Handle	53290	Pcs
		730x97		POV, BAS, B		62904	Pcs
<p>Please select one of this type of wooden door fixing systems for the above pull handles</p> <p>Please select one of this type of glass door fixing systems for the above pull handles</p>	M3	Mounting grab bars singles c/rozes				2057	Sets
	M4	Mounting grab bars in pairs c/rozes				2002	Sets
	M5	Mounting grab bars singles c/rozes				1920	Sets
	M6	Mounting grab bars singles c/rozes				2149	Sets
	M7	Mounting Grab Fixtures for Wooden Back to Back				1756	Sets
	M8	Mounting Grab Fixtures for Wooden Single (Back Nut)				1920	Sets
	M9	Mounting Grab Fixtures for Wooden Single (No Back Nut)				1198	Sets
	M14	Mounting Grab Fixtures for Glass Back to Back				1061	Sets
	M15	Mounting Grab Fixtures for Glass Single (Back Nut)				1920	Sets



POV

AO/POV

AL/POV

AV

BAS

BG

B

D

CR

NS

GR



Image	Code	Size	Product	Finish	Description	MRP	Unit
	3110	120x100	Le Havre	POV, BAS, B	Main Door Knob	22978	Pcs
	3110	120x100	Le Havre	AO/POV, AL/POV	Main Door Knob	31636	Pcs
	3265	60x70	Samarcanda	POV, BAS, B	Main Door Knob	10998	Pcs
	3265	60x70	Samarcanda	AO/POV, AL/POV	Main Door Knob	15391	Pcs
	3266	72x72	Rennes	POV, BAS, B	Main Door Knob	12249	Pcs
	3266	72x72	Rennes	AO/POV, AL/POV	Main Door Knob	17183	Pcs
	3270	58x60	Leningrado	POV, BAS, B	Main Door Knob	9464	Pcs
	3270	58x60	Leningrado	AO/POV, AL/POV	Main Door Knob	13672	Pcs
	4320	62x65	Mosca	POV, BAS, B	Main Door Knob	10610	Pcs
	4320	62x65	Mosca	AO/POV, AL/POV	Main Door Knob	16568	Pcs
	4321/A	120x115	Lione	POV, BAS, B	Main Door Knob	26204	Pcs
	4321/A	120x115	Lione	AO/POV, AL/POV		36014	Pcs
	4321/B	100x95	Lione	POV, BAS, B		20290	Pcs
	4321/B	100x95	Lione	AO/POV, AL/POV		27824	Pcs
	4321/C	67x70	Lione	POV, BAS, B		14939	Pcs
	4321/C	67x70	Lione	AO/POV, AL/POV		21780	Pcs
	3020	130x50	Sharjah	POV, BAS, B	Mortise Handle	29651	Pairs
	3026	360x70	Tours	POV, BAS, B	Mortise Handle	35555	Pairs
	3026	360x70	Tours	AO/POV AL/POV	Mortise Handle	56007	Pairs



POV

AO/POV

AL/POV

AV

BAS

BG

B

D

CR

NS

GR



Image	Code	Size	Product	Finish	Description	MRP	Unit
	3031	353x73	Rochefort	POV, BAS, B	Mortise Handle	41802	Pairs
	3031	353x73	Rochefort	AO/POV AL/POV	Mortise Handle	62995	Pairs
	3032	130x50	Rochefort	POV, BAS, B	Mortise Handle	29655	Pairs
	3032	130x50	Rochefort	AO/POV AL/POV	Mortise Handle	39064	Pairs
	3032 SB	115x40	Rochefort	POV,BAS,B	Mortise Handle	24485	Pairs
	3040 (On Rose)	125x85	Lucca	POV, BAS, B	Mortise Handle	32155	Pairs
	3041 (On Plate)	125x85	Lucca	POV, BAS, B	Mortise Handle	46278	Pairs
	3045	125x85	Reims	POV, BAS, B	Mortise Handle	22607	Pairs
	3045	125x85	Reims	AO/POV AL/POV	Mortise Handle	32707	Pairs
	3046	270x52	Reims	POV, BAS, B	Mortise Handle	29105	Pairs
	3046	270x52	Reims	AO/POV AL/POV	Mortise Handle	43499	Pairs



POV

AO/POV

AL/POV

AV

BAS

BG

B

D

CR

NS

GR



Image	Code	Size	Product	Finish	Description	MRP	Unit
	3051	360x77	MontPellier	POV, BAS, B	Mortise Handle	38033	Pairs
	3051	360x77	MontPellier	AL/POV AO/POV	Mortise Handle	56406	Pairs
	3075	116x50	Ginevra	POV, BAS, B	Mortise Handle	24161	Pairs
	3075	116x50	Ginevra	AO/POV AL/POV	Mortise Handle	34234	Pairs
	3076	255x53	Ginevra	POV, BAS, B	Mortise Handle	29516	Pairs
	3076	255x53	Ginevra	AO/POV AL/POV	Mortise Handle	44631	Pairs
	3085BY	-	Todi	POV	Only Keyhole	2583	Pcs
	3090	120x50	Todi	POV, BAS, B	Mortise Handle	24227	Pairs
	3090	120x50	Todi	AO/POV AL/POV	Mortise Handle	32910	Pairs
	3091	255x53	Todi	POV, BAS, B	Mortise Handle	29015	Pairs
	3091	255x53	Todi	AO/POV AL/POV	Mortise Handle	42228	Pairs



POV

AO/POV

AL/POV

AV

BAS

BG

B

D

CR

NS

GR



Image	Code	Size	Product	Finish	Description	MRP	Unit
	3096	255x53	King	POV, BAS, B	Mortise Handle	82528	Pairs
	3096	255x53	King	AO/POV AL/POV	Mortise Handle	95205	Pairs
	3100/ 3001	350x58	Versailles	POV, BAS, B	Mortise Handle	56377	Pairs
	3100/ 3001	350x58	Versailles	AO/POV AL/POV	Mortise Handle	81418	Pairs
	3118	353x151	Paestum	POV, BAS, B	Mortise Handle	54376	Pairs
	3100/ 3085	150x75	Versailles	POV, BAS, B	Mortise Handle	40752	Pairs
	3100/ 3085	150x75	Versailles	AO/POV AL/POV	Mortise Handle	55129	Pairs
	3260	125x50	Dakar	POV, BAS, B	Mortise Handle	21601	Pairs
	3260	125x50	Dakar	AL/POV AO/POV	Mortise Handle	32340	Pairs



POV

AO/POV

AL/POV

AV

BAS

BG

B

D

CR

NS

GR



Image	Code	Size	Product	Finish	Description	MRP	Unit
	3261	283x48	Dakar	POV, BAS, B	Mortise Handle	23924	Pairs
	3261	283x48	Dakar	AL/POV AO/POV	Mortise Handle	37627	Pairs
	3302	355x59	Doha	POV, BAS, B	Mortise Handle	50934	Pairs
	3302	355x59	Doha	AO/POV AL/POV	Mortise Handle	72071	Pairs
	3305	155x50	Naxos	POV, BAS, B	Mortise Handle	36804	Pairs
	3305	155x50	Naxos	AO/POV AL/POV	Mortise Handle	49963	Pairs
	3307	355x59	Naxos	POV, BAS, B	Mortise Handle	51040	Pairs
	3307	355x59	Naxos	AO/POV AL/POV	Mortise Handle	74772	Pairs
	3330	134x67	Bruges	POV, BAS, B	Mortise Handle	24030	Pairs
	3330	134x67	Bruges	AO/POV AL/POV	Mortise Handle	33804	Pairs



POV

AO/POV

AL/POV

AV

BAS

BG

B

D

CR

NS

GR



Image	Code	Size	Product	Finish	Description	MRP	Unit
	3331	311x61	Bruges	POV, BAS, B	Mortise Handle	33931	Pairs
	3331	311x61	Bruges	AO/POV AL/POV	Mortise Handle	49120	Pairs
	3331/S	311X61	Bruges	DOR/POV	Mortise Handle	18031	Pcs
	4270	115x51	Samarra	POV, BAS, B	Mortise Handle	17022	Pairs
	4270	115x51	Samarra	AO/POV AL/POV	Mortise Handle	26928	Pairs
	4271	275x45	Samarra	POV, BAS, B	Mortise Handle	20124	Pairs
	4271	275x45	Samarra	AO/POV AL/POV	Mortise Handle	33570	Pairs
	4300	125X47	Beirut	POV, BAS, B	Mortise Handle	21914	Pairs
	4300	125X47	Beirut	AL/POV AO/POV	Mortise Handle	32601	Pairs
	4310	110x50	Delhi	POV, BAS, B	Mortise Handle	19926	Pairs
	4310	110x50	Delhi	AL/POV AO/POV	Mortise Handle	31242	Pairs





POV

AO/POV

AL/POV

AV

BAS

BG

B

D

CR

NS

GR



Image	Code	Size	Product	Finish	Description	MRP	Unit
	4311	275x50	Delhi	POV, BAS, B	Mortise Handle	28373	Pairs
	4311	275x50	Delhi	AL/POV AO/POV	Mortise Handle	43778	Pairs
	4311/2	355x50	Reyadh	POV, BAS, B	Mortise Handle	44056	Pairs
	4311/2	355x50	Reyadh	AL/POV AO/POV	Mortise Handle	63258	Pairs
	4285	115x68	Damasco	POV, BAS, B	Mortise Handle	18816	Pairs
	4285	115x68	Damasco	AL/POV AO/POV	Mortise Handle	28463	Pairs
	4286	260x40	Damasco	POV, BAS, B	Mortise Handle	23229	Pairs
	4286	260x40	Damasco	AO/POV AL/POV	Mortise Handle	36751	Pairs



POV

AO/POV

AL/POV

AV

BAS

BG

B

D

CR

NS

GR



Image	Code	Size	Product	Finish	Description	MRP	Unit
	4290	118x55	Vienna	POV, BAS, B	Mortise Handle	19105	Pairs
	4290	118x55	Vienna	AO/POV AL/POV	Mortise Handle	27309	Pairs
	4291	290x43	Vienna	POV, BAS, B	Mortise Handle	23723	Pairs
	4291	290x43	Vienna	AO/POV AL/POV	Mortise Handle	37257	Pairs
	4295	120x47	Orleans	POV, BAS, B	Mortise Handle	17754	Pairs
	4295	120x47	Orleans	AO/POV AL/POV	Mortise Handle	28616	Pairs
	4296	275x44	Orleans	POV, BAS, B	Mortise Handle	26634	Pairs
	4296	275x44	Orleans	AO/POV AL/POV	Mortise Handle	42734	Pairs
	4297	200x45	Orleans	POV, BAS, B	Window Handle	13429	Pcs
	4297	200x45	Orleans	AO/POV AL/POV	Window Handle	21329	Pcs



POV

AO/POV

AL/POV

AV

BAS

BG

B

D

CR

NS

GR



Image	Code	Size	Product	Finish	Description	MRP	Unit
	4305	116x51	IL Cairo	POV, BAS, B	Mortise Handle	18478	Pairs
	4305	116x51	IL Cairo	AO/POV AL/POV	Mortise Handle	30860	Pairs
	4306	247x116	IL Cairo	POV, BAS, B	Mortise Handle	22235	Pairs
	4306	247x116	IL Cairo	AO/POV AL/POV	Mortise Handle	37672	Pairs
	4315	109x52	Pompei	POV, BAS, B	Mortise Handle	17885	Pairs
	4315	109x52	Pompei	AO/POV AL/POV	Mortise Handle	30140	Pairs
	4315 /3014	385x60	Avignone	POV, BAS, B	Mortise Handle	35368	Pairs
	4315 /3014	385x60	Avignone	AO/POV AL/POV	Mortise Handle	56953	Pairs
	4315 /3015	385x60	Avignone	DOR	Mortise Handle	74659	Pairs
	3014 S	-	AVIGNONE	DOR	Mortise Handle	23384	Pairs
	4316	296x50	Pompei	POV, BAS, B	Mortise Handle	24820	Pairs
	4316	296x50	Pompei	AO/POV AL/POV	Mortise Handle	41485	Pairs



POV

AO/POV

AL/POV

AV

BAS

BG

B

D

CR

NS

GR



Image	Code	Size	Product	Finish	Description	MRP	Unit
	4317	207x57x43	Pompei	POV, BAS, B	Window Handle	13429	Pcs
	4317		Pompei	AO/POV AL/POV	Window Handle	21329	Pcs
	4330	119x51	Shanghai	POV, BAS, B	Mortise Handle	21122	Pairs
	4330	119x51	Shanghai	AO/POV AL/POV	Mortise Handle	33590	Pairs
	4331	275x51	Shanghai	POV, BAS, B	Mortise Handle	28123	Pairs
	4331	275x51	Shanghai	AO/POV AL/POV	Mortise Handle	42774	Pairs
	4335 /4250	115x54	Jakarta	POV, BAS, B	Mortise Handle	15691	Pairs
	4335 /4250	115x54	Jakarta	AO/POV AL/POV	Mortise Handle	26038	Pairs
	4336	275x37	Jakarta	POV, BAS, B	Mortise Handle	22016	Pairs
	4336	275x37	Jakarta	AO/POV AL/POV	Mortise Handle	36858	Pairs
	4250	110x56	Lisbona	POV, BAS, B	Mortise Handle	17500	Pairs
	4251	290x61	Lisbona	POV, BAS, B	Mortise Handle	21309	Pairs
	4251	290x61	Lisbona	AO/POV AL/POV	Mortise Handle	33194	Pairs



POV

AO/POV

AL/POV

AV

BAS

BG

B

D

CR

NS

GR



Image	Code	Size	Product	Finish	Description	MRP	Unit
	4340	122x66	Urbino	POV, BAS, B	Mortise Handle	22468	Pairs
	4340	122x66	Urbino	AO/POV AL/POV	Mortise Handle	34093	Pairs
	4341	272x43	Urbino	POV, BAS, B	Mortise Handle	27920	Pairs
	4341	272x43	Urbino	AO/POV AL/POV	Mortise Handle	43424	Pairs
	4351	270x49	Hannover	POV, BAS, B	Mortise Handle	24143	Pairs
	4351/S	270x49	Hannover	OA	Mortise Handle	15983	Pcs
	3078-S	124x64, 48x44	Kiev	POV, BAS, B	Bathroom Knob	12790	Sets
	3078-S WC	124x64, 48x44	Kiev	POV, BAS, B	Bathroom Knob	16627	Sets



Image	Code	Size	Product	Finish	Description	MRP	Unit	
	<b>300</b>	34x34	Pisa	POV, BAS, B	Door Stopper	<b>2427</b>	Pcs	
	<b>311/A</b>	114x114	Galatea	POV, BAS, B	Sx = Right Door Hinges	<b>8910</b>	Pcs	
	<b>311/B</b>	101x101	Galatea	POV, BAS, B		<b>7736</b>	Pcs	
	<b>311/C</b>	114x101	Galatea	POV, BAS, B		<b>10243</b>	Pcs	
	<b>311/D</b>	114x89	Galatea	POV, BAS, B	Dx = Left Door Hinges	<b>10243</b>	Pcs	
	<b>311/E</b>	101x89	Galatea	POV, BAS, B		<b>8897</b>	Pcs	
	<b>311/F</b>	101x76	Galatea	POV, BAS, B		<b>8897</b>	Pcs	
	<b>501/P</b>	109x95	Quito	POV, BAS, B	Hook	<b>6653</b>	Pcs	
	<b>4100/D</b>	250x49	Aosta	POV, BAS, B	Tower Bolt	<b>16194</b>	Pcs	
	<b>4100/D</b>	250x49	Aosta	AO/POV AL/POV	Tower Bolt	<b>24319</b>	Pcs	
	<b>4100/C</b>	300x49	Aosta	POV, BAS, B	Tower Bolt	<b>16632</b>	Pcs	
	<b>4100/C</b>	300x49	Aosta	AO/POV AL/POV	Tower Bolt	<b>26062</b>	Pcs	
	<b>4100/B</b>	350x49	Aosta	POV, BAS, B	Tower Bolt	<b>17024</b>	Pcs	
	<b>4100/B</b>	350x49	Aosta	AO/POV AL/POV	Tower Bolt	<b>27360</b>	Pcs	
	<b>4100/A</b>	400x49	Aosta	POV, BAS, B	Tower Bolt	<b>17252</b>	Pcs	
	<b>4100/A</b>	400x49	Aosta	AO/POV AL/POV	Tower Bolt	<b>29781</b>	Pcs	
	<b>4100 600</b>	600x49	Aosta	POV, BAS, B	Tower Bolt	<b>18541</b>	Pcs	
	<b>4100 900</b>	900x49	Aosta	POV, BAS, B	Tower Bolt	<b>24661</b>	Pcs	
	<b>4199/A</b>	190x42	Limoges	POV, BAS, B	Tower Bolt	<b>15160</b>	Pcs	
	<b>4199/A</b>	190x42	Limoges	AO/POV AL/POV	Tower Bolt	<b>22704</b>	Pcs	
	<b>4199/B</b>	83x42	Limoges	POV, BAS, B	Tower Bolt	<b>3656</b>	Pcs	
	<b>4199/B</b>	83x42	Limoges	AO/POV AL/POV	Tower Bolt	<b>5722</b>	Pcs	
	<b>4199/C</b>	40x42	Limoges	POV, BAS, B	Tower Bolt	<b>2816</b>	Pcs	
	<b>4199/C</b>	40x42	Limoges	AO/POV AL/POV	Tower Bolt	<b>4482</b>	Pcs	
	<b>4199/D</b>	30x42	Limoges	POV, BAS, B	Tower Bolt	<b>2816</b>	Pcs	
	<b>4199/D</b>	30x42	Limoges	AO/POV AL/POV	Tower Bolt	<b>4482</b>	Pcs	
	<b>100cm</b>		Limoges	POV, BAS, B	Tower Bolt Bar	<b>12414</b>	Pcs	
	<b>130cm</b>		Limoges	POV, BAS, B	Tower Bolt Bar	<b>16484</b>	Pcs	
	<b>160cm</b>		Limoges	POV, BAS, B	Tower Bolt Bar	<b>18723</b>	Pcs	
	<b>200cm</b>		Limoges	POV, BAS, B	Tower Bolt Bar	<b>27270</b>	Pcs	
		<b>4101</b>	195x45	Praga	POV, BAS, B	Bathroom Latch	<b>16828</b>	Pcs
		<b>4101</b>	195x45	Praga	AO/POV AL/POV	Bathroom Latch	<b>24066</b>	Pcs



POV

AO/POV

AL/POV

AV

BAS

BG

B

D

CR

NS

GR



Image	Code	Size	Product	Finish	Description	MRP	Unit
	3120	140x170	Stalingrado	POV, BAS, B	Door Knocker	24915	Pcs
	4102	120x70	Sofia	POV, BAS, B	Bathroom Latch	10762	Pcs
	4102	120x70	Sofia	AO/POV AL/POV	Bathroom Latch	16404	Pcs
	4315BY	-	Sofia	POV	Only Keyhole	2125	Pcs
	4329 B	73x73	Norcia	POV, BAS, B	Key Hole	2791	Pcs
	4800	360x75	Capri	POV, BAS, B	Letter Plate	21594	Pcs
	01/TR	36x23	-	POV, BAS, B	Furniture Knob	2312	Pcs
	03/TR	44x18	-	POV, BAS, B	Furniture Knob	1992	Pcs
	04/TR LH	62x25	-	POV, BAS, B	Furniture Knob	2452	Pcs
	04/TR RH	62x25	-	POV, BAS, B	Furniture Knob	2452	Pcs
	06/TR	50x24	-	POV, BAS, B	Furniture Knob	2837	Pcs
	07/TR	45x21	-	POV, BAS, B	Furniture Knob	2348	Pcs
	08/TR	40x26	-	POV, BAS, B	Furniture Knob	2341	Pcs
	09/TR	49x25	-	POV, BAS, B	Furniture Knob	2393	Pcs



Image	Code	Size	Product	Finish	Description	MRP	Unit
	024/B	45x45	-	POV, BAS, B	Furniture Knob	3365	Pcs
	024/C	35x35	-	POV, BAS, B	Furniture Knob	3072	Pcs
	89	145x37	-	POV, BAS, B	Furniture Handle	2399	Pcs
	90	118x34	-	POV, BAS, B	Furniture Handle	1677	Pcs
	91	208x93	-	POV, BAS, B	Furniture Handle	8103	Pcs
	092/A	88x44		POV, BAS, B	Cabinet Pullers	3138	Pcs
	092/B	63x35		POV, BAS, B	Cabinet Pullers	2889	Pcs
	93	157x74	-	POV, BAS, B	Furniture Handle	8632	Pcs
	94	237x102	-	POV, BAS, B	Furniture Handle	6852	Pcs
	0105/A	42x29	Caravaggio	POV, BAS, B	Furniture Knob	3034	Pcs
	0105/A	42x29	Caravaggio	AO/POV AL/POV	Furniture Knob	4420	Pcs
	0105/B	30x25	Caravaggio	POV, BAS, B	Furniture Knob	1843	Pcs
	0105/B	30x25	Caravaggio	AO/POV AL/POV	Furniture Knob	3096	Pcs
	0105/C	25x21	Caravaggio	POV, BAS, B	Furniture Knob	1448	Pcs
	0105/C	25x21	Caravaggio	AO/POV AL/POV	Furniture Knob	2472	Pcs
	416/A	38x17	-	POV, BAS, B	Furniture Knob	1684	Pcs
	416/A	38x17	-	AO/POV AL/POV	Furniture Knob	2385	Pcs
	416/B	25x13	-	POV, BAS, B	Furniture Knob	1269	Pcs
	416/B	25x13	-	AO/POV AL/POV	Furniture Knob	2130	Pcs
	417/A	42x30	Tiziano	POV, BAS, B	Furniture Knob	2624	Pcs
	417/A	42x30	Tiziano	AO/POV AL/POV	Furniture Knob	4193	Pcs
	417/B	35x28	Tiziano	POV, BAS, B	Furniture Knob	2145	Pcs
	417/B	35x28	Tiziano	AO/POV AL/POV	Furniture Knob	3268	Pcs
	417/C	30x16	Tiziano	POV, BAS, B	Furniture Knob	1873	Pcs
	417/C	30x16	Tiziano	AO/POV AL/POV	Furniture Knob	2789	Pcs





POV

AO/POV

AL/POV

AV

BAS

BG

B

D

CR

NS

GR



Image	Code	Size	Product	Finish	Description	MRP	Unit
	429/A	49x62	Masaccio	POV, BAS, B	Furniture Knob	8118	Pcs
	429/A	49x62	Masaccio	AO/POV AL/POV	Furniture Knob	9806	Pcs
	429/B	39x50	Masaccio	POV, BAS, B	Furniture Knob	5762	Pcs
	429/B	39x50	Masaccio	AO/POV AL/POV	Furniture Knob	7993	Pcs
	429/C	31x37	Masaccio	POV, BAS, B	Furniture Knob	4274	Pcs
	429/C	31x37	Masaccio	AO/POV AL/POV	Furniture Knob	5834	Pcs
	430/A	47x34	Leonardo	POV, BAS, B	Furniture Knob	3184	Pcs
	430/A	47x34	Leonardo	AO/POV AL/POV	Furniture Knob	4780	Pcs
	430/B	37x30	Leonardo	POV, BAS, B	Furniture Knob	2504	Pcs
	430/B	37x30	Leonardo	AO/POV AL/POV	Furniture Knob	3839	Pcs
	430/C	30x27	Leonardo	POV, BAS, B	Furniture Knob	1917	Pcs
	430/C	30x27	Leonardo	AO/POV AL/POV	Furniture Knob	2847	Pcs
	432/A	104x31	-	POV, BAS, B	FurnitureHandle	3359	Pcs
	432/A	104x31	-	AO/POV AL/POV	FurnitureHandle	5069	Pcs
	432/B	89x26	-	POV, BAS, B	FurnitureHandle	3209	Pcs
	432/B	89x26	-	AO/POV AL/POV	FurnitureHandle	4888	Pcs
	434/A	42x32	Botticelli	POV, BAS, B	Furniture Knob	2674	Pcs
	434/A	42x32	Botticelli	AO/POV AL/POV	Furniture Knob	4137	Pcs
	434/B	35x30	Botticelli	POV, BAS, B	Furniture Knob	2156	Pcs
	434/B	35x30	Botticelli	AO/POV AL/POV	Furniture Knob	3273	Pcs
	434/C	28x24	Botticelli	POV, BAS, B	Furniture Knob	1717	Pcs
	434/C	28x24	Botticelli	AO/POV AL/POV	Furniture Knob	2646	Pcs
	435/A	40x29	Michelangelo	POV, BAS, B	Furniture Knob	2542	Pcs
	435/A	40x29	Michelangelo	AO/POV AL/POV	Furniture Knob	3668	Pcs
	435/B	35x28	Michelangelo	POV, BAS, B	Furniture Knob	2394	Pcs
	435/B	35x28	Michelangelo	AO/POV AL/POV	Furniture Knob	3268	Pcs
	435/C	30x24	Michelangelo	POV, BAS, B	Furniture Knob	1862	Pcs
	435/C	30x24	Michelangelo	AO/POV AL/POV	Furniture Knob	2516	Pcs
	435/D	25x21	Michelangelo	POV, BAS, B	Furniture Knob	1478	Pcs
	435/D	25x21	Michelangelo	AO/POV AL/POV	Furniture Knob	2114	Pcs
	435/E	20x19	Michelangelo	POV, BAS, B	Furniture Knob	1276	Pcs
	435/E	20x19	Michelangelo	AO/POV AL/POV	Furniture Knob	1900	Pcs
	436/A	40x29	Raffaello	POV, BAS, B	Furniture Knob	2608	Pcs
	436/A	40x29	Raffaello	AO/POV AL/POV	Furniture Knob	3623	Pcs
	436/B	35x28	Raffaello	POV, BAS, B	Furniture Knob	2368	Pcs
	436/B	35x28	Raffaello	AO/POV AL/POV	Furniture Knob	3129	Pcs
	436/C	30x24	Raffaello	POV, BAS, B	Furniture Knob	1992	Pcs
	436/C	30x24	Raffaello	AO/POV AL/POV	Furniture Knob	2793	Pcs
	436/D	25x21	Raffaello	POV, BAS, B	Furniture Knob	1628	Pcs
	436/D	25x21	Raffaello	AO/POV AL/POV	Furniture Knob	2321	Pcs
	436/E	20x18	Raffaello	POV, BAS, B	Furniture Knob	1242	Pcs
	436/E	20x18	Raffaello	AO/POV AL/POV	Furniture Knob	1911	Pcs



Image	Code	Size	Product	Finish	Description	MRP	Unit	
	438/A	127x50	-	POV, BAS, B	FurnitureHandle	2387	Pcs	
	438/A	127x50	-	AO/POV AL/POV	FurnitureHandle	4323	Pcs	
	438/B	95x36	-	POV, BAS, B	FurnitureHandle	1644	Pcs	
	438/B	95x36	-	AO/POV AL/POV	FurnitureHandle	3171	Pcs	
	439/A	135x57	-	POV, BAS, B	FurnitureHandle	3219	Pcs	
	439/A	135x57	-	AO/POV AL/POV	FurnitureHandle	5349	Pcs	
	439/B	100x42	-	POV, BAS, B	FurnitureHandle	1774	Pcs	
	439/B	100x42	-	AO/POV AL/POV	FurnitureHandle	3445	Pcs	
	440/A	122x42	-	POV, BAS, B	FurnitureHandle	2291	Pcs	
	440/A	122x42	-	AO/POV AL/POV	FurnitureHandle	3968	Pcs	
	440/B	88x25	-	POV, BAS, B	FurnitureHandle	1677	Pcs	
	440/B	88x25	-	AO/POV AL/POV	FurnitureHandle	3080	Pcs	
	440/C	60x18	-	POV, BAS, B	FurnitureHandle	1478	Pcs	
	440/C	60x18	-	AO/POV AL/POV	FurnitureHandle	2688	Pcs	
		1933/A	145x46	-	POV, BAS, B	SX = Left DX = Right	3391	Pcs
		1933/A	145x46	-	AO/POV AL/POV		5601	Pcs
1933/B		110x36	-	POV, BAS, B	2257		Pcs	
1933/B		110x36	-	AO/POV AL/POV	3999		Pcs	
	20/B	31x23	-	POV, BAS, B	Key Hole	724	Pcs	
	20/B	31x23	-	AO/POV AL/POV	Key Hole	1262	Pcs	
	32	47x33	-	POV, BAS, B	Key Hole	1057	Pcs	
	45	98x28	-	POV, BAS, B	Key Hole	1223	Pcs	
	52	63x43	-	POV, BAS, B	Key Hole	1311	Pcs	



POV

AO/POV

AL/POV

AV

BAS

BG

B

D

CR

NS

GR



Image	Code	Size	Product	Finish	Description	MRP	Unit
	80	105x33	-	POV, BAS, B	Key Hole	2118	Pcs
	81	95x66	-	POV	Key Hole	2955	Pcs
	6	75x75	-	POV, BAS, B	Furniture Nail	1659	Pcs
	7	130x30	-	POV, BAS, B	Furniture Nail	1781	Pcs
	68	230x44	-	POV, BAS, B	Furniture Nail	7191	Pcs
	75	263x57	-	POV, BAS, B	Furniture Nail	10741	Pcs
	85	152x34	-	POV, BAS, B	Furniture Nail	2689	Pcs
	26/C	110x95	-	POV, BAS, B	Furniture Nail	1632	Pcs
	26/F	344x11	-	POV, BAS, B	Furniture Nail	2441	Pcs
	34	115x60	-	POV, BAS, B	Furniture Nail	3992	Pcs
	35	55x55	-	POV, BAS, B	Furniture Nail	1582	Pcs



POV

AO/POV

AL/POV

AV

BAS

BG

B

D

CR

NS

GR



Image	Code	Size	Product	Finish	Description	MRP	Unit
	36	185x90	-	POV, BAS, B	Furniture Nail	6161	Pcs
	39	414x7	-	POV, BAS, B	Furniture Nail	2233	Pcs
	40 RH Dx	110x110	-	POV, BAS, B	Furniture Nail	3456	Pcs
	41	305x110	-	POV, BAS, B	Furniture Nail	9654	Pcs
	44	570x27	-	POV, BAS, B	Furniture Nail	5881	Pcs
	56	107x72	-	POV, BAS, B	Furniture Nail	3456	Pcs
	57	60x48	-	POV, BAS, B	Furniture Nail	1743	Pcs
	59	190x74	-	DOR	Furniture Nail	5296	Pcs
	60/A	42	-	POV, BAS, B	Furniture Nail	1255	Pcs

POV	AO/POV	AL/POV	AV	BAS	BG	B	D	CR	NS	GR	Image	Code	Size	Product	Finish	Description	MRP	Unit
												<b>60/B</b>	27	-	POV, BAS, B	Furniture Nail	<b>872</b>	Pcs
												<b>61/A</b>	39	-	POV, BAS, B	Furniture Nail	<b>1650</b>	Pcs
												<b>61/B</b>	33	-	POV, BAS, B	Furniture Nail	<b>1148</b>	Pcs
												<b>62</b>	230x64	-	POV, BAS, B	Furniture Nail	<b>7324</b>	Pcs
												<b>64</b>	183x65	-	POV, BAS, B	Furniture Nail	<b>4733</b>	Pcs
												<b>65</b>	216x51	-	POV, BAS, B	Furniture Nail	<b>6037</b>	Pcs
												<b>71</b>	278x47	-	POV, BAS, B	Furniture Nail	<b>4369</b>	Pcs
												<b>82</b>	111x37	-	POV, BAS, B	Furniture Nail	<b>2359</b>	Pcs
												<b>84</b>	58x24	-	POV, BAS, B	Furniture Nail	<b>1827</b>	Pcs
												<b>0109</b>	97x262	-	POV, BAS, B	Furniture Nail	<b>3924</b>	Pcs
												<b>0150/A</b>	42	-	POV, BAS, B	Furniture Nail	<b>1366</b>	Pcs
												<b>0150/B</b>	30	-	POV, BAS, B	Furniture Nail	<b>872</b>	Pcs
												<b>0150/C</b>	20	-	POV, BAS, B	Furniture Nail	<b>827</b>	Pcs
												<b>7201/A</b>	600x95	Calliope	POV, BAS, B	Towel Bar	<b>22338</b>	Pcs
												<b>7203</b>	365x95	Calliope	POV, BAS, B	Napkin Bar	<b>14105</b>	Pcs
												<b>7204</b>	100x95	Calliope	POV, BAS, B	Soap Dispenser	<b>21082</b>	Pcs



POV

AO/POV

AL/POV

AV

BAS

BG

B

D

CR

NS

GR



Image	Code	Size	Product	Finish	Description	MRP	Unit
	7205	190x95	Calliope	POV, BAS, B	Soap Dish	17505	Pcs
	7206	100x172x95	Calliope	POV, BAS, B	Soap Dish	17505	Pcs
	7207	195x95	Calliope	POV, BAS, B	Paper Roll Holder	13496	Pcs
	7208	50x40	Calliope	POV, BAS, B	Robe Hook	10056	Pcs
	7210	205x160	Calliope	POV, BAS, B	Towel Ring	29357	Pcs
	7211	410x190	Calliope	POV, BAS, B	Wall Toilet Brush Holder	34342	Pcs
	7211	410x190	Calliope	CR	Wall Toilet Brush Holder	36955	Pcs
	7217	680	Calliope	POV, BAS, B	Full Bar Set	76599	Pcs
	7227	220X285	Calliope	BAS	Shelf	14667	Pcs



Image	Code	Product	Size	Finish	Description	MRP	Unit
	2000 SB	Tudor	145x50	NL	Mortise Handle	19200	Pairs
	2000 SB	Tudor	145x50	OCL	Mortise Handle	21563	Pairs
	2010 SB	Borromeo	145x50	OCS	Mortise Handle	25930	Pairs
	2010 SB	Borromeo	145x50	ETR	Mortise Handle	21400	Pairs
	2020 SB	Borbone	144x50	OCS	Mortise Handle	20976	Pairs
	2603	Borromeo	365-300	NL	Main Door Handle	20780	Pcs.
	2603	Borromeo	365-300	OCL	Main Door Handle	24244	Pcs.
	2605	Borbone	350-300	OCS	Main Door Handle	24244	Pcs.
	2600	Deco	402-300	BG	Main Door Handle	27581	Pcs.
		Deco	402-300	NS/NL		26945	Pcs.
	2607	Deco	262-200	BG	Main Door Handle	21111	Pcs.
		Deco	262-200	NS/NL		20526	Pcs.
	2810A	Deco	41x23	BG	Furniture Knob	3186	Pcs.
	2810B	Deco	37x19	BG	Furniture Knob	2712	Pcs.
	2811A	Deco	128-158	BG	FurnitureHandle	5424	Pcs.
	2811B	Deco	96-126	BG	FurnitureHandle	4674	Pcs.
	2812A	Fresia	42-33	BG	Furniture Knob	3081	Pcs.
	2812B	Fresia	37-30	BG	Furniture Knob	2836	Pcs.
	2813A	Fresia	128-175	BG	FurnitureHandle	5062	Pcs.
	2813B	Fresia	96-143	BG	FurnitureHandle	4226	Pcs.
	2814	Casati	423-300	ETR	Main Door Handle	30964	Pcc
	2815	Cipriani	283-200	BG	Main Door Handle	21170	Pcs.

NL

OL

BG

ETR

OCS

OCL

CR



Image	Code	Product	Size	Finish	Description	MRP	Unit
	<b>2906</b>	Borbone	120x75	BG	Door Hinges	<b>10327</b>	Pairs
	<b>3010 SB</b>	Sforza	145x50	NL	Mortise Handle	<b>24542</b>	Pairs
	<b>3011-S</b>	Sforza	315x60	ETR	Mortise Handle	<b>15297</b>	Pairs
	<b>3011-S</b>	Sforza	315x60	OCS	Mortise Handle	<b>19109</b>	Pairs
	<b>3335 SB</b>	Deco	122x42	NL	Mortise Handle	<b>21054</b>	Pairs
	<b>3335 SB</b>	Deco	122x42	ETR	Mortise Handle	<b>19822</b>	Pairs
	<b>3250 SB</b>	Cassia	123x50	ETR	Mortise Handle	<b>14943</b>	Pairs
	<b>3250 SB</b>	Cassia	123x50	OCL	Mortise Handle	<b>17062</b>	Pairs
	<b>3255</b>	Fresia	125x68	BG	Mortise Handle	<b>24165</b>	Pairs
	<b>3255</b>	Fresia	125x68	OCS	Mortise Handle	<b>23606</b>	Pairs
	<b>3256</b>	Fresia	257x123	BG	Mortise Handle	<b>30264</b>	Pairs
	<b>3256</b>	Fresia	257x123	OCS	Mortise Handle	<b>29586</b>	Pairs
	<b>4326B</b>	Ascot	400x90	BG	Main Door Handle	<b>34896</b>	Pcs.
		Ascot	400x90	OL		<b>33234</b>	Pcs.
	<b>4480</b>	Diamante	140X70	CR	Mortise Handle	<b>68251</b>	Pairs
	<b>4870</b>	Anatomica	150x80	CR	Mortise Handle	<b>30290</b>	Pairs
	<b>4871</b>	Anatomica on Plate	250x45	CR	Mortise Handle	<b>37436</b>	Pairs
	<b>4874</b>	Anatomica	250x75x50	NS/NL	Main Door Handle	<b>28168</b>	Pcs.
		Anatomica		CR		<b>27226</b>	Pcs.



NL

OL

BG

ETR

OCS

OCL

CR



Image	Code	Product	Size	Finish	Description	MRP	Unit
	<b>6010</b>	Tilia	140X70	CR	Mortise Handle	<b>15740</b>	Pairs
	<b>6054/A</b>	Timo	353x85 x22	NS/NL	Main Door Handle	<b>19366</b>	Pcs.
		Timo		CR		<b>17960</b>	Pcs.
	<b>6090</b>	Infinito	150x50	CR	Mortise Handle	<b>27667</b>	Pairs
				NS	Mortise Handle	<b>27898</b>	Pairs
	<b>6095</b>	Papillon	131x56	CR	Mortise Handle	<b>26447</b>	Pairs
	<b>6099+ 5012 Keyhole</b>	Papillon	67x72	CR	Main Door Knob	<b>16848</b>	Pcs.
		Papillon		NS	Main Door Knob	<b>15266</b>	Pcs.
	<b>6110</b>	Flap	134x67	CR	Mortise Handle	<b>14425</b>	Pairs
	<b>6100</b>	Plisse	142x75	CR	Mortise Handle	<b>29931</b>	Pairs
	<b>6130</b>	Wave	155x57	CR	Mortise Handle	<b>20831</b>	Pairs
	<b>6135</b>	Tube	155x50	GR/ST	Mortise Handle	<b>18944</b>	Pairs
	<b>6139</b>	Tube	350x50	HGR	Main Door Handle	<b>33069</b>	Pcs.
	<b>6150</b>	Mabelle	137x52	CR	Mortise Handle	<b>18944</b>	Pairs
	<b>6150</b>	Mabelle	137x52	H-GR	Mortise Handle	<b>26808</b>	Pairs
	<b>6155</b>	Reflex	135x59	CR	Mortise Handle	<b>17668</b>	Pairs
	<b>6165</b>	Wood	133x58	CR	Mortise Handle	<b>15226</b>	Pairs

NL

OL

BG

ETR

OCS

OCL

CR



Image	Code	Product	Size	Finish	Description	MRP	Unit
	6165	Wood	133x58	H-GR	Mortise Handle	22894	Pairs
	6162	Life	138x63	CR	Mortise Handle	10652	Pairs
	6162	Life	138x63	H-GR	Mortise Handle	15166	Pairs
	6185	Lift	142x65	CR	Mortise Handle	17141	Pairs
	6185	Lift	142x65	H-GR	Mortise Handle	24851	Pairs
	6190	Wing	135x77	CR	Mortise Handle	17395	Pairs
	6190	Wing	135x77	H-GR	Mortise Handle	24068	Pairs
	6195	Flow	148x60	CR	Mortise Handle	17020	Pairs
	6195	Flow	148x60	H-GR	Mortise Handle	24655	Pairs
	6225	Spoon	139x64	HGR	Mortise Handle	30330	Pairs
	6225	Spoon	139x64	CR	Mortise Handle	19423	Pairs
	6229	Spoon	436x26	HGR	Main Door Handle	36200	Pcs.
	6230	Trace	145x60	HGR	Mortise Handle	27590	Pairs
	6233A	Trace	420x19	HGR	Main Door Handle	24655	Pcs.
	6233B	Trace	320x19	CR	Main Door Handle	16437	Pcs.

NL

OL

BG

ETR

OCS

OCL

CR



Image	Code	Product	Size	Finish	Description	MRP	Unit
	8012	Eolica	240x50	POV, BAS, B	Mortise Handle	68295	Pairs
	8021	Eolica	250x90x65	POV, BAS, B	Main Door Handle	45532	Pcs.
	8026	Ammonite	280x53	POV	Mortise Handle	47423	Pairs
	8031	Encrinus	263x50	POV	Mortise Handle	47330	Pairs
	9001	Queen	95x65	POV, BAS, B	Key Hole	3407	Pcs.
	9006	Queen	250x50	POV, BAS, B	Mortise Handle	28636	Pairs
	M3		Mounting grab bars singles c/roses			2057	Sets
	M4		Mounting grab bars in pairs c/roses			2002	Sets
	M5		Mounting grab bars singles c/roses			1920	Sets
	M6		Mounting grab bars singles c/roses			2149	Sets
	M7		Mounting Grab Fixtures for Wooden Back to			1756	Sets
	M8		Mounting Grab Fixtures for Wooden Single			1920	Sets
	M9		Mounting Grab Fixtures for Wooden Single			1198	Sets
	M14		Mounting Grab Fixtures for Glass Back to Back			1061	Sets
	M15		Mounting Grab Fixtures for Glass Single (Back			1920	Sets

Please select one of this type of wooden door fixing systems for the above pull handles

Please select one of this type of glass door fixing systems for the above pull handles

# Patch & Manet Fittings

New Additions

Limited Edition



As per Order



Best Sellers



Image	Code	Description	Material	Size/Weight	Finish	MRP	Unit
<b>75-100Kg Floor spring - 5 lac Cycle Tested - 7 years warranty</b>							
	<b>GH1312G</b>	Floor Spring Center Hung 90 Degree Stop-Device Door Hold Open 116-180 Double Speed Adjustment Hold at any position Height & Lateral Adjustment Single Spring EN2-4 Max Door Width 950mm	7 Year Warranty	75-100Kg Door Weight	SS	<b>3500</b>	Pcs.
	<b>DH1231A</b> <b>DH1231B</b>	1231A Wooden door Top pivot & 1231B Bottom pivot				<b>400</b>	Set
	<b>Total</b>						<b>3900</b>
<b>90-150Kg Floor spring - 5 lac Cycle Tested - 7 years warranty</b>							
	<b>GH1331G</b>	Floor Spring Center Hung 90 Degree Stop-Device Door Width 1200mm Hold Open 116-180 Double Speed Adjustment Hold at any position Height & Lateral Adjustment SS Cover with Base Double Spring EN4-6 Max Door Width 1250mm	7 Year Warranty	90-150Kg Door Weight	SS	<b>4850</b>	Pcs.
	<b>DH1231A</b> <b>DH1231B</b>	Wooden door Top pivot & Bottom pivot				<b>400</b>	Set
	<b>Total</b>						<b>5250</b>
<b>Connectors for Floor Springs</b>							
	<b>GH1227</b>	Bottom Insert for Dorma Floor Spring Suitable for GH1201, GH1251				<b>450</b>	Pcs.
	<b>GH1228</b>	Bottom Insert for New Star Floor Spring Suitable for GH1201, GH1251				<b>450</b>	Pcs.
	<b>GH1230</b>	Bottom Insert for Cisa/Mab Floor Spring Suitable for GH1201, GH1251				<b>450</b>	Pcs.
<b>Door Pivot Fixing System</b>							
	<b>GH1223A</b>	<b>Free flow Floor Pivot</b> Suitable for Glass or wooden doors, Anywhere stop system without spring action, Suitable for Pag GH1201 & GH1251 fixed pivot for top patch can be used in case there is no frame support on top of wooden or glass door, but only a fixed glass on the side, Larger L Type Clamp to 12mm	St. Steel		SS	<b>700</b>	Pcs.
	<b>GH1242</b>		St. Steel		Solid SS	<b>2400</b>	Pcs.
<b>Hydraulic Patch Floor Spring - 5 lac Cycle Tested - 5 years warranty</b>							
	<b>GH1342</b> ★	Non-Digging Hydraulic Patch Max Door Width 1000mm Adjustable Closing Speed	SS	100Kg (10-15mm)	SS	<b>7000</b>	Sets
	<b>GHS20 100kg</b>	GH1202 SS Top Patch			SS	<b>1100</b>	Pcs.
		GH1206 SS Bottom Corner Lock			SS	<b>2400</b>	Pcs.
		GH1224A Top pivot			SS	<b>250</b>	Pcs.
<b>Total</b>						<b>10750</b>	<b>Set</b>
	<b>GH1343</b>	Suitable Door Weight: Max 120 kg Hold-Open: Position between 90-180 Material: Aluminum body with Matt Finish Suitable Door Width: 700~1100mm Suitable Door thickness: 8~15mm Quick And Easy installation Cycles Tested 5,00,000			120Kg	<b>9000</b>	Pc
	<b>GHS21 100kg</b>	GH1202 SS Top Patch			SS	<b>1100</b>	Pcs.
		GH1206 SS Bottom Corner Lock			SS	<b>2400</b>	Pcs.
		GH1224A Top pivot			SS	<b>250</b>	Pcs.
<b>Total</b>						<b>12750</b>	<b>Set</b>

# Patch & Manet Fittings

New Additions

Limited Edition



As per Order



Best Sellers



Image	Code	Description	Material	Size/Weight	Finish	MRP	Unit
<b>Standard Patch Fittings</b>							
	<b>GH1201</b>	Bottom Patch 10 to 12mm Glass	Steel +SS304 Cover		CP	<b>1200</b>	Pcs.
					SS	<b>1100</b>	Pcs.
	<b>GH1202</b>	10 to 12mm Glass To Match with Top Pivot GH1224A	Steel +SS304 Cover		CP	<b>1200</b>	Pcs.
					SS	<b>1100</b>	Pcs.
	<b>GH1203</b>	Over Panel Patch for GH1202 10 to 12mm Glass	Steel +SS304 Cover		CP	<b>1200</b>	Pcs.
					SS	<b>1100</b>	Pcs.
	<b>GH1204</b>	Over Panel Patch Wall Fixing for GH1202 10 to 12mm Glass	Steel +SS304 Cover		CP	<b>1500</b>	Pcs.
					SS	<b>1400</b>	Pcs.
	<b>GH1205</b>	Over & Side Panel for GH1202 10 to 12mm Glass	Steel +SS304 Cover		CP	<b>2300</b>	Pcs.
					SS	<b>2100</b>	Pcs.
	<b>GH1206</b>	Corner Lock With Cylinder 10 to 12mm Glass	Steel +SS304 Cover		CP	<b>2600</b>	Pcs.
					SS	<b>2400</b>	Pcs.
	<b>GH1245</b>	<b>Easy to Install Corner Lock</b> Glass Thickness 10 to 12mm Glass Bolt Depth 15mm Bolt Dia 12mm With bottom dust proof bolt socket	Steel +SS304 Cover		SS	<b>3000</b>	Pcs.
	<b>GH1208</b>	Strike Box for GH1206 For using 1206 as center lock 10 to 12mm Glass	Steel +SS304 Cover		CP	<b>1000</b>	Pcs.
					SS	<b>980</b>	Pcs.
	<b>GH1224A</b>	Upper Ceiling Pivot for GH1202	St. Steel		SS	<b>250</b>	Pcs.
	<b>GH1209</b>	Wall Mount Connector 10 to 12mm Glass	Steel +SS304 Cover		CP	<b>850</b>	Pcs.
					SS	<b>750</b>	Pcs.
	<b>GH1210</b>	Wall Mount Connector 10 to 12mm Glass	Steel +SS304 Cover		CP	<b>1000</b>	Pcs.
					SS	<b>900</b>	Pcs.
	<b>GH1212</b>	4 Way Connector 10 to 12mm Glass	Steel +SS304 Cover		CP	<b>2200</b>	Pcs.
					SS	<b>2200</b>	Pcs.
	<b>GH1246</b>	Restrict glass to open on one side only L Connector For Single Action Glass Thickness 10 to 12mm Glass	SS304		SS	<b>1800</b>	Pcs.

# Patch & Manet Fittings

New Additions

Limited Edition



As per Order



Best Sellers



Image	Code	Description	Material	Size/Weight	Finish	MRP	Unit
<b>Patch Fittings &amp; Floor Spring Complete Set</b>							
	☆ <b>GHS01</b> 75-100Kg	GH1312G SS 75-100kg Floor Spring				<b>3500</b>	Pcs.
		GH1201 SS Bottom Patch				<b>1100</b>	Pcs.
		GH1202 SS Top Patch				<b>1100</b>	Pcs.
		GH1206 SS Bottom Corner Lock				<b>2400</b>	Pcs.
		GH1224A Top pivot				<b>250</b>	Pcs.
	<b>Total</b>					<b>8350</b>	<b>Set</b>
		<b>GHS02</b> 90-150Kg	GH1331G SS 90-150kg Floor Spring				<b>4850</b>
GH1201 SS Bottom Patch						<b>1100</b>	Pcs.
GH1202 SS Top Patch						<b>1100</b>	Pcs.
GH1206 SS Bottom Corner Lock						<b>2400</b>	Pcs.
GH1224A Top pivot						<b>250</b>	Pcs.
<b>Total</b>					<b>9700</b>	<b>Set</b>	
<b>SS304 Solid Patch Fitting Systems</b>							
	<b>GH1232</b>	Bottom Patch 8 to 12mm Match with GH1312G/GH1331G Spring	SS304	80Kgs.	Solid SS	<b>1800</b>	Pcs.
	<b>GH1233</b>	Top Patch 8 to 12mm for Top Pivot GH1224B	SS304	80Kgs.	Solid SS	<b>1800</b>	Pcs.
	<b>GH1234</b>	Over Panel for GH1233 8 to 12mm	SS304	80Kgs.	Solid SS	<b>1800</b>	Pcs.
	<b>GH1236</b>	L Corner for GH1233 8 to 12mm	SS304	80Kgs.	Solid SS	<b>3300</b>	Pcs.
	<b>GH1237</b>	Double Door Top Fitting for GH1233 8 to 12mm	SS304	80Kgs.	Solid SS	<b>4100</b>	Pcs.
	<b>GH1239</b>	Left L Corner With Fin for GH1233 8 to 2mm	SS304	80Kgs.	Solid SS	<b>5200</b>	Pcs.
	<b>GH1241</b>	Lock With Cylinder 8 to 12m	SS304	80Kgs.	Solid SS	<b>4800</b>	Pcs.
	<b>GH1224B</b>	Upper Ceiling Pivot for GH1233	St. Steel		SS	<b>250</b>	Pcs.
<b>SS304 Solid Patch Fitting Sets</b>							
	<b>GHS07</b> 75-100Kg	GH1312G SS 75-100kg Floor Spring				<b>3500</b>	Pcs.
		GH1232 SS Bottom Patch				<b>1800</b>	Pcs.
		GH1233 SS Top Patch				<b>1800</b>	Pcs.
		GH1241 SS Bottom Corner Lock				<b>4800</b>	Pcs.
		GH1224B Top pivot				<b>250</b>	Pcs.
	<b>Total</b>					<b>12150</b>	<b>Set</b>
	<b>GHS08</b> 90-150Kg	GH1331G SS 90-150kg Floor Spring				<b>4850</b>	Pcs.
		GH1232 SS Bottom Patch				<b>1800</b>	Pcs.
		GH1233 SS Top Patch				<b>1800</b>	Pcs.
		GH1241 SS Bottom Corner Lock				<b>4800</b>	Pcs.
		GH1224B Top pivot				<b>250</b>	Pcs.
<b>Total</b>					<b>13500</b>	<b>Set</b>	

# Patch & Manet Fittings

New Additions

Limited Edition



As per Order



Best Sellers



Image	Code	Description	Material	Size/Weight	Finish	MRP	Unit	
<b>Curve Patch</b>								
	<b>GH1251</b>	Bottom Patch Glass Thickness 10 to12mm	ALU/SS		SS	<b>1200</b>	Pcs.	
	<b>GH1252</b>	Top Patch Glass Thickness 10 to12mm	ALU/SS		SS	<b>1200</b>	Pcs.	
	<b>GH1253</b>	Over & Side Panel Patch Glass Thickness 10 to12mm	ALU/SS		SS	<b>2400</b>	Pcs.	
	<b>GH1254</b>	Patch Lock Glass Thickness10 to12mm	ALU/SS		SS	<b>2800</b>	Pcs.	
	<b>GH1255</b>	Over Panel Patch Glass Thickness 10 to12mm	ALU/SS		SS	<b>1300</b>	Pcs.	
	<b>GH1224A</b>	Upper Ceiling Pivot for GH1202/GH1252	St. Steel		SS	<b>250</b>	Pcs.	
	☆ <b>GHS04</b> 75-100Kg	GH1312G SS 75-100Kg Floor Spring					<b>3500</b>	Pcs.
		GH1251 SS Bottom Patch					<b>1200</b>	Pcs.
		GH1252 SS Top Patch					<b>1200</b>	Pcs.
		GH1254 SS Bottom Corner Lock					<b>2600</b>	Pcs.
		GH1224A Top pivot					<b>250</b>	Pcs.
<b>Total</b>						<b>8750</b>	<b>Set</b>	
	<b>GHS05</b> 90-150Kg	GH1331G SS 90-150kg Floor Spring					<b>4850</b>	Pcs.
		GH1251 SS Bottom Patch					<b>1200</b>	Pcs.
		GH1252 SS Top Patch					<b>1200</b>	Pcs.
		GH1254 SS Bottom Corner Lock					<b>2600</b>	Pcs.
		GH1224A Top pivot					<b>250</b>	Pcs.
<b>Total</b>						<b>10100</b>	<b>Set</b>	
<b>Glass Side Fixing Hinges Systems</b>								
	<b>GH1305B</b>	Wall to Glass Manet Hinge (Screw Fixing) 10 to12mm Glass	SS304	45Kg	SS	<b>4200</b>	Pairs	
	<b>GH1306</b>	Wall to Glass Manet Hinge 10 to12mm Glass	SS304	40Kg	SS	<b>3600</b>	Pairs	

# Patch & Manet Fittings

New Additions

Limited Edition



As per Order



Best Sellers



Image	Code	Description	Material	Size/Weight	Finish	MRP	Unit
<b>Manet Solid Patch Fittings</b>							
	<b>GH1392</b>	Top Pivot 8 to 12mm Glass	SS304		SS	<b>3000</b>	Pcs.
	<b>GH1393</b>	Bottom Pivot 8 to 12mm Glass	SS304		SS	<b>3000</b>	Pcs.
	<b>GH1394</b>	Over Panel Pivot 8 to 12mm Glass	SS304		SS	<b>3400</b>	Pcs.
	<b>GH1395</b>	T Type Over Panel 8 to 12mm Glass	SS304		SS	<b>5400</b>	Pcs.
	<b>GH1396</b>	Over Panel / Side Connector With Pivot 8 to 12mm Glass	SS304		SS	<b>6600</b>	Pcs.
	<b>GH1397</b>	Over Panel Connector 8 to 12mm Glass	SS304		SS	<b>4000</b>	Pcs.
	<b>GH1398</b>	Over Panel Connector With Stopper 8 to 12mm Glass	SS304		SS	<b>4400</b>	Pcs.
	<b>GH1399</b>	Restrict glass to open on one side +C103only Over Panel Glass Stopper For Single Action Glass Thickness 10 to 12mm Glass	St. Steel		SS	<b>900</b>	Pcs.
	<b>GH1400</b>	Restrict glass to open on one side only Wall to Glass For Single Action Glass Thickness 10 to 12mm Glass Suitable for all type of glass series	St. Steel		SS	<b>700</b>	Pcs.
	<b>GH1224D</b>	Upper Ceiling Pivot for GH1392	St. Steel		SS	<b>250</b>	Pcs.



# Patch & Manet Fittings

New Additions

Limited Edition



As per Order

Best Sellers



Image	Code	Description	Material	Size/Weight	Finish	MRP	Unit
	<b>GHS10 75-100Kg</b>	GH1312G SS 75-100Kg Floor Spring				<b>3500</b>	Pcs.
		GH1392 SS Bottom Patch				<b>3000</b>	Pcs.
		GH1393 SS Top Patch				<b>3000</b>	Pcs.
		GH1318 SS Bottom Corner Lock				<b>1380</b>	Pcs.
		1224D Top pivot				<b>250</b>	Pcs.
		<b>Total</b>					<b>11130</b>
	<b>GHS11 90-150Kg</b>	GH1331G SS 90-150kg Floor Spring				<b>4850</b>	Pcs.
		GH1392 SS Bottom Patch				<b>3000</b>	Pcs.
		GH1393 SS Top Patch				<b>3000</b>	Pcs.
		GH1318 SS Bottom Corner Lock				<b>1380</b>	Pcs.
		GH1224D Top pivot				<b>250</b>	Pcs.
		<b>Total</b>					<b>12480</b>

## Heavy Manet Solid Patch Fitting System

	★	<b>GH1401</b>	Top Pivot Pole 8 to12mm Glass	SS304	100Kgs.	SS	<b>4500</b>	Pcs.
	★	<b>GH1402</b>	Floor Pivot Pole 8 to12mm Glass Weight	SS304	100Kgs.	SS	<b>4500</b>	Pcs.
		<b>GH1404</b>	Pivot Bearing Over Panel Connector 10 to12mm Glass	SS304		SS	<b>4500</b>	Pcs.
		<b>GH1405 L/R</b>	Pivot Bearing Over Panel/Sidelight Connector 10 to12mm Glass	SS304		SS	<b>9500</b>	Pcs.
		<b>GH1406</b>	Over Panel/Sidelight Connector 10 to12mm Glass	SS304		SS	<b>6000</b>	Pcs.
		<b>GH1224E</b>	Upper Ceiling Pivot for GH1401	St. Steel		SS	<b>250</b>	Pcs.

# Patch & Manet Fittings

New Additions

Limited Edition











As per Order



Best Sellers



Image	Code	Description	Material	Size/Weight	Finish	MRP	Unit
	<b>GHS13</b> <b>75-100Kg</b>	GH1312G SS 75-100kg Floor Spring				<b>3300</b>	Pcs.
		GH1402 SS Bottom Patch				<b>4500</b>	Pcs.
		GH1401 SS Top Patch				<b>4500</b>	Pcs.
		GH1318 SS Bottom Corner Lock				<b>1380</b>	Pcs.
		GH1224E Top pivot				<b>250</b>	Pcs.
		<b>Total</b>					<b>13930</b>
	<b>GHS14</b> <b>90-150Kg</b>	GH1331G SS 90-150Kg Floor Spring				<b>4850</b>	Pcs.
		GH1402 SS Bottom Patch				<b>4500</b>	Pcs.
		GH1401 SS Top Patch				<b>4500</b>	Pcs.
		GH1318 SS Bottom Corner Lock				<b>1380</b>	Pcs.
		GH1224E Top pivot				<b>250</b>	Pcs.
		<b>Total</b>					<b>15480</b>
<b>Solid Manet Glass Connectors</b>							
 ★	<b>GH1408</b>	Glass to Glass Connector 8 to 12mm Glass	SS304	60mm	SS	<b>1500</b>	Pcs.
				82mm	SS	<b>1550</b>	Pcs.
				103mm	SS	<b>1600</b>	Pcs.
	<b>GH1409</b>	Wall to Glass Connector 8 to 12mm Glass	SS304	60mm	SS	<b>1575</b>	Pcs.
				82mm	SS	<b>1625</b>	Pcs.
				103mm	SS	<b>1675</b>	Pcs.
	<b>GH1410</b>	Wall to Glass Connector 8 to 12mm Glass	SS304	75mm	SS	<b>1400</b>	Pcs.
				103mm	SS	<b>1500</b>	Pcs.
	<b>GH1411</b>	Clamp Connector 8 to 12mm Glass	SS304	60mm	SS	<b>2600</b>	Pcs.
				82mm	SS	<b>2800</b>	Pcs.
				103mm	SS	<b>3000</b>	Pcs.
	<b>GH1461</b>	180 Wall to Double Glass Clamp Connector 8 to 12mm Glass	SS Steel	60mm	SS	<b>2400</b>	Pcs.
				82mm	SS	<b>2600</b>	Pcs.
				103mm	SS	<b>2800</b>	Pcs.
	<b>GH1438</b>	Installation & Back Out Tool	AL		SS	<b>525</b>	Pcs.

Image	Code	Description	Material	Size/Weight	Finish	MRP	Unit
<b>Glass Locks</b>							
 ★	<b>MHA0132</b>	With Lock (Push Button Bottom Lock with 3 Keys)	SS304	1500/35mm	SS	<b>19100</b>	Pairs
	<b>GH1219</b>	Corner Latch 10 to 12mm Glass	Steel +SS304 Cover		SS	<b>1500</b>	Pcs.
	<b>GH1220</b>	Strike Box For 1219 10 to 12mm Glass	Steel +SS304 Cover		SS	<b>1100</b>	Pcs.
	<b>GH1221</b>	Patch Lock With Bolt Latch & Cylinder 10 to 12mm Glass	Steel +SS304 Cover		SS	<b>3300</b>	Pcs.
	<b>GH1222</b>	Strike Box For 1221 10 to 12mm Glass	Steel +SS304 Cover		SS	<b>2000</b>	Pcs.
	<b>GH1407</b>	Bolt Guide	St. Steel		AB	<b>850</b>	Pcs.
					SS	<b>600</b>	Pcs.
	<b>GH1301 L/R</b>	Single Door Zinc Lock With Cylinder 10 to 12mm Glass Right	Zinc+SS		SS	<b>5000</b>	Sets
	<b>GH1302 L/R</b>	Double Door Glass to Glass Zinc Lock With Cylinder 10 to 12mm Glass Left, Right	Zinc+SS		SS	<b>7500</b>	Sets

# Patch & Manet Fittings

New Additions

Limited Edition



As per Order



Best Sellers



Image	Code	Description	Material	Size/Weight	Finish	MRP	Unit
	<b>GH1308</b>	Double Door Lockset 10 to 12mm Glass	Zinc		SS	<b>12000</b>	Sets
	<b>GH1309 L/R</b>	Double Door Lock With Cylinder 10 to 12mm Glass Left, Right	Zinc		SS	<b>5600</b>	Sets
	<b>GH1332</b>	Centre Lock (Double) 12mm Glass Brass Cylinder with 3 Keys	St. Steel		SS	<b>2200</b>	Pcs.
	<b>GH1351</b>	Sliding Glass Lock 12mm Glass Brass Cylinder with 3 Keys	St. Steel		SS	<b>1500</b>	Pcs.
	<b>GH1352</b>	Glass Lock Two Side Lock 12mm Glass Brass Cylinder with 3 Keys	St. Steel		SS	<b>1800</b>	Pcs.
	<b>GH1353</b>	Glass Lock (Knob Type) 12mm Glass Brass Cylinder with 3 Keys	St. Steel		SS	<b>1650</b>	Sets
	<b>GH1354</b>	Sliding Glass Lock 12mm with Knob	St. Steel		SS	<b>1400</b>	Pcs
	<b>GH1318</b>	Centre Lock (Single) 10 to 12mm Glass Brass Cylinder with 3 Keys	SS		SS	<b>1380</b>	Pcs.
	<b>GH1319 L/R</b>	Double Door Lock With Cylinder Left, Right	SS		SS	<b>2800</b>	Sets
	<b>GH1445</b>	Double Door Lock With Cylinder 10 to 12mm Glass Left, Right	Steel +SS202 Cover		SS	<b>1518</b>	Pc.
	<b>GH1446</b>	Single Door Lock With Cylinder 10 to 12mm Glass Left, Right	Steel +SS202 Cover		SS	<b>1400</b>	Pc.


Image	Code	Description	Material	Size/ Weight	Finish	MRP	Unit
<b>Brass/Zinc Hinge &amp; Fixed Bracket Series</b>							
 ★	<b>GH1101</b>	90° Wall to Glass Hinge	Brass	45Kgs 6-12mm Glass	CP	<b>1675</b>	Pcs.
					SS	<b>1650</b>	Pcs.
	<b>GH1102</b>	90° Wall to Glass Hinge (One Side)	Brass	45Kgs 6-12mm Glass	CP	<b>1675</b>	Pcs.
					SS	<b>1650</b>	Pcs.
	<b>GH1102Z</b>	90° Wall to Glass Hinge (One Side)	Zinc		SS	<b>1210</b>	Pcs.
	<b>GH1103</b>	90° Glass to Glass Hinge	Brass	45Kgs 6-12mm Glass	CP	<b>3000</b>	Pcs.
					SS	<b>2950</b>	Pcs.
	<b>GH1104</b>	135° Glass to Glass Hinge	Brass	45Kgs 6-12mm Glass	CP	<b>3000</b>	Pcs.
					SS	<b>2950</b>	Pcs.
	<b>GH1104Z</b>	135° Glass to Glass Hinge	Zinc		SS	<b>1700</b>	Pcs.
	<b>GH1105</b>	180° Glass to Glass Hinge	Brass	45Kgs 6-12mm Glass	SS	<b>3000</b>	Pcs.
			Zinc		SS	<b>1700</b>	Pcs.
			SS304		SS	<b>3000</b>	Pcs.
	<b>GH1109</b>	90° Wall to Glass Fixed Clamp	Brass	45Kgs 6-12mm Glass	SS	<b>1200</b>	Pcs.
					CP	<b>1250</b>	Pcs.
	<b>GH1107</b>	Bottom Pivot Hinge	Brass	45Kgs 6-12mm Glass	CP	<b>2000</b>	Pcs.
					SS	<b>2000</b>	Pcs.
	<b>GH1108</b>	Wall to Glass Fixed Clamp	Brass	45Kgs 6-12mm Glass	SS	<b>1800</b>	Pcs.
					CP	<b>1800</b>	Pcs.
	<b>GH1108Z</b>	Wall to Glass Fixed Clamp	Zinc		SS	<b>750</b>	Pcs.

Image	Code	Description	Material	Size/Weight	Finish	MRP	Unit
<b>Brass Fixed Bracket Series</b>							
	<b>GH1110</b>	90° Wall to Glass Fix Bracket	Brass	45Kgs 10-12mm	CP	<b>1675</b>	Pcs.
					SS	<b>1650</b>	Pcs.
	<b>GH1111</b>	90° Glass to Glass Fix Bracket	Brass	45Kgs 10-12mm Glass	CP	<b>2400</b>	Pcs.
					SS	<b>2300</b>	Pcs.
	<b>GH1114</b>	Floor to Glass Bracket	Brass	6-12mm Glass	CP	<b>900</b>	Pcs.
					SS	<b>900</b>	Pcs.
	<b>GH1115A</b>	Square Fix Bracket	Brass	6-12mm Glass	CP	<b>300</b>	Pcs.
					SS	<b>290</b>	Pcs.
	<b>GH1115B</b>	Square Fix Bracket	Brass	6-12mm Glass	CP	<b>300</b>	Pcs.
					SS	<b>290</b>	Pcs.
	<b>GH1115C</b>	Square Fix Bracket	Brass	6-12mm Glass	CP	<b>300</b>	Pcs.
					SS	<b>290</b>	Pcs.
	<b>GH1117</b>	90° Square Wall to Glass Bracket	Brass	6-12mm Glass	CP	<b>350</b>	Pcs.
					SS	<b>340</b>	Pcs.
	<b>GH1118</b>	90° Square Glass to Glass Bracket	Brass	6-12mm Glass	CP	<b>475</b>	Pcs.
					SS	<b>450</b>	Pcs.

Image	Code	Description	Material	Size/ Weight	Finish	MRP	Unit
<b>Saga SS304 Hinge Series</b>							
 ★	<b>GH1150A</b>	90° Wall to Glass Hinge	Stainless Steel	40Kgs 8-10mm Glass	SS	<b>1800</b>	Pcs.
	<b>GH1106</b>	90° Wall to Glass Hinge	Brass	40Kgs 8-10mm Glass	CP	<b>2500</b>	Pcs.
	<b>GH1151</b>	180° Glass to Glass Hinge	Stainless Steel	40Kgs 8-10mm Glass	SS	<b>2550</b>	Pcs.
	<b>GH1152</b>	135° Glass to Glass Hinge	Stainless Steel	40Kgs 8-10mm Glass	SS	<b>2550</b>	Pcs.
	<b>GH1153</b>	90° Glass to Glass Hinge	Stainless Steel	40Kgs 8-10mm Glass	SS	<b>3000</b>	Pcs.
	<b>GH1154</b>	3D Shower Hinge	SS304	40Kgs 8-12mm Glass	CP	<b>6175</b>	Pcs
	<b>GH1150B</b>	Fix Bracket	Stainless Steel	40Kgs 8-10mm Glass	SS	<b>1500</b>	Pcs.
	<b>GH1150C</b>	Fix Bracket	Stainless Steel	40Kgs 8-12mm Glass	SS	<b>1500</b>	Pcs.
	<b>GH1170</b>	180° Square Glass to Glass Bracket	SS304	6-12mm Glass	CP	<b>580</b>	Pcs.
					SN	<b>580</b>	Pcs.
 ★	<b>GH1172</b>	90° Square Wall to Glass Bracket	Stainless Steel	6-12mm Glass	CP	<b>500</b>	Pcs.
					SN	<b>500</b>	Pcs.

Image	Code	Description	Material	Size/Weight	Finish	MRP	Unit
	<b>GH1173</b>	90° Square Glass to Glass Bracket	Stainless Steel	6-12mm Glass	CP	<b>580</b>	Pcs.
					SN	<b>580</b>	Pcs.
 ★	<b>GH1175</b>	Square Fix U Bracket	Stainless Steel	6-12mm Glass	CP	440	Pcs.
					SN	440	Pcs.
	<b>GH1176</b>	90° T Fix Bracket	Stainless Steel	6-12mm Glass	CP	<b>750</b>	Pcs.
					SN	<b>750</b>	Pcs.
<b>Curve Brass Hinge Series</b>							
 ★	<b>GH1156</b>	90° Wall to Glass Hinge	Brass	40Kgs 6-12mm Glass	CP	<b>1700</b>	Pcs.
					SN	<b>1675</b>	Pcs.
	<b>GH1157</b>	135° Glass to Glass Hinge	Brass	40Kgs 6-12mm Glass	CP	<b>3000</b>	Pcs.
					SN	<b>2950</b>	Pcs.
	<b>GH1158</b>	180° Glass to Glass Hinge	Brass	40Kgs 6-12mm Glass	CP	<b>3000</b>	Pcs.
					SN	<b>2950</b>	Pcs.
	<b>GH1159</b>	90° Glass to Glass Hinge	Brass	40Kgs 6-12mm Glass	CP	<b>3000</b>	Pcs.
					SN	<b>2950</b>	Pcs.
<b>Curve Brass Fixed Bracket Series</b>							
	<b>GH1160</b>	Fix Bracket	Brass	40Kgs 6-12mm Glass	CP	<b>1175</b>	Pcs.
					SN	<b>1150</b>	Pcs.
	<b>GH1161</b>	135° Glass to Glass Fix Bracket	Brass	40Kgs 6-12mm Glass	CP	<b>2475</b>	Pcs.
					SN	<b>2450</b>	Pcs.











Image	Code	Description	Material	Size/ Weight	Finish	MRP	Unit
	<b>GH1162</b>	180° Glass to Glass Bracket	Brass	40Kgs 6-12mm Glass	CP	<b>2475</b>	Pcs.
					SN	<b>2450</b>	Pcs.
	<b>GH1163</b>	90° Glass to Glass Bracket	Brass	40Kgs 6-12mm Glass	CP	<b>2475</b>	Pcs.
					SN	<b>2450</b>	Pcs.
	<b>GH1164</b>	90° Wall to Glass Bracket	Brass	40Kgs 6-12mm Glass	CP	<b>1675</b>	Pcs.
					SN	<b>1650</b>	Pcs.
	<b>GH1165</b>	90° Glass Bracket	Brass	20Kgs 6-12mm Glass	CP	<b>300</b>	Pcs.
					SN	<b>290</b>	Pcs.
	<b>GH1166</b>	90° Glass to Glass Bracket	Brass	20Kgs 6-12mm Glass	CP	<b>475</b>	Pcs.
					SN	<b>450</b>	Pcs.
	<b>GH1167</b>	90° Wall to Glass Bracket	Brass	20Kgs 6-12mm Glass	CP	<b>350</b>	Pcs.
					SN	<b>340</b>	Pcs.
	<b>GH1168</b>	135° Glass to Glass Bracket	Brass	20Kgs 6-12mm Glass	CP	<b>475</b>	Pcs.
					SN	<b>450</b>	Pcs.
	<b>GH1169</b>	180° Wall to Glass Bracket	Brass	20Kgs 6-12mm Glass	CP	<b>350</b>	Pcs.
					SN	<b>340</b>	Pcs.

Image	Code	Description	Material	Size/Weight	Finish	MRP	Unit
<b>Rounder SS Fixed Bracket Series</b>							
	<b>GH1122A</b>	90° Round Wall to Glass Bracket	SS	25Kgs 6-12mm Glass	SN	<b>700</b>	Pcs.
	<b>GH1122C</b>	90° Round Wall to Glass Bracket	SS	25Kgs 6-12mm Glass	SN	<b>600</b>	Pcs.
	<b>GH1123B</b>	90° Glass to Glass Bracket	SS	25Kgs 6-12mm Glass	SN	<b>650</b>	Pcs.
	<b>GH1124A</b>	Round Glass to Glass Bracket	SS	25Kgs 6-12mm Glass	SN	<b>975</b>	Pcs.
 ★	<b>GH1413</b>	Wall to Glass Non-Adjustable Fixing Glass Thickness 10 to 12mm	SS304	6mm	SS	<b>480</b>	Pcs.
	<b>GH1414A</b>	Wall to Glass Adjustable Bracket	SS304	8.5-10.5mm	SS	<b>720</b>	Pcs.
	<b>GH1414B</b>	Wall to Glass Adjustable Bracket	SS304	10.5-12.5mm		<b>780</b>	Pcs.
	<b>GH1414D</b>	Wall to Glass Adjustable Bracket	SS304	14.0-18.0mm		<b>950</b>	Pcs.
	<b>GH1438</b>	Installation & Back Out Tool	AL		SS	<b>525</b>	Pcs.

Image	Code	Description	Material	Size/ Weight	Finish	MRP	Unit
<b>Duo Solid Bar Hinge Series</b>							
	<b>GH1415</b>	Wall to Glass Hinge/Fix bracket	St. Steel	21Kgs 8-12mm Glass	SS	<b>1800</b>	Pcs.
	<b>GH1416</b>	Glass to Glass Hinge/Fix bracket	St. Steel	21Kgs 8-12mm Glass	SS	<b>2400</b>	Pcs.
<b>Duo Solid Bar Fix bracket Series</b>							
	<b>GH1417</b>	Wall to Glass Fix Bracket	St. Steel	8-12mm Glass	SS	<b>800</b>	Pcs.
	<b>GH1418</b>	90° Glass to Glass Fix Bracket	St. Steel	8-12mm Glass	SS	<b>850</b>	Pcs.
	<b>GH1419</b>	180° Glass to Glass Fix Bracket	St. Steel	8-12mm Glass	SS	<b>850</b>	Pcs.
	<b>GH1420</b>	Stopper	St. Steel		SS	<b>800</b>	Pcs.
<b>Glass Knob &amp; Handle Series</b>							
	<b>GH1127</b>	Shower Knob	SS304	35x30mm 8-12mm Glass	CP	<b>800</b>	Pairs
					SS	<b>800</b>	Pairs
	<b>GH1128</b>	Shower Knob	SS304	30x32mm 8-12mm Glass	CP	<b>700</b>	Pairs
					SS	<b>700</b>	Pairs
	<b>GH1129</b>	Shower Knob	Brass	35x35mm 8-12mm Glass	CP	<b>700</b>	Pairs
					SS	<b>700</b>	Pairs










Image	Code	Description	Material	Size/Weight	Finish	MRP	Unit
	<b>MHA0034</b>	Round D Handle	SS304	8"/19mm	SS, CP	<b>925</b>	Pairs
				10"/22mm		<b>1175</b>	Pairs
	<b>MHA0039</b>	Shower Handle	SS304	6"/30mm	CP	<b>1450</b>	Pairs
	<b>MHA0055</b>	Square D Handle Scallop	SS304	200/20mm	SS, CP	<b>1200</b>	Pairs
				250/20mm		<b>1400</b>	Pairs
				300/25mm		<b>1680</b>	Pairs
				600/25mm		<b>3200</b>	Pairs
	<b>GH1132A 19mm</b>	Round Handle/Towel Bar 8 to 12mm Glass	SS304	460x150x 19mm	CP	<b>1500</b>	Sets
					SS	<b>1450</b>	Sets
	<b>GH1132A 25mm</b>	Round Handle/Towel Bar 8 to 12mm Glass	SS304	460x150x 25mm	CP	<b>2000</b>	Sets
					SS	<b>1950</b>	Sets
	<b>GH1132B 19mm</b>	Square Handle and Towel Bar 8 to 12mm Glass	SS304	460x150x 19mm	CP	<b>2000</b>	Sets
					SS	<b>2000</b>	Sets
	<b>GH1132B 25mm</b>	Square Handle and Towel Bar 8 to 12mm Glass	SS304	460x150x 25mm	CP	<b>2400</b>	Sets
					SS	<b>2400</b>	Sets
	<b>GH1132C 19mm</b>	Round Handle/Towel Bar 8-12mm Glass	SS	460x32x 19mm	CP	<b>1275</b>	Sets
					SS	<b>1275</b>	Sets
	<b>GH1132C 25mm</b>	Round Handle/Towel Bar 8-12mm Glass	SS	460x32x 25mm	CP	<b>1675</b>	Sets
					SS	<b>1675</b>	Sets
	<b>GH1132D 19mm</b>	Square Handle/Towel Bar 8-12mm Glass	SS	460x32x 19mm	CP	<b>1775</b>	Sets
					SS	<b>1775</b>	Sets
	<b>GH1132D 25mm</b>	Square Handle/Towel Bar 8-12mm Glass	SS	460x32x 25mm	CP	<b>2175</b>	Sets
					SS	<b>2175</b>	Sets

Image	Code	Description	Material	Size/ Weight	Finish	MRP	Unit
<b>Premium Shower Sliding System - Type 1</b>							
	<b>GH1425</b>	Sliding Roller Glass Thickness 10 to 12mm Suitable for 19mm Pipe	St. Steel	80Kgs.	SS	<b>5200</b>	Pairs
	<b>GH1426</b>	Sliding Roller Glass Thickness 10 to 12mm Suitable for 19mm Pipe With cover cap for covering screw holes	St. Steel	80Kgs.	SS	<b>5400</b>	Pairs
	<b>GH1427</b>	Tube For 1425/26 19mm	St. Steel	2mtr	SS	<b>2400</b>	Pcs.
				2.5mtr		<b>3000</b>	Pcs.
				3mtr		<b>3600</b>	Pcs.
	<b>GH1428</b>	Fixed Glass to Pipe Bracket, Glass will be fixed in front of pipe Glass Fixing Clamp for 19mm Tube	St. Steel	8-12mm Glass	SS	<b>1100</b>	Pcs.
	<b>GH1436A</b>	Fixed Glass to Pipe Bracket, Glass will be fixed below pipe bracket for 19mm Tube	St. Steel	10-12mm Glass	SS	<b>2200</b>	Pcs.
	<b>GH1429</b>	Back Wall to pipe Fixing Clamp suitable for 19mm pipe	St. Steel		SS	<b>960</b>	Pcs.
	<b>GH1432</b>	Side Wall to Pipe Fixing Clamp (Dia 25mm) End Piece For 19mm Tube	St. Steel	25mm	SS	<b>240</b>	Pcs.
	<b>GH1430R</b>	Right Side Door Stopper For 19mm Tube	St. Steel		SS	<b>900</b>	Pcs.
	<b>GH1430L</b>	Left Side Door Stopper For 19mm Tube			SS	<b>900</b>	Pcs.
	<b>GH1431</b>	Floor Guide	St. Steel	8-12mm	SS	<b>450</b>	Pcs.

Image	Code	Description	Material	Size/ Weight	Finish	MRP	Unit
<b>Premium Rounder Openable Shower Cubicle Fittings</b>							
	<b>GH1135</b>	Wall Tube Bracket for 19mm Rod	St. Steel, Brass	19mm	CP	<b>225</b>	Pcs.
					SN	<b>210</b>	Pcs.
	<b>GH1136A</b>	Glass Tube Bracket for 19mm Rod Glass Thickness 8 to 12mm	St. Steel, Brass	19mm	CP	<b>350</b>	Pcs.
					SN	<b>340</b>	Pcs.
	<b>GH1137A</b>	Joint Tube Adjustable Pipe to Pipe Connector for 19mm Rod	St. Steel, Brass	19mm	CP	<b>600</b>	Pcs.
					SN	<b>580</b>	Pcs.
	<b>GH1136B</b>	T connector 90°	SS	19mm	SS	<b>620</b>	Pcs.
	<b>GH1137B</b>	L connector 90°	SS	19mm	SS	<b>470</b>	Pcs.
	<b>GH1427</b>	Tube For 1425/26 19mm	St. Steel	2mtr	SS	<b>2400</b>	Pcs.
				2.5mtr		<b>3000</b>	Pcs.
				3mtr		<b>3600</b>	Pcs.
	<b>GH1133</b>	Glass to Glass Holding Bar Dia Outer 25mm Inner 19mm 6-12mm Glass	Brass	730-1200mm	CP	<b>3450</b>	Pcs.
					SN	<b>3300</b>	Pcs.
	<b>GH1134</b>	Wall to Glass Holding Bar Dia Outer 25mm Inner 19mm 6-12mm Glass	Brass	730-1200mm	CP	<b>3450</b>	Pcs.
					SN	<b>3300</b>	Pcs.
	<b>GH1434</b>	Bracket For 19mm Tube	SS304	6-12mm Glass	SS	<b>1000</b>	Pcs.
	<b>GH1435</b>	Bracket For 19mm Tube	SS304	6-12mm Glass	SS	<b>1100</b>	Pcs.
	<b>GH1436B</b>	Adjustable Wall to pipe Bracket For 19mm Tube upto 50 Degree Movement for fixing Glass to an angled wall 18mm Height Adjustment	SS304		SS	<b>2200</b>	Pcs.
	<b>GH1432</b>	Side Wall to Pipe Fixing Clamp End Piece For 19mm Tube	St. Steel	25mm	SS	<b>240</b>	Pcs.

Image	Code	Description	Material	Size/ Weight	Finish	MRP	Unit
<b>GH1440 Rectangular Shower Sliding System - Full Set 6550/-</b> GH1441 - 2 Sets + GH1442 - 2 Pcs + GH1443 - 2 Pcs + GH1431 - 1 Pc + GH1449 - 2 Pcs + GH1437 - 1 Pcs							
	<b>GH1441</b>	Glass Sliding Roller	SS304	8-10mm Glass	SS, CP	-	Sets
	<b>GH1442</b>	Fixed Glass to Pipe Holder	SS304		SS, CP	-	Pcs.
	<b>GH1443</b>	Sliding Glass Door Stopper Same for Left or Right	SS304		SS, CP	-	Pcs.
	<b>GH1431</b>	Floor Guide	St. Steel	8-12mm	SS	-	Pcs.
	<b>GH1449</b>	Side Wall to Pipe Bracket	SS304		SS, CP	-	Pcs.
	<b>GH1437</b>	Round Sliding Handle	St. Steel	60mm 10-12mm Glass	CP	<b>1300</b>	Pcs.
	<b>GH1198</b>	Rectangular Tube 10x30mm	SS304	1.5mtr	SS	<b>1900</b>	Pcs.
				1.8mtr		<b>2300</b>	Pcs.
				2.1mtr		<b>2750</b>	Pcs.
				1.5mtr	CP	<b>2350</b>	Pcs.
				1.8mtr		<b>2775</b>	Pcs.
				2.1mtr		<b>3225</b>	Pcs.
	<b>GH1195</b>	Wall Tube Bracket 10x30mm Pipe	SS304	30x10mm	CP	<b>520</b>	Pcs.
					SN	<b>480</b>	Pcs.
	<b>GH1196</b>	Glass Tube Bracket for 10mmx30mm Pipe Glass Thickness 8 to 12mm	SS304	30x10mm	CP	<b>500</b>	Pcs.
					SN	<b>475</b>	Pcs.
	<b>GH1197</b>	Pipe to Glass Connector 90° 10mmx30mm Pipe	SS304	30x10mm	CP	<b>840</b>	Pcs.
					SN	<b>800</b>	Pcs.

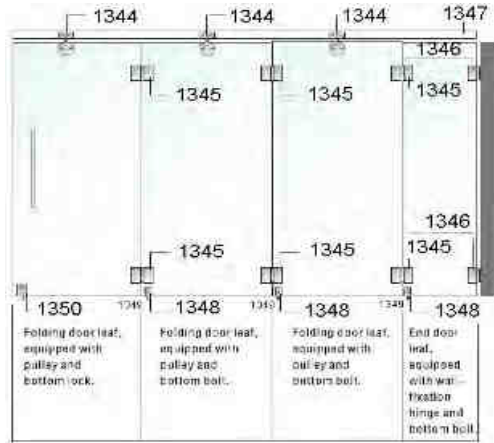
Image	Code	Description	Material	Size/ Weight	Finish	MRP	Unit
<b>Weather Seals &amp; Magnetic Seals</b>							
	GH1138A	Wall Seal	Plastic	8/2.2Mtr	Clear	170	Pcs.
				10/2.2Mtr		160	Pcs.
				12/2.2Mtr		170	Pcs.
	GH1138B	Wall Seal	Plastic	8/2.2Mtr	Clear	170	Pcs.
				10/2.2Mtr		160	Pcs.
				12/2.2Mtr		170	Pcs.
	GH1139A	Centre Seal	Plastic	8/2.2Mtr	Clear	170	Pcs.
				10/2.2Mtr		160	Pcs.
				12/2.2Mtr		170	Pcs.
	GH1139B	Centre Seal	Plastic	8/2.2Mtr	Clear	170	Pcs.
				10/2.2Mtr		160	Pcs.
				12/2.2Mtr		170	Pcs.
	GH1140	Weather Seal	Plastic	8/2.2Mtr	Clear	170	Pcs.
				10/2.2Mtr		160	Pcs.
				12/2.2Mtr		170	Pcs.
	GH1141	Soft Nose Seal	Plastic	8/2.2Mtr	Clear	180	Pcs.
				10/2.2Mtr		160	Pcs.
				12/2.2Mtr		180	Pcs.
	GH1142	Weather Seal	Plastic	8/2.2Mtr	Clear	240	Pcs.
				10/2.2Mtr		200	Pcs.
				12/2.2Mtr		240	Pcs.
	GH1143A	Weather Seal	Plastic	8/2.2Mtr	Clear	180	Pcs.
				10/2.2Mtr		200	Pcs.
				12/2.2Mtr		200	Pcs.
	GH1144 135^	Weather Seal	Plastic	8/2.2Mtr	Clear	200	Pcs.
				10/2.2Mtr		240	Pcs.
				12/2.2Mtr		240	Pcs.
	GH1145 180^	Weather Seal	Plastic	8/2.2Mtr	Clear	200	Pcs.
				10/2.2Mtr		240	Pcs.
				12/2.2Mtr		240	Pcs.
	GH1146 90^	Magnetic Seal	Plastic	8/2.2Mtr	Clear	1100	Pairs
				10/2.2Mtr		1200	Pairs
				12/2.2Mtr		1200	Pairs
	GH1147 135^	Magnetic Seal	Plastic	8/2.2Mtr	Clear	1100	Pairs
				10/2.2Mtr		1200	Pairs
				12/2.2Mtr		1200	Pairs
	GH1148 180^	Magnetic Seal	Plastic	8/2.2Mtr	Clear	1100	Pairs
				10/2.2Mtr		1200	Pairs
				12/2.2Mtr		1200	Pairs
	GH1193	Bottom Rubber Seal	PVC	6-12mm 2.2 Metres	White	812	Pcs.
	GH1194	Bottom/Side Glass Seal	PVC	8x5mm 2.2 Metres	Clear	325	Pcs.



Image	Code	Description	Material	Size/Weight	Finish	MRP	Unit
<p><b>TOSCAN GR</b></p> <p>Sliding Folding System   Maximum Door Height : 2500mm   Maximum Door Width : 900mm   Maximum Weight Capacity : 70Kgs   Glass Thickness : 8 to 12mm</p>							

**S80 4 Door Set --  
72000/Set**

- 1346 - 2 Pcs
- 1349 - 3 Pcs
- 1347 - 1 Pcs
- 1345 - 6 Pcs
- 1350 - 1 Pcs
- 1348 - 3 Pcs
- 1344 - 3 Pcs
- A0085 Handle  
300mm - 1 Pair



<b>GH1344</b>	Roller of Folding Door	St. Steel	10/12mm	SS	<b>3088</b>	Pcs.
---------------	------------------------	-----------	---------	----	-------------	------



<b>GH1345</b>	Glass & Wall Glass Hinge	St. Steel	10/12mm	SS	<b>6468</b>	Pcs.
---------------	--------------------------	-----------	---------	----	-------------	------



<b>GH1346</b>	Hinge for Glass & Wall Connector	St. Steel	10/12mm	SS	<b>4973</b>	Pcs.
---------------	----------------------------------	-----------	---------	----	-------------	------



<b>GH1347</b>	Top Channel	Aluminium	3 meter	Aluminium	<b>2000</b>	Pcs.
---------------	-------------	-----------	---------	-----------	-------------	------



<b>GH1348</b>	Glass Door Bolt	St. Steel	10-12mm	SS	<b>2990</b>	Pcs.
---------------	-----------------	-----------	---------	----	-------------	------



<b>GH1349</b>	Knobs	St. Steel		SS	<b>748</b>	Pcs.
---------------	-------	-----------	--	----	------------	------



<b>GH1350</b>	Corner Patch Lock	St. Steel	10-12mm	SS	<b>3900</b>	Pcs.
---------------	-------------------	-----------	---------	----	-------------	------

Image	Code	Description	Material	Size/Weight	Finish	MRP	Unit
<b>CIRCUIT 150F</b>		Heavy Door Sliding   Maximum Door Height : 3000mm   Maximum Door Width : 1100mm   Maximum Weight Capacity : GH150Kgs   Glass Thickness : 10 to 12mm					
	<b>GH1501</b>	Sliding Door Roller Complete Set for 25mm Pipe (with bar holding brackets, 2 top roller and bottom guide with Stoppers Glass Thickness 10 to 12mm)	St. Steel	150Kg	CP	<b>15000</b>	Sets
	<b>GH1501A</b>	Sliding Roller Glass Thickness 10 to 12mm   for 25mm Pipe	St. Steel	150Kg	SS	4800	Pcs.
	<b>GH1505</b>	Glass Fixing Clamp For Tube 1503 for 25mm Pipe Thickness   Glass Thickness 10 to 12mm	St. Steel		SS	<b>2000</b>	Pcs.
	<b>GH1506 Left</b>	Door Stopper for 25mm Pipe Thickness	St. Steel		SS	<b>1560</b>	Pcs.
	<b>GH1506 Right</b>					<b>1560</b>	Pcs.
	<b>GH1511</b>	End Piece For 25mm Tube	St. Steel		SS	<b>450</b>	Pcs.
	<b>GH1503</b>	Tube	St. Steel	2mtr/25mm	SS	<b>3600</b>	Pcs.
				2.5mtr/25mm		<b>4200</b>	Pcs.
				3mtr/25mm		<b>4800</b>	Pcs.
	<b>GH1431</b>	Floor Guide	St. Steel	8-12mm	SS	<b>450</b>	Pcs.

Image	Code	Description	Material	Size/Weight	Finish	MRP	Unit
<b>CIRCUIT 150R</b>		Heavy Door Sliding   Maximum Door Height : 3000mm   Maximum Door Width : 1100mm   Maximum Weight Capacity : GH150Kgs   Glass Thickness : 10 to 12mm					
	<b>GH1502</b>	Round Sliding Door Roller for 25mm Pipe	St. Steel	150Kg	SS	<b>4800</b>	Pcs.
	<b>GH1504</b>	Wall Fixing Clamp For Tube 1503 for 25mm Thickness Pipe	St. Steel		SS	<b>1800</b>	Pcs.
	<b>GH1433</b>	Sliding Sleeve For 25mm Tube	St. Steel		SS	<b>2100</b>	Pcs.
	<b>GH1507</b>	Door Stopper for Pipe Thickness 25mm	St. Steel		SS	<b>900</b>	Pcs.
	<b>GH1503</b>	Tube	St. Steel	2mtr/25mm	SS	<b>3600</b>	Pcs.
				2.5mtr/25mm		<b>4200</b>	Pcs.
				3mtr/25mm		<b>4800</b>	Pcs.
	<b>GH1511</b>	End Piece For 25mm Tube	St. Steel		SS	<b>450</b>	Pcs.
	<b>GH1431</b>	Floor Guide	St. Steel	8-12mm	SS	<b>450</b>	Pcs.
	<b>GH1439</b>	Floor guide	PVC	8-12mm	Black	<b>300</b>	Pcs.



Image	Code	Description	Material	Size/Weight	Finish	MRP	Unit
<p><b>SLIDER 90</b></p> <p>Sliding Door System   Maximum Door Height : 2500mm   Maximum Door Width : 1000mm   Maximum Weight Capacity : 90Kgs   Glass Thickness : 8 to 12mm</p>							
	<b>GH1555</b>	Round Sliding Roller	St. Steel	Weight Capacity 90Kgs.	SS	<b>3835</b>	Pairs
	<b>GH1557</b>	Stopper For 1551/55/56	Plastic		White	<b>160</b>	Pcs.
	<b>GH1431</b>	Floor Guide	St. Steel	8-12mm	SS	<b>450</b>	Pcs.
	<b>GH1573</b>	Glass floor floor guide with Wheel & Screws	Zinc	8-12mm	SS	<b>406</b>	Pcs.
	<b>GH1509R</b>	Stopper With Floor Guide	Plastic		Black	<b>390</b>	Pairs
	<b>GH1509L</b>	Stopper With Floor Guide	Plastic		Black	<b>390</b>	Pairs
	<b>GH1558</b>	Plastic Guide	Plastic		Black	<b>200</b>	Pcs.
	<b>GH1559</b>	Wall to Track Connector	St. Steel		SS	<b>550</b>	Pcs.
	<b>GH1561</b>	Sliding Roller Channel For 1555/56	Aluminium	3 meter	Aluminium	<b>4400</b>	Pcs.
	<b>GH1562</b>	Fix & Sliding Roller Channel For 1555/56	Aluminium	3 meter	Aluminium	<b>6000</b>	Pcs.

Image	Code	Description	Material	Size/Weight	Finish	MRP	Unit
<p><b>SLIDER 40</b></p> <p>Sliding Door System   Maximum Door Height : 2100mm   Maximum Door Width : 800mm   Maximum Weight Capacity : 40Kgs   Glass Thickness : 6 to 12mm</p>							
	<b>GH2126</b>	Sliding Fitting (4 Piece Set) Compatible with 3111 Aluminium Channel	Brass	40Kg	SS	<b>4166</b>	Sets
	<b>GH3111</b>	Channel for 2126	Aluminium	3 meter	ALU	<b>1475</b>	Pc.
<p><b>SLIDER 60</b></p> <p>Sliding Door System   Maximum Door Height : 2500mm   Maximum Door Width : 1000mm   Maximum Weight Capacity : 60Kgs   Glass Thickness : 8 to 12mm</p>							
	<b>GH1563</b>	Shower Sliding Roller with 1 Floor Guide & 2 Stoppers	Zinc Alloy	60 Kgs	SS	<b>1400</b>	Sets
	<b>GH1564</b>	Top Channel For 1563	Aluminium	3 meter	Aluminium	<b>1475</b>	Pcs.
<p><b>SLIDER 120</b></p> <p>Sliding Door System   Maximum Door Height : 2500mm   Maximum Door Width : 1000mm   Maximum Weight Capacity : 120Kgs   Glass Thickness : 8 to 12mm</p>							
	<b>GH1565</b>	Sliding Glass Door Roller 1 Floor Guide & 2 Stoppers	SS	120 Kg	SS	<b>3300</b>	Sets
	<b>GH1566</b>	Top Channel For 1565 & 1567	Aluminium	3 meter	Aluminium	<b>2900</b>	Pcs.
<p><b>SLIDER 110</b></p> <p>Sliding Door System   Maximum Door Height : 2500mm   Maximum Door Width : 1000mm   Maximum Weight Capacity : 110Kgs   Glass Thickness : 8 to 12mm</p>							
	<b>GH1567</b>	Sliding Glass Door Roller 1 Floor Guide & 2 Stoppers	SS	110Kg	SS	<b>2500</b>	Sets
	<b>GH1566</b>	Top Channel For 1565 & 1567	Aluminium	3 meter	Aluminium	<b>2900</b>	Pcs.



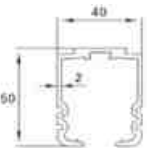



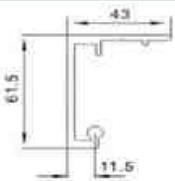



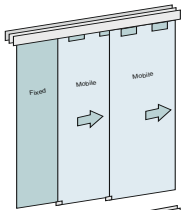
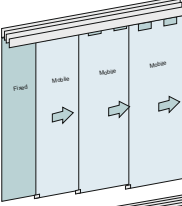
Image	Code	Description	Material	Size/Weight	Finish	MRP	Unit
<p><b>SOFT SLIDER 80</b></p>  <p>Invisible Roller Sliding Door Soft Closing System   Maximum Door Height : 2500mm   Maximum Door Width : 1000mm   Maximum Weight Capacity : 80Kgs   Glass Thickness : 10 to 12mm</p>							
	<b>GH1575</b>	Soft Closing Glass Sliding System 10-12mm Glass Glass sliding roller (1 Door Roller - 2 Top roller & 2 Damper + accessories)		80 Kg		<b>4950</b>	Sets
	<b>GH3126</b>	Top Channel for 1575		3 Metres		<b>5356</b>	Pcs
	<b>GH1577</b>	1577 Cover (105mm height) for 3126 Channel		3 Metres		<b>2048</b>	Pcs
<p><b>SOFT SLIDER 50</b></p>  <p>Hole-Free Invisible Roller Sliding Door Soft Closing System   Maximum Door Height : 2500mm   Maximum Door Width : 900mm   Maximum Weight Capacity : 50Kgs   Glass Thickness : 8 to 10mm</p>							
	<b>GH1570</b>	1 Set - 2 Top Roller (210x28x33mm) + 2 Damper + 1 floor guide + screws + accessories		50 Kg		<b>7556</b>	Sets
	<b>GH1571</b>	1571A Channel + 1571B Decorative Cover for 1570		2 meter		<b>5860</b>	Sets
	<b>GH1571</b>	1571A Channel + 1571B Decorative Cover for 1570		4 meter		<b>11720</b>	Sets
							

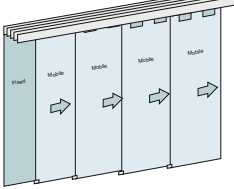
Image	Code	Description	Material	Size/Weight	Finish	MRP	Unit
	<b>Frameless Glass Telescopic Sliding System</b>						
	No Bottom Channel Required   Wire Pulley System   Easy Installation   Soft Closing Damper   Customized Length Fixing Possible   Max Door Dimension : 7.5x3.2 Feet Max Glass Thickness : 10-12mm   Maximum Weight : 60Kg per Door						



<b>GH1587</b>	<b><u>Panels : 2+1</u></b>	60 Kgs			<b>20800</b>	Sets
---------------	----------------------------	--------	--	--	--------------	------



<b>GH1588</b>	<b><u>Panels : 3+1</u></b>	60 Kgs			<b>29575</b>	Sets
---------------	----------------------------	--------	--	--	--------------	------



<b>GH1589</b>	<b><u>Panels : 4+1</u></b>	60 Kgs			<b>39910</b>	Sets
---------------	----------------------------	--------	--	--	--------------	------



<b>GH1590</b>	Top Channel for 1587, 1588, 1589	2M	AL	<b>2454</b>	Pcs
		3M	AL	<b>3656</b>	Pcs
		4M	AL	<b>4908</b>	Pcs
		5M	AL	<b>6110</b>	Pcs



<b>GH1592</b>	Track Cover	4M	AL	<b>2096</b>	Pcs
		5M	AL	<b>2620</b>	Pcs



<b>GH1593</b>	Clamp Cover	4M	AL	<b>1950</b>	Pcs
		5M	AL	<b>2451</b>	Pcs

Image	Code	Description	Material	Size/Weight	Finish	MRP	Unit
<b>GLASS SLIDING LOCKS</b>							
	<b>GH1513</b>	Center Sliding Lock for Double Door	St. Steel	10 to 12mm Glass	SS	<b>5400</b>	Sets
	<b>GH1514</b>	Single Door Sliding Lockset	St. Steel	8 to 12mm Glass	SS	<b>10500</b>	Pcs.
	<b>GH1515</b>	Double Door Sliding Lockset	St. Steel	8 to 12mm Glass	SS	<b>18000</b>	Sets
	<b>GH1311</b>	Sliding & Openable Central Lock	Zinc	10 to 12mm Glass	SS	<b>2600</b>	Sets
	<b>GH1520</b>	Glass Indicating Sliding Bathroom Lock	Brass	CP	89mm	<b>4566</b>	Pc
<b>GLASS SLIDING HANDLES</b>							
	<b>GH1512</b>	Round Sliding Handle	St. Steel	50mm 10-12mm Glass	SS	<b>1200</b>	Pcs.
	<b>GH1517</b>	Square Sliding Handle	St. Steel	75mm 10-12mm Glass	SS	<b>1500</b>	Pcs.
	<b>GH1518</b>	Rectangular Sliding Handle	St. Steel	150mm 10-12mm Glass	SS	<b>1500</b>	Pcs.
<b>GLASS SLIDING SEALS</b>							
	<b>GH1191A</b>	Sliding Brush Seal (Brush Height 9mm) 2.2 Metres	Plastic	6-8mm	Clear + Black Brush	<b>585</b>	Pcs.
	<b>GH1191B</b>			10-12mm		<b>618</b>	Pcs.
	<b>GH1192A</b>	Bottom & Side Brush Seal (Brush Height 9mm) 2.2 Metres	Plastic	6-8mm	Clear + Black Brush	<b>585</b>	Pcs.
	<b>GH1192B</b>			10-12mm		<b>618</b>	Pcs.




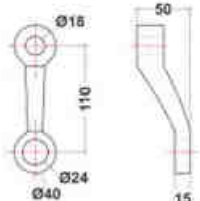

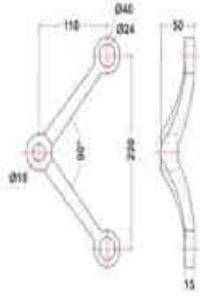

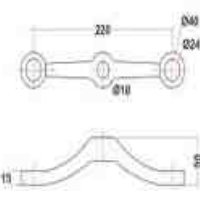

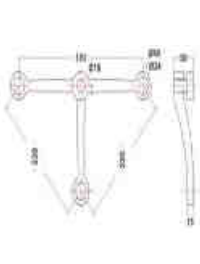

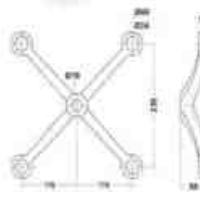

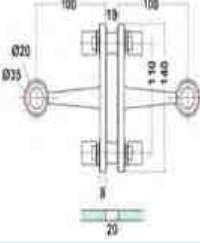

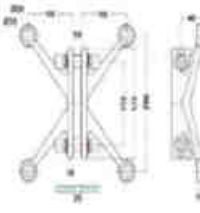
Image	Diagram	Code	Description	Material	Finish	Size	MRP	Unit
		<b>GH1601</b>	90° 1 Leg With Routels & Fittings	SS316	SS	110mm	<b>4022</b>	Pcs.
					CP	110mm	<b>4419</b>	Pcs.
		<b>GH1602A</b>	90° 2 Leg With Routels & Fittings	SS316	SS	220mm	<b>5591</b>	Pcs.
					CP	220mm	<b>5980</b>	Pcs.
		<b>GH1602B</b>	180° 2 Leg with Routels & Fittings	SS316	SS	220mm	<b>4849</b>	Pcs.
					CP	220mm	<b>5236</b>	Pcs.
		<b>GH1603</b>	90° 3 Leg with Routels & Fittings	SS316	SS	220mm	<b>6039</b>	Pcs.
					CP	220mm	<b>6426</b>	Pcs.
		<b>GH1604</b>	90° 4 Leg with Routels & Fittings	SS316	SS	220mm	<b>7207</b>	Pcs.
					CP	220mm	<b>7595</b>	Pcs.
		<b>GH1607</b>	2 Way With Fin with Routels & Fittings	SS316	SS	220mm	<b>6500</b>	Pcs.
					CP	220mm	<b>7150</b>	Pcs.
		<b>GH1608</b>	4 Way With Fin with Routels & Fittings	SS316	SS	220mm	<b>8613</b>	Pcs.
					CP	220mm	<b>9068</b>	Pcs.

Image	Diagram	Code	Description	Material	Finish	Size	MRP	Unit
		GH1609	Fin Plate	SS304	SS	200mm	5421	Pcs.
					CP	200mm	5798	Pcs.
		GH1610	Fin Plate	SS304	SS	300mm	7215	Pcs.
					CP	300mm	7572	Pcs.
					SS	400mm	9418	Pcs.
					CP	400mm	9743	Pcs.
		GH1611	Spice Plate	SS304	SS	250mm	7247	Pcs.
					CP	250mm	7572	Pcs.
					SS	300mm	8333	Pcs.
					CP	300mm	8755	Pcs.
					SS	350mm	9438	Pcs.
					CP	350mm	9912	Pcs.
		GH1612	Spice Plate	SS304	SS	400mm	10595	Pcs.
					CP	400mm	11095	Pcs.
		GH1651	90° 1 Leg Spider	SS316	SS	100mm	1514	Pcs.
					CP	100mm	1651	Pcs.
		GH1652	180° 2 Leg	SS316	SS	200mm	2099	Pcs.
					CP	200mm	2262	Pcs.
		GH1653	90° 2 Leg	SS316	SS	200mm	2541	Pcs.
					CP	200mm	2756	Pcs.
		GH1654	90° 3 Leg	SS316	SS	200mm	3880	Pcs.
					CP	200mm	4160	Pcs.


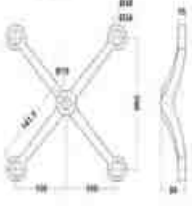

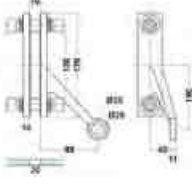

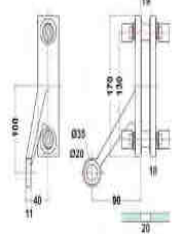

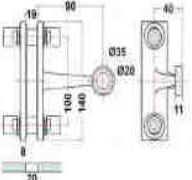

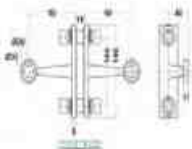



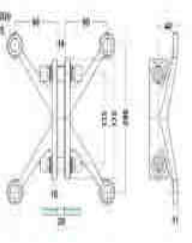
Image	Diagram	Code	Description	Material	Finish	Size	MRP	Unit
		<b>GH1655</b>	90° 4 Leg	SS316	SS	200mm	<b>4387</b>	Pcs.
					CP	200mm	<b>4693</b>	Pcs.
		<b>GH1661 Right</b>	45° 1 Leg With Fin	SS316	SS	100mm	<b>4049</b>	Pcs.
					CP	100mm	<b>4368</b>	Pcs.
		<b>GH1662 Left</b>	45° 1 Leg With Fin	SS316	SS	100mm	<b>4049</b>	Pcs.
					CP	100mm	<b>4368</b>	Pcs.
		<b>GH1663</b>	90° 1 Leg With Fin	SS316	SS	200mm	<b>3503</b>	Pcs.
					CP	200mm	<b>3757</b>	Pcs.
		<b>GH1664</b>	180° 2 Leg With Fin	SS316	SS	200mm	<b>3672</b>	Pcs.
					CP	200mm	<b>3939</b>	Pcs.
		<b>GH1665</b>	90° 2 Leg With Fin	SS316	SS	200mm	<b>3919</b>	Pcs.
					CP	200mm	<b>4199</b>	Pcs.
		<b>GH1666</b>	90° 4 Leg With Fin	SS316	SS	200mm	<b>5427</b>	Pcs.
					CP	200mm	<b>5772</b>	Pcs.

Image	Diagram	Code	Description	Material	Finish	Size	MRP	Unit
		<b>GH1667</b>	90° 2 Leg With Single Fin	SS316	SS	200mm	<b>2450</b>	Pcs.
				SS316	CP	200mm	<b>2626</b>	Pcs.
		<b>GH1668</b>	90° 1 Leg With Single Fin	SS316	SS	100mm	<b>1579</b>	Pcs.
				SS316	CP	100mm	<b>1716</b>	Pcs.
		<b>GH1669</b>	90° 2 Leg With Single Fin	SS316	SS	200mm	<b>5817</b>	Pcs.
				SS316	CP	200mm	<b>6331</b>	Pcs.
		<b>GH1606D</b>	Articulated Routil 35mm Glass Hole Dia	SS304	SS	60mm	<b>1150</b>	Pcs.
				SS304	CP	60mm	<b>1183</b>	Pcs.
		<b>GH1606B</b>	Articulated Routil 35mm Glass Hole Dia	SS304	SS	45mm	<b>1020</b>	Pcs.
				SS304	CP	45mm	<b>1053</b>	Pcs.
		<b>GH1606A</b>	Fixed Routil 12mm Flat Head 20mm Glass Hole Dia	SS304	SS	50mm	<b>903</b>	Pcs.
				SS304	CP	50mm	<b>955</b>	Pcs.
		<b>GH1606E</b>	Fixed Routil 12mm Degree Head 20mm Glass Hole Dia	SS304	SS	50mm	<b>903</b>	Pcs.
				SS304	CP	50mm	<b>955</b>	Pcs.

Image	Diagram	Code	Description	Material	Finish	Size	MRP	Unit
		<b>GH1606C</b>	Counter Sunk Routed 20mm Glass Hole Dia 12mm CSK Bolt	SS304	SS	30mm	<b>682</b>	Pcs.
				SS304	CP	30mm	<b>695</b>	Pcs.
		<b>GH1606F</b>	Counter Sunk Routed 20mm Glass Hole Dia 12mm Flat Bolt	SS304	SS	32mm	<b>546</b>	Pcs.
				SS304	CP	32mm	<b>559</b>	Pcs.
		<b>GH1605</b>	Point Type Spider Fixing Bolt	SS304	SS	100mm	<b>942</b>	Pcs.
				SS304	CP	10mm	<b>1001</b>	Pcs.
		<b>GH1801</b>	Single Sucker	AL	GR	40Kg Force	<b>1300</b>	Pcs.
		<b>GH1802</b>	Double Sucker	AL	GR	90kg Force	<b>2048</b>	Pcs.
		<b>GH1803</b>	Triple Sucker	AL	GR	145Kg Force	<b>2665</b>	Pcs.

Image	Diagram	Code	Description	Material	Finish	Size	MRP	Unit
		<b>GH1701</b>	Wall to Glass Corner Connector   Glass Thickness 10 to 12mm	SS304	SS	95mm	<b>1391</b>	Pcs.
				SS304	CP	95mm	<b>1482</b>	Pcs.
		<b>GH1702</b>	Glass Connector   Glass Thickness 10 to 12mm	SS304	SS	72mm	<b>1079</b>	Pcs.
				SS304	CP	72mm	<b>1150</b>	Pcs.
		<b>GH1703</b>	Wall Connector   Glass Thickness 10 to 12mm	SS304	SS	72mm	<b>819</b>	Pcs.
				SS304	CP	72mm	<b>864</b>	Pcs.
		<b>GH1705</b>	Glass Connector   Glass Thickness 10 to 12mm   SS304	SS304	SS	120mm	<b>1586</b>	Pcs.
				SS304	CP	120mm	<b>1716</b>	Pcs.
		<b>GH1706</b>	Wall Connector   Glass Thickness 10 to 12mm   SS304	SS304	SS	71mm	<b>461</b>	Pcs.
				SS304	CP	71mm	<b>494</b>	Pcs.
		<b>GH1704</b>	Rod For 1702 & 1703	SS304	SS	1 Mtr	<b>2096</b>	Pcs.

Product	Norma	Orion	Musca	Ara	Carina	Grus	Mensa	Pictor
Code	GH6016	GH6001	GH6003	GH6011	GH6014	GH6007	GH6017	GH6018
Dimension can be specified as per order								
	Type	Rod	Rod	Rod	Rod	Rod	Rod	Rod
Specs	Height : 835mm Base : Bottom/Side Fixing/Angle Fixing Available							
Material	Pure SS304							
MRP	6825	7150	6825	7150	3900	3900	5363	6013
Unit	Pcs.	Pcs.	Pcs.	Pcs.	Pcs.	Pcs.	Pcs.	Pcs.



Product	Auriga	Cetus	Corona	Dorado	Pavo	Tucana	Lyra	Ursa
Code	GH6041	GH6042	GH6043	GH6004	GH6012	GH6044	GH6002	GH6005
Images								
Type	Glass	Glass	Glass	Glass	Glass	Glass	Glass	Glass
Specs	Height : 835mm Base : Bottom/Side Fixing/Angle Fixing Available							
Material	Pure SS304							
MRP	4469	7475	7150	6500	6500	6825	6500	6500
Unit	Pcs.	Pcs.	Pcs.	Pcs.	Pcs.	Pcs.	Pcs.	Pcs.





Product	Hercules	Lepus	Cygnus	Corvus	Fornax	Canes	Bootes	Leo
Code	GH6045	GH6008	GH6046	GH6047	GH6013	GH6048	GH6049	GH6050
Images								
Type	Glass	Glass	Glass	Glass	Glass	Glass	Glass	Glass
Specs	Height : 835mm Base : Bottom/Side Fixing/Angle Fixing Available							
Material	Pure SS304							
MRP	4550	5200	3575	4875	4875	4550	4875	4225
Unit	Pcs.	Pcs.	Pcs.	Pcs.	Pcs.	Pcs.	Pcs.	Pcs.



































Product	Corona	Lacerta	Purtor	Scutum	Taurus	Vulpo	Sagitta	Eridane
Code	GH6040	GH6039	GH6009	GH6010	GH6038	GH6006	GH6037	GH6036

Images



Type	Glass	Glass	Glass	Glass	Glass	Glass	Glass	Glass
Height	Height : 835mm Base : Bottom/Side Fixing/Angle Fixing Available							
Material	Pure SS304							
MRP	6175	7475	7475	7475	6825	6825	6175	7475
Unit	Pcs.	Pcs.	Pcs.	Pcs.	Pcs.	Pcs.	Pcs.	Pcs.



								
Type	Glass-wall	Glass-wall	Pipe-Wall	Glass-wall	Glass-Wall	Glass-Wall	Glass-Pipe	Glass-Wall
Material	SS304	SS304	SS304	SS304	SS304	SS304	SS304	SS304
Code	<b>GH6616</b>	<b>GH6617</b>	<b>GH6618</b>	<b>GH6619</b>	<b>GH6056</b>	<b>GH6058</b>	<b>GH6070</b>	<b>GH6069</b>
MRP	748	731	813	845	683	780	780	683
Unit	Pcs.	Pcs.	Pcs.	Pcs.	Pcs.	Pcs.	Pcs.	Pcs.
								
Type	Glass-wall	Glass-Wall	Wall-Pipe	Glass-Pipe	Wall-Pipe	Glass-Glass	Wall-Pipe	Glass-Pipe
Material	SS304	SS304	SS304	SS304	SS304	SS304	SS304	SS304
Code	<b>GH6614A</b>	<b>GH6614B</b>	<b>GH6095A</b>	<b>GH6095B</b>	<b>GH6095C</b>	<b>GH6053A</b>	<b>GH6053B</b>	<b>GH6053C</b>
MRP	1300	910	1219	1300	1056	943	748	845
Unit	Pcs.	Pcs.	Pcs.	Pcs.	Pcs.	Pcs.	Pcs.	Pcs.
								
Type	Glass-Pipe	Wall-Pipe	Glass	Glass	Glass	Wall-Pipe	Glass	Glass
Material	SS304	SS304	SS304	SS304	SS304	SS304	SS304	SS304
Code	<b>GH6055B</b>	<b>GH6055A</b>	<b>GH6061A</b>	<b>GH6061B</b>	<b>GH6603</b>	<b>GH6055C</b>	<b>GH6059</b>	<b>GH6060</b>
MRP	1105	1203	1138	1040	1138	1138	1138	1398
Unit	Pcs	Pcs	Pcs	Pcs	Pcs	Pcs	Pcs	Pcs
								
Type	2x2 D	Cap Square	Cap Round	Glass 180	Glass 180	Glass 90	Half 180	Glass 180D
Material	SS304	SS304	SS304	SS304	SS304	SS304	SS304	SS304
Code	<b>GH6604</b>	<b>GH6066A</b>	<b>GH6066B</b>	<b>GH6064</b>	<b>GH6064B</b>	<b>GH6068</b>	<b>GH6096</b>	<b>GH6067</b>
MRP	488	309	211	1219	1100	683	699	796
Unit	Pcs	Pcs	Pcs	Pcs	Pcs	Pcs	Pcs	Pcs



Type	Glass-Pipe	15x40	15x15	Glass-Pipe	Wall-Pipe	Wall-Pipe	Rod	Rod-Glass
Material	SS304	SS304	SS304	SS304	SS304	SS304	SS304	SS304
Code	<b>GH6072</b>	<b>GH6097A</b>	<b>GH6097B</b>	<b>GH6054</b>	<b>GH6071A</b>	<b>GH6071B</b>	<b>GH6051</b>	<b>GH6052</b>
MRP	1463	Price as per order		1130	488	228	260	423
Unit	Pcs	Metre	Metre	Pcs	Pcs	Pcs	Pcs	Pcs














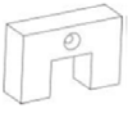







Type	Spigot	Spigot	Spigot	Spigot	Spigot	Spigot	Spigot	Spigot
Material	SS304	SS304	SS304	SS304	SS304	SS304	SS304	SS304
Code	<b>GH6099</b>	<b>GH6090</b>	<b>GH6089</b>	<b>GH6093</b>	<b>GH6094</b>	<b>GH6098</b>	<b>GH6091</b>	<b>GH6092</b>
MRP	3900	3738	4225	2275	2275	4550	4388	4713
Unit	Pcs	Pcs	Pcs	Pcs	Pcs	Pcs	Pcs	Pcs



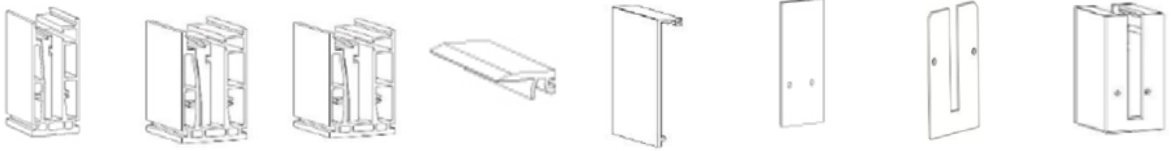

Type	Cap	180 Joint	90 Joint	2" Pipe	1.5" Pipe	90 Joint	Cap	180 Joint
Material	SS304	SS304	SS304	SS304	SS304	SS304	SS304	SS304
Code	<b>GH6630C</b>	<b>GH6630B</b>	<b>GH6630A</b>	<b>GH6630</b>	<b>GH6632</b>	<b>GH6632A</b>	<b>GH6632C</b>	<b>GH6632B</b>
MRP	260	520	813	1495	1544	1138	390	894
Unit	Pcs	Pcs	Pcs	Meter	Meter'	Pcs	Pcs	Pcs



Type	Oval	Pipe	Pipe	Pipe	Pipe	Pipe	Flexi Joint	End Cap
Material	SS304	SS304	SS304	SS304	SS304	SS304	SS304	SS304
Code	<b>GH6633</b>	<b>GH6634</b>	<b>GH6635</b>	<b>GH6636</b>	<b>GH6637</b>	<b>GH6638</b>	<b>GH6630D</b>	<b>GH6630E</b>
MRP	Price on Request Based of Dia, Gauge and Length							
Unit	Meter	Meter	Meter	Meter	Meter	Meter	Pcs	Pcs

								
Type	Bend	Bend	90 Joint	Bend	Tri Bend	Tri Bend	90 Joint	135 Joint
Material	SS304	SS304	SS304	SS304	SS304	SS304	SS304	SS304
Code	<b>GH6073</b>	<b>GH6074</b>	<b>GH6075</b>	<b>GH6076</b>	<b>GH6081</b>	<b>GH6078</b>	<b>GH6087</b>	<b>GH6088</b>
MRP	320	1400	1400	1400	1900	1900	1400	1400
Unit	Pcs	Pcs	Pcs	Pcs	Pcs	Pcs	Pcs	Pcs
								
Type	Tri Bend	90 Joint	Round Cap	Flat Cap	Deep Cap	Cap	180 Joint	Wall Cap
Material	SS304	SS304	SS304	SS304	SS304	SS304	SS304	SS304
Code	<b>GH6077</b>	<b>GH6079</b>	<b>GH6082</b>	<b>GH6083</b>	<b>GH6084</b>	<b>GH6085</b>	<b>GH6080</b>	<b>GH6086</b>
MRP	1900	1400	480	480	480	400	600	600
Unit	Pcs	Pcs	Pcs	Pcs	Pcs	Pcs	Pcs	Pcs
								
Type	Top Rail	Wall Cap	End Cap	50mm Rail	End Cap	90 Joint	180 Joint	Wall Cap
Material	Aluminium T-6063 Grade							
Code	<b>GH6621</b>	<b>GH6621A</b>	<b>GH6621B</b>	<b>GH6608A</b>	<b>GH6608C</b>	<b>GH6608L</b>	<b>GH6608J</b>	<b>GH6608E</b>
MRP	190	300	300	550	120	300	300	325
Unit	Feet	Pcs.	Pcs.	Feet	Pcs	Pcs.	Pcs.	Pcs.
SYSTEM 605 Medium Wind Pressure Holding Capacity Max Glass height 3 Ft. 10- 13.52mm	 							
Type	120mm							
Material	Aluminium T-6063 Grade							
Code	<b>GH6605</b>							
MRP	<b>1200</b>							
Unit	Pcs.							

**SYSTEM 606**  
Standing System Medium Wind Pressure Holding Capacity Max Glass height 3.25 Ft. 10-16mm

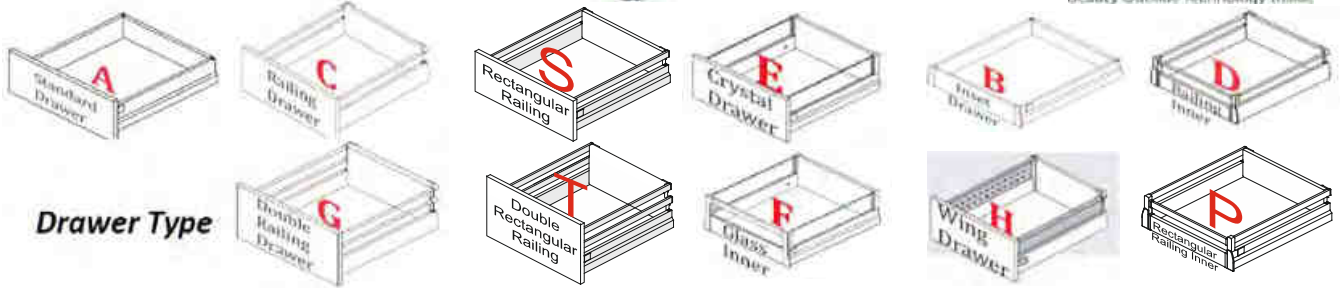


Type	70mm	140mm	3000mm	Top	Side	Cap	Slotted	70mm
Material	Aluminium T-6063 Grade							
Code	GH6606	GH6606	GH6606	GH6606B	GH6606A	GH6606C	GH6606D	GH6607
MRP	675	1350	28500	160	350	200	200	1250
Unit	Pcs.	Pcs.	Pcs.	Feet	Feet	Pcs.	Pcs.	Pcs.

**Standing System Medium Wind Pressure Holding Capacity Max Glass height 3.25 Ft. 10-18mm**



Type	150mm	300mm	3000mm	Side	Top	Cap	Slotted	150mm
Material	Aluminium T-6063 Grade							
Code	GH6612	GH6612	GH6612	GH6611D	GH6611C	GH6611E	GH6611B	GH6615
MRP	1900	3800	38000	375	480	225	225	2800
Unit	Pcs.	Pcs.	Pcs.	Feet	Feet	Pcs.	Pcs.	Pcs.



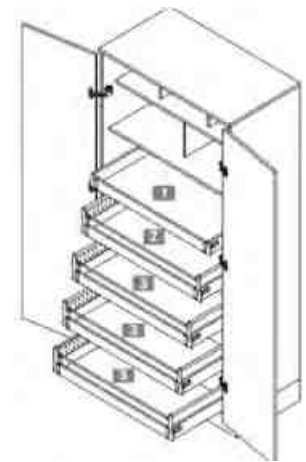
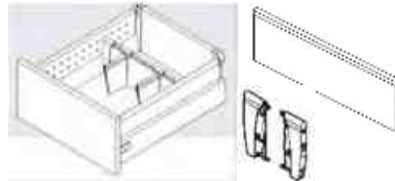
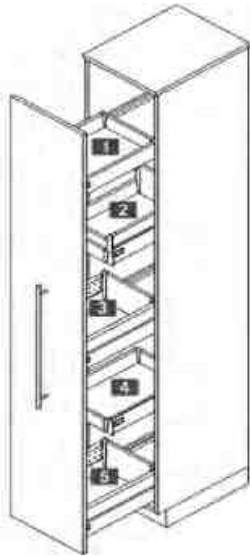
**Drawer Type**

Nova Pro Classic White (90)   S-40Kg Soft Closing   Sizes -			12"	14"	16"	18"	20"	22"	24"	Unit
	AS90	Pot Drawer PD	5088	5088	5293	5500	4484	5293	7773	Sets
	CS90	Single Gallery Round RD	5982	5982	6187	6394	5378	6209	9013	Sets
	GS90	Double Gallery Round RRD	6876	6876	7081	7287	6272	7126	10252	Sets
	SS90	Single Gallery Square SD	6190	6227	6468	6675	5659	6542	9095	Sets
	TS90	Double Gallery Square SSD	7292	7366	7643	7850	6834	7790	10417	Sets
	BS90	Inner Front W1200 without Gallery	9629	9629	9832	10040	9023	9832	12314	Sets
	B190	Inner Front W600 without Gallery	9527	9527	9732	9938	8922	9732	12212	Sets
	DS90	Inner Front & Side Round Gallery	11066	11066	11271	11477	10462	11271	13751	Sets
	PS90	Inner Front & Side Square Gallery	11876	11914	12154	12361	11345	12228	14782	Sets
	ES90	Pot with Side Glass					7598			Sets
	FS90	Inner Front Sq. Gallery & Side Glass					13941			Sets
Nova Pro Classic White (90) R-70Kg Soft Closing			12"	14"	16"	18"	20"	22"	24"	Unit
	AR90	Pot Drawer PD					7124	8000	9946	Sets
	CR90	Single Gallery Round RD					8017	8917	11186	Sets
	GR90	Double Gallery Round RRD					8911	9833	12425	Sets
	SR90	Single Gallery Square SD					8299	9249	11268	Sets
	TR90	Double Gallery Square SSD					9474	10498	12590	Sets
	BR90	Inner Front W1200 without Gallery					11664	12541	14485	Sets
	B290	Inner Front W600 without Gallery					11563	12440	14385	Sets
	DR90	Inner Front & Side Round Gallery					13101	13979	15924	Sets
	PR90	Inner Front & Side Square Gallery					13986	14936	16955	Sets
	ER90	Pot with Side Glass					10239			Sets
	FR90	Inner Front Sq. Gallery & Side Glass					16612			Sets
	3824	Round Gallery (White)	894	894	894	894	894	916	1240	Sets
	3844	Square Gallery (White)	1102	1139	1175	1175	1175	1249	1322	Sets

**Internal Division Accessories (Nova Pro White)**

FF3826 Drilling Jig	FF3835 Cutlery Divider	FF3834 Cutlery Set 500mm	V Divider	FF3813 Clamp	FF3818 1200mm
4422/Set	2277/Set	16774/Set			2882/Set
FF3856 40Kg Tall Unit 20"	O Bottle Divider 3820-2Pc, 3821-4Pr, 3836 -11Pc	Y Flap Divider 3810+3811+3812			
A+D+C+B+C = 39263/Set	1919/Set	5258/Set			
X Divider 3820+3821	U Flap Divider 3820+3821+3849	W Divider 3814+3815	Pantry 3855 BS9020-1, DS9020-4		
746/Set	1919/Set	1834/Set	40Kg -57520/Set 70Kg - 72449/Set		

		DWD XP Stainless Steel (95)   S-40Kg Soft Closing	12"	14"	16"	18"	20"	22"	24"	Unit
	AS95	SS Pot Drawer PD		8021	7113	6849	6798	7253	11546	Sets
	CS95	SS Single Round Gallery RD		9490	8520	8256	8205	8605	13805	Sets
	GS95	SS Double Round Gallery RRD		10959	9927	9663	9612	9956	16064	Sets
	HS95	SS Drawer with Side Perforated Plate					13313			Sets
	BS95	SS Inner Front W1200mm w/o Gallery		15092	14185	13920	13868	14324	18618	Sets
	DS95	SS Inner Front & Side Gallery		19443	18473	18209	18158	18558	23758	Sets
	3872	Round Gallery (Stainless Steel)		1469	1407	1407	1407	1351	2259	Sets



FF3989 BS9520+DS9520(x4)  
55271/set

FF3886 Drilling Jig  
4425/Set

Z Divider 3880+3881(1200mm)  
6480/Set

Pantry 3890 BS9520-1, DS9520 -4  
86559/Set

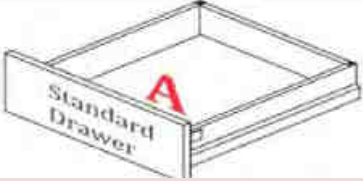

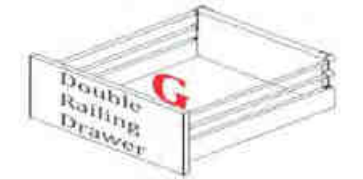









**Drawer Types** - A-Standard Drawer, C-Round Railing Drawer, G-Round Double Railing Drawer, B-Inner Drawer, D-Round Railing Inner Drawer E-Crystal Drawer, F-Inner Crystal Drawer, V- Slim Box Graphite, W- Slim Box White  
**Slide Types** S-Soft Closing 40Kg, **Colour/Series** -70-Inbox Grey - 63 - Slim Box White/Graphite

Image	Code & Size	Description	MRP	Unit
	FFVS63 12"	PAG Slimbox 45Kg Capacity	2122	Sets
	FFVS63 14"	with full extension heavy duty slide	2239	Sets
	FFVS63 16"	Panel Height:84MM	2334	Sets
	FFVS63 18"	Internal Height:63MM	2473	Sets
	FFVS63 20"	Graphite Finish	2558	Sets
	FFVS63 22"		2613	Sets
	FFVS101 14"	PAG Slimbox 45Kg Capacity	2812	Sets
	FFVS101 16"	with full extension heavy duty slide	2950	Sets
	FFVS101 18"	Panel Height:116MM	3095	Sets
	FFVS101 20"	Internal Height:101MM	3229	Sets
	FFVS101 22"	Graphite Finish	3360	Sets
	FFVS148 14"	PAG Slimbox 45Kg Capacity	3122	Sets
	FFVS148 16"	with full extension heavy duty slide	3255	Sets
	FFVS148 18"	Panel Height:180MM	3390	Sets
	FFVS148 20"	Internal Height:148MM	3510	Sets
	FFVS148 22"	Graphite Finish	3641	Sets
	FFVS180 14"	PAG Slimbox 45Kg Capacity	3250	Sets
	FFVS180 16"	with full extension heavy duty slide	3350	Sets
	FFVS180 18"	Panel Height:196MM	3450	Sets
	FFVS180 20"	Internal Height:180MM	3600	Sets
	FFVS180 22"	Graphite Finish	3710	Sets
		FF3791 12"	PAG Aluminium Gallery with Accessories <b>Graphite Finish</b>	343
FF3791 14"		343		Sets
FF3791 16"		343		Sets
FF3791 18"		374		Sets
FF3791 20"		406		Sets
FF3791 22"		437		Sets
	FF3791X2 12"	PAG Aluminium Gallery with Accessories <b>Graphite Finish</b>	686	Sets
	FF3791X2 14"		686	Sets
	FF3791X2 16"		686	Sets
	FF3791X2 18"		749	Sets
	FF3791X2 20"		811	Sets
	FF3791X2 22"		874	Sets
	FF3792	Graphite Side Clip for Panel 101	250	Pairs
	FF3797	Front Panel 2000mm Graphite	3351	Pcs
	FF3793	Graphite Side Clip for Raised Panel 148	465	Pairs
	FF3797	Front Panel 2000mm Graphite	3351	Pcs
	FF3799	Front Square Bar 2000mm Graphite	1177	Pcs
	FF3794	Graphite Side Clip for Glass Panel 148	465	Sets
	FF3797	Front Panel 2000mm Graphite Panel	3351	Sets
	FF3798	Front Glass 600mm	835	Sets
		Front Glass 900mm	1177	Sets

**Drawer Types** - A-Standard Drawer, C-Round Railing Drawer, G-Round Double Railing Drawer, B-Inner Drawer, D-Round Railing Inner Drawer E-Crystal Drawer, F-Inner Crystal Drawer,V- Slim Box Graphite,W- Slim Box White  
**Slide Types** S-Soft Closing 40Kg, **Colour/Series** -70-Inbox Grey - 63 - Slim Box White/Graphite

Image	Code & Size	Description	MRP	Unit
	FFAS70 20"	<b>PAG Standard Inbox</b> 3211 Slide - 1 Pair 3212 Box - 1 Pair	<b>2698</b>	Sets
	FFAS70 22"	3716 Front Clip - 1 Pair 3718 Back Clip - 1 Pair	<b>3185</b>	Sets
	FFCS70 20"	<b>PAG Railing Inbox</b> 3211 Slide - 1 Pair 3212 Box - 1 Pair	<b>3104</b>	Sets
	FFCS70 22"	3716 Front Clip - 1 Pair 3719 Back Clip - 1 Pair 3729 Railing - 1 Pair	<b>3656</b>	Sets
	FFGS70 20"	<b>PAG Double Railing Inbox</b>	<b>3510</b>	Sets
	FFGS70 22"	3211 Slide - 1 Pair 3212 Box - 1 Pair 3716 Front Clip - 1 Pair 3720 Back Clip - 1 Pair 3729 Railing - 2 Pairs	<b>4128</b>	Sets
	FFHS70 20"	<b>PAG Wing Dots Inbox</b> 3211 500 Slide - 1 Pair 3212 500 Box - 1 Pair	<b>3897</b>	Sets
	FFHS70 22"	3716 Front Clip - 1 Pair 3720 Back Clip - 1 Pair 3730 Side Plate - 1 Pair	<b>4436</b>	Sets
	FFES70 20"	<b>PAG Glass Inbox (Frosted Glass Included)</b> 3211 500 Slide - 1 3212 500 Box - 1 3716 Front Clip - 1 3720 Back Clip - 1	<b>4391</b>	Sets
	FFES70 22"	3729 Railing - 1 Pair 3734 Glass Side - 1 Pair 3742 Glass Clip - 2 Pcs	<b>4969</b>	Sets
	FFBS70 20"600	<b>PAG Inner Inbox 600</b> 3211 Slide - 1 Pair 3212 Box - 1 Pair	<b>3598</b>	Sets
	FFBS70 22"600	3718 Back Clip - 1 Pair 3722 Front Clip - 1 Pair 3725 600mm Panel - 1 Pc.	<b>4085</b>	Sets
	FFBS70 20"1100	<b>PAG Inner Inbox 1100</b> 3211 Slide - 1 Pair 3212 Box - 1 Pair	<b>4037</b>	Sets
	FFBS70 22"1100	3718 Back Clip - 1 Pair 3722 Front Clip - 1 Pair 3725 1100mm Panel - 1 Pc.	<b>4524</b>	Sets
	FFDS70 20"600	<b>PAG Inner Railing Inbox 600</b> 3211 Slide - 1 Pair 3212 Box - 1 Pair 3720 Back Clip - 1 Pair 3723 Front Clip - 1 Pair 3725 600mm Panel - 1 Pc. 3732 - 1 Pc 3714 600 Rail - 1 Pc 3729 Side Rail - 1 Pair	<b>4561</b>	Sets
	FFDS70 22"600		<b>5113</b>	Sets
	FFDS70 20"1100	<b>PAG Inner Railing Inbox 1100</b> 3211 Slide - 1 Pair 3212 Box - 1 Pair 3720 Back Clip - 1 Pair 3723 Front Clip - 1 Pair 3725 1100mm Panel - 1 Pc.	<b>5162</b>	Sets
	FFDS70 22"1100	3732 - 1 Pc 3715 1100 Rail - 1 Pc 3729 Side Rail - 1 Pair	<b>5714</b>	Sets
	FFFS70 20"600	<b>PAG Frosted Glass Inner Railing Inbox</b> 3211 Slide - 3212 Box -3720 Back Clip - 1 Pair 3723 Front Clip - 1 Pair 3725 600mm Panel - 1 Pc. 3732 - 1 3714 600 Rail - 1 Pc. 3729 Side Rail - 1 Pr 3734 Glass Side - 1 Pr	<b>5380</b>	Sets
	FFFS70 22"600		<b>5958</b>	Sets
	FFFS70 20"1100	<b>PAG Front Glass Inner Railing Inbox</b> 3211 Slide-1 Pr 3212 Box -1Pr 3720 Back Clip-1 Pr 3723 Front Clip - 1 Pr 3725 1100mm Panel-1 Pc 3732 -1Pc 3715 1100 Rail-1 Pc. 3729 Side Rail-1 Pr 3734 Glass Side-1 Pr	<b>5981</b>	Sets
	FFFS70 22"1100		<b>6559</b>	Sets


**Drawer Types** - A-Standard Drawer, C-Round Railing Drawer, G-Round Double Railing Drawer, B-Inner Drawer, D-Round Railing Inner Drawer E-Crystal Drawer, F-Inner Crystal Drawer, V- Slim Box Graphite, W- Slim Box White  
**Slide Types** S-Soft Closing 40Kg, **Colour/Series** -70-Inbox Grey - 63 - Slim Box White/Graphite

Image	Code & Size	Description	MRP	Unit
	<b>FFIS70 20"600</b>	<b>PAG Wing Inner Inbox</b> 3211 Slide - 1 Pair 3212 Box - 1 Pair 3720 Back Clip - 1 Pair 3723 Front Clip - 1 Pair 3725 600mm Panel - 1 Pc. 3732 - 1 Pc 3714 600 Rail - 1 Pc. 3739 Side Plate - 1 Pair	<b>5678</b>	Sets
	<b>FFIS70 20"1100</b>	<b>PAG Wing Inner Inbox</b> 3211 Slide - 1 Pair 3212 Box - 1 Pair 3720 Back Clip - 1 Pair 3722 Front Clip - 1 Pair 3725 1100mm Panel - 1 Pc. 3732 - 1 Pc 3715 1100 Rail - 1 Pc. 3739 Side Plate - 1 Pair	<b>6279</b>	Sets
	<b>FFJS70 20" 145mm Height</b>	<b>PAG Wing Sink Inbox</b> 3211 Slide - 1 Pair 3212 Box - 1 Pair 3716 Front Clip - 1 Pair 3719 Back Clip - 1 Pair 3740 Side Plate - 2 Pcs.	<b>5148</b>	Sets
	<b>FFJS70 20" 182mm Height</b>	<b>PAG Wing Sink Inbox</b> 3211 500 Slide - 1 Pair 3212 500 Box - 1 Pair 3716 Front Clip - 1 Pair 3720 Back Clip - 1 Pair 3740 Side Plate - 2 Pcs.	<b>5246</b>	Sets
	<b>FFT Divider 450</b>	3736 450mm - 1 Set 3735 - 2 Pcs	<b>1189</b>	Sets
	<b>FFT Divider 500</b>	3736 500mm - 1 Set 3735 - 2 Pcs	<b>1305</b>	Sets
	<b>FFT Divider 600</b>	3736 600mm - 1 Set 3735 - 2 Pcs	<b>1478</b>	Sets
	<b>FFT Divider 1100</b>	3737 1070mm - 1 Pc 3738 - 1 Pair 3735 - 2 Pcs	<b>2164</b>	Sets
	<b>FFL Divider 600mm</b>	3709 - 4 Pcs 3710 - 12 pcs 3714 600mm - 4 pcs	<b>1564</b>	Sets
	<b>FFL Divider 1100mm</b>	3709 - 4 Pcs 3710 - 12 pcs 3715 1100mm - 4 pcs	<b>2216</b>	Sets
	<b>FFS Divider 600mm</b>	3711 - 4 pcs 3714 600 - 5 pcs 3713 - 6 pcs 3712 - 6 Pcs	<b>1667</b>	Sets
	<b>FFS Divider 1100mm</b>	3711 - 4 pcs 3715 1100 - 4 pcs 3713 - 6 pcs 3712 - 6 Pcs	<b>2482</b>	Sets
	<b>FFS Divider 20"</b>	3731 1200mm - 1 set 500mm	<b>1056</b>	Sets
	<b>FFS Divider 22"</b>	3731 1200mm - 1 set 550mm	<b>1108</b>	Sets
	<b>FFP Divider 20"</b>	3731 1200mm - 1 set 3721 - 8 Pcs	<b>2952</b>	Sets
	<b>FFP Divider 22"</b>	3731 1200mm - 1 set 3721 - 8 Pcs	<b>3004</b>	Sets
	<b>FFP Divider 600</b>	3711 - 4 pcs 3714 600 - 5 pcs 3713 - 6 pcs 3721 - 8 Pcs	<b>3365</b>	Sets
	<b>FFP Divider 1100</b>	3712 - 4 pcs 3715 1100 - 4 pcs 3713 - 6 pcs 3721 - 8 Pcs	<b>4180</b>	Sets

**Drawer Types** - A-Standard Drawer, C-Round Railing Drawer, G-Round Double Railing Drawer, B-Inner Drawer, D-Round Railing Inner Drawer E-Crystal Drawer, F-Inner Crystal Drawer, V- Slim Box Graphite, W- Slim Box White  
**Slide Types** S-Soft Closing 40Kg, **Colour/Series** -70-Inbox Grey - 63 - Slim Box White/Graphite

Image	Code & Size	Description	MRP	Unit
	FF3701 500	Two Division SS Cutlery Divider	1843	Sets
	FF3701 550		1979	Sets
	FF3702 500	Four Division SS Cutlery Divider	2733	Sets
	FF3702 550		2964	Sets
	FF3703 500	Four Division SS Cutlery Divider	2915	Sets
	FF3703 550		3107	Sets
	FF3705 88/88	Inner Cutlery Box for 3701, 3702, 3703	377	Pcs.
	FF3705 176/88		546	Pcs.
	FF3705 264/88		770	Pcs.
	FF3706 88	Inner Cutlery Box Across Divider Side Partition	78	Pcs.
	FF3706 176		133	Pcs.
	FF3707 500	SS Cutlery Box Separating Divider Middle Partition	978	Pcs.
	FF3707 550		1128	Pcs.
	FF3708 88	Connector For Divider 3707 and 3706	78	Pcs.
	FF3708 176		133	Pcs.
	FF3211 20"	40Kg Capacity Inbox Runner Extremely Silent Smooth Mechanism SOFT-CLOSING 80000 Cycles tested	1414	Pairs
	FF3211 22"		1414	Pairs
	FF3212 20"	Inbox Box for 3211 Inbox Runner Light Grey Finish Easily Detachable long lasting finish Height : 105mm	1186	Pairs
	FF3212 22"		1446	Pairs
	FF3716	Front Connector for Wooden Shutters	98	Pairs
	FF3718 70	Rear Connector for Back Panel 3726	228	Pairs
	FF3719 145	Rear Connector for Back Panel 3727	325	Pairs
	FF3720 182	Rear Connector for Back Panel 3728	423	Pairs







**Drawer Types** - A-Standard Drawer, C-Round Railing Drawer, G-Round Double Railing Drawer, B-Inner Drawer, D-Round Railing Inner Drawer E-Crystal Drawer, F-Inner Crystal Drawer, V- Slim Box Graphite, W- Slim Box White  
**Slide Types** S-Soft Closing 40Kg, **Colour/Series** -70-Inbox Grey - 63 - Slim Box White/Graphite

Image	Code & Size	Description	MRP	Unit
	FF3709	Separating Rod Fitting With Double Rod	49	Pcs.
	FF3710	Separating Rod Fitting for additional rod	49	Pcs.
	FF3711	Rod Side Fitting	26	Pcs.
	FF3712	End Socket For Rod 3714/15	33	Pcs.
	FF3713	Rod Fitting Across Connector	65	Pcs.
	FF3714 600	Horizontal Rod	195	Pcs.
	FF3715 1100		358	Pcs.
	FF3721	Separating Plate	211	Pcs.
	FF3722 70	Front Connector	185	Pairs
	FF3723 182	Inner Front Connector	263	Pairs
	FF3725 600	Front Plate	813	Pcs.
	FF3725 1100		1251	Pcs.
	FF3726 330	Backside Panel to be fixed with Back Panel Clip 3718	270	Pcs.
	FF3726 380		286	Pcs.
	FF3726 430		319	Pcs.
	FF3726 530		374	Pcs.
	FF3726 630		452	Pcs.
	FF3726 830		579	Pcs.
	FF3727 330	Backside Panel to be fixed with Back Panel Clip 3719	371	Pcs.
	FF3727 380		390	Pcs.
	FF3727 430		439	Pcs.
	FF3727 530		520	Pcs.
	FF3727 630		618	Pcs.
	FF3727 830		790	Pcs.
	FF3728 330	Backside Panel to be fixed with Back Panel Clip 3720	530	Pcs.
	FF3728 380		608	Pcs.
	FF3728 430		715	Pcs.
	FF3728 530		819	Pcs.
	FF3728 730		952	Pcs.
	FF3728 830		1186	Pcs.
	FF3729 500	Drawing Bar L & R	309	Pairs
	FF3729 550		374	Pairs

**Drawer Types** - A-Standard Drawer, C-Round Railing Drawer, G-Round Double Railing Drawer, B-Inner Drawer, D-Round Railing Inner Drawer E-Crystal Drawer, F-Inner Crystal Drawer, V- Slim Box Graphite, W- Slim Box White  
**Slide Types** S-Soft Closing 40Kg, **Colour/Series** -70-Inbox Grey - 63 - Slim Box White/Graphite

Image	Code & Size	Description	MRP	Unit
	FF3730 500	100mmH Side Plate	1004	Pairs
	FF3730 550		1056	Pairs
	FF3731 500	1200mm Drawer Horizontal & Vertical Rod Division Complete Set	1056	Pairs
	FF3731 550		1108	Pairs
	FF3732	80mmH Front Handle	185	Pcs.
	FF3733 500	Railing For Under Slide	341	Pairs
	FF3733 550		374	Pairs
	FF3734 500	Side Clamp With Glass	819	Pairs
	FF3734 550		845	Pairs
	FF3735	Vertical Separating Plate	237	Pcs.
	FF3736 450	Transverse Separating Plate	715	Pcs.
	FF3736 500		831	Pcs.
	FF3736 600		1004	Pcs.
	FF3737 1070	Transverse Separating Plate	1609	Pcs.
	FF3738	End Cap For 3737	81	Pairs
	FF3739 500	125mmH Double-Layer Side Plate	1427	Pairs
	FF3740 500	165mmH Middle Separating Plate	1177	Pcs.
	FF3742	Glass Clip	264	Pcs.

**Drawer Types** - A-Standard Drawer, C-Round Railing Drawer, G-Round Double Railing Drawer, B-Inner Drawer, D-Round Railing Inner Drawer E-Crystal Drawer, F-Inner Crystal Drawer, V- Slim Box Graphite, W- Slim Box White  
**Slide Types** S-Soft Closing 40Kg, **Colour/Series** -70-Inbox Grey - 63 - Slim Box White/Graphite






Image	Code & Size	Description	MRP	Unit
	<b>FF3751 450mm</b>	Grey 450 ABS Cultery box (W340~385XD440~485XH60MM)	<b>12</b>	Pcs
	<b>FF3752 600mm</b>	Grey 600 ABS Cultery box (W485~530XD440~485XH60MM)	<b>15</b>	Pcs
	<b>FF3753 900mm</b>	Grey 900 ABS Cultery box (W785~830XD440~485XH60MM)	<b>23</b>	Pcs
	<b>FF3704 300/500</b>	Stainless Steel Eight Division Complete Cutlery Box Divider + 4 Cup Set 3M+1L Cup for 300mm Width	<b>5171</b>	Sets
	<b>FF3704 300/550</b>		<b>5499</b>	Sets
	<b>FF3704 450/500</b>	Stainless Steel Eight Division Complete Cutlery Box Divider + 7Cup Set 2S+2M+3L Cup for 450mm Width	<b>9748</b>	Sets
	<b>FF3704 450/550</b>		<b>9950</b>	Sets
	<b>FF3745</b>	PVC Grey, Transparent, Graphite 1.2mm Anti Slip Matt 20 Mtr Roll * 500mm	<b>300</b>	Mtr
	<b>FF3745</b>	PVC Grey, Transparent, Graphite 1.2mm Anti Slip Matt 20 Mtr Roll * 550mm	<b>325</b>	Mtr

**Drawer Types** - A-Standard Drawer, C-Round Railing Drawer, G-Round Double Railing Drawer, B-Inner Drawer, D-Round Railing Inner Drawer E-Crystal Drawer, F-Inner Crystal Drawer, V- Slim Box Graphite, W- Slim Box White  
**Slide Types** S-Soft Closing 40Kg, **Colour/Series** -70-Inbox Grey - 63 - Slim Box White/Graphite

Image	Code & Size	Description	MRP	Unit
	<b>FF3744</b>	Adjustable Dish Holder	<b>1849</b>	Sets
	<b>FF3963</b>	White Finish Steel Microwave Stand	<b>1788</b>	Pairs
	<b>FF5091 150mm</b>	H80mm	<b>189</b>	Pcs
	<b>FF5091 225mm</b>		<b>286</b>	Pcs
	<b>FF5091 250mm</b>	Ventilation Grill	<b>315</b>	Pcs
	<b>FF5091 400mm</b>	SS/brush Nickel	<b>504</b>	Pcs
	<b>FF5091 1000mm</b>		<b>1261</b>	Pcs
	<b>FF5092 100mm</b>	H50mm	<b>104</b>	Pcs
	<b>FF5092 200mm</b>	Ventilation Grill	<b>208</b>	Pcs
	<b>FF5092 300mm</b>	SS/brush Nickel	<b>312</b>	Pcs
<b>FF5092 400mm</b>		<b>416</b>	Pcs	
	<b>FF3650-8LTR</b>	SS304 CP Door Dustbin 8Litre	<b>2550</b>	Pcs
	<b>FF3650-14LTR</b>	SS304 CP Door Dustbin 14Litre	<b>3250</b>	Pcs
	<b>FF3660</b>	8 Litres Each Box D452xW250XH365 264/300mm	<b>6500</b>	Pcs
	<b>FF3681</b>	CP Finish SS304 GTPT 600	<b>2750</b>	Sets
	<b>FF3681</b>	CP Finish SS304 GTPT 700	<b>3075</b>	Sets
	<b>FF3681</b>	CP Finish SS304 GTPT 800	<b>3450</b>	Sets
	<b>FF3681</b>	CP Finish SS304 GTPT 900	<b>3758</b>	Sets
	<b>FF3681</b>	Graphite Finish SS304 GTPT 600	<b>6950</b>	Sets
	<b>FF3681</b>	Graphite Finish SS304 GTPT 700	<b>7550</b>	Sets
	<b>FF3681</b>	Graphite Finish SS304 GTPT 800	<b>7975</b>	Sets
	<b>FF3681</b>	Graphite Finish SS304 GTPT 900	<b>8550</b>	Sets
	<b>FF3670</b>	6"x450mm Wicker Basket	<b>5119</b>	Pcs
	<b>FF3670</b>	6"x600mm Wicker Basket	<b>5769</b>	Pcs
	<b>FF3670</b>	6"x900mm Wicker Basket	<b>6175</b>	Pcs
	<b>FF3670</b>	8"x450mm Wicker Basket	<b>5509</b>	Pcs
	<b>FF3670</b>	8"x600mm Wicker Basket	<b>6094</b>	Pcs
	<b>FF3670</b>	8"x900mm Wicker Basket	<b>6679</b>	Pcs



**Drawer Types** - A-Standard Drawer, C-Round Railing Drawer, G-Round Double Railing Drawer, B-Inner Drawer, D-Round Railing Inner Drawer E-Crystal Drawer, F-Inner Crystal Drawer, V- Slim Box Graphite, W- Slim Box White  
**Slide Types** S-Soft Closing 40Kg, **Colour/Series** -70-Inbox Grey - 63 - Slim Box White/Graphite

Image	Code & Size	Description	MRP	Unit
	FF3635	414/450mm 1300mm Height PVC+Aluminium Rolling Shutter	10400	Sets
	FF3635	564/600mm 1300mm Height PVC+Aluminium Rolling Shutter	11375	Sets
	FF3635	864/900mm 1300mm Height PVC+Aluminium Rolling Shutter	12675	Sets
	FF3680	CP 600mm GTPT	1800	Pcs
	FF3680	CP 700mm GTPT	1875	Pcs
	FF3680	CP 800mm GTPT	1950	Pcs
	FF3680	CP 900mm GTPT	2300	Pcs
		FF3626	SS304 CP 21*20*4 Inch Cutlery Basket	4550
Customized Sizes Available		SS304 CP 21*20*6 Inch Plain Basket	4062	Pcs
Customized Sizes Available		SS304 CP 21*20*8 Inch Thali Basket	5200	Pcs
	FF3613	Front Connector for Baskets FF3626	495	Sets
	FF3651L	150mm Bottle Pull Out - (2 Shelf) - Graphite	6300	Pcs
	FF3651R	D470xW100xH657 'Left/Right	6300	Pcs
	FF3651L	200mm Bottle Pull Out - (2 Shelf) - Graphite	6900	Pcs
	FF3651R	D470xW155xH657 Left/Right	6900	Pcs
	FF3651L	300mm Bottle Pull Out - (2 Shelf) - Graphite	7500	Pcs
	FF3651R	D470xW255xH657 Left/Right	7500	Pcs

**Drawer Types** - A-Standard Drawer, C-Round Railing Drawer, G-Round Double Railing Drawer, B-Inner Drawer, D-Round Railing Inner Drawer E-Crystal Drawer, F-Inner Crystal Drawer, V- Slim Box Graphite, W- Slim Box White  
**Slide Types** S-Soft Closing 40Kg, **Colour/Series** -70-Inbox Grey - 63 - Slim Box White/Graphite

Image	Code & Size	Description	MRP	Unit
	FF3651	3 Shelf Bottle Pull Out Universal for Left & Right 300mm- Graphite D470xW255xH657	10790	Pcs
	FF3652L	850-900mm Corner Basket S Tray Left Graphite Finish	16250	Pcs
	FF3652R	850-900mm Corner Basket S Tray Right Graphite Finish	16250	Pcs
	FF3653	5 Shelf - Tall Unit 1700-2000 (300mm)	29450	Pc
	FF3653	6 Shelf Tall Unit 1850-2200 (300mm)	32450	Pc
	FF3653	5 Shelf - Tall Unit 1700-2000 (400mm)	30500	Pc
	FF3653	6 Shelf Tall Unit 1850-2200 (400mm)	33500	Pc
	FF3654	10 Shelf - Pantry Unit 1350-1550 (450mm)	27750	Pc
	FF3654	12 Shelf Pantry Unit 1850-2200 (450mm)	30750	Pc
	FF3654	10 Shelf - Pantry Unit 1350-1550 (600mm)	32750	Pc
	FF3654	12 Shelf Pantry Unit 1850-2200 (600mm)	35750	Pc
	FF3636	Graphite D*W 150*500mm (Only Basket)	1950	Pcs
	FF3636	Graphite D*W 200*500mm (Only Basket)	2275	Pcs
	FF3636	Graphite D*W 300*500mm (Only Basket)	2825	Pcs
	FF3636	Graphite D*W 450*500mm (Only Basket)	3575	Pcs
	FF3636	Graphite D*W 600*500mm (Only Basket)	4500	Pcs
	FF3636	Graphite D*W 900*500mm (Only Basket)	6300	Pcs

**Drawer Types** - A-Standard Drawer, C-Round Railing Drawer, G-Round Double Railing Drawer, B-Inner Drawer, D-Round Railing Inner Drawer E-Crystal Drawer, F-Inner Crystal Drawer, V- Slim Box Graphite, W- Slim Box White  
**Slide Types** S-Soft Closing 40Kg, **Colour/Series** -70-Inbox Grey - 63 - Slim Box White/Graphite

Image	Code & Size	Description	MRP	Unit
	<b>FF3636</b>	450mmx4" (Only Baskets) for Pantry Units	1204	Pcs
	<b>FF3636</b>	450mmx8" (Only Baskets) for Pantry Units	2000	Pcs
	<b>FF3636</b>	600mmx4" (Only Baskets) for Pantry Units	1611	Pcs
	<b>FF3636</b>	600mmx8" (Only Baskets) for Pantry Units	2500	Pcs
	<b>FF3636</b>	300mmx18" (Only Baskets) for Pantry Units	2135	Pcs
	<b>FF3636</b>	400mmx18" (Only Baskets) for Pantry Units	2402	Pcs
	<b>FF3655</b>	Swivel Basket Dia - 710mm H(600-750) Cabinet Width 800-900mm	<b>12650</b>	Pcs
	<b>FF4201</b>	Nylon Plastic Cap 10x10.5mm	<b>0.98</b>	Pcs
	<b>FF4202</b>	Satin Nickel 18mm Board	<b>6.18</b>	Pcs
	<b>FF4203</b>	Steel Screw 34/44mm	<b>4.55</b>	Pcs
	<b>FF4204</b>	Steel Screw 32/41mm	<b>5.2</b>	Pcs
	<b>FF4205</b>	Connecting Screw 5*35mm	<b>8</b>	Pcs
	<b>FF4206</b>	8x1.6mm 210 Pcs per Strip	<b>6</b>	Pc
	<b>FF4210</b>	Wooden Dowels 6x30mm (1000 Pcs MOQ)	<b>0.85</b>	Pcs
	<b>FF4210</b>	8x40mm (1000 Pcs MOQ)	<b>1.25</b>	Pcs
	<b>FF4212</b>	Cabinet Hanger	<b>150</b>	Sets

**Drawer Types** - A-Standard Drawer, C-Round Railing Drawer, G-Round Double Railing Drawer, B-Inner Drawer, D-Round Railing Inner Drawer E-Crystal Drawer, F-Inner Crystal Drawer, V- Slim Box Graphite, W- Slim Box White  
**Slide Types** S-Soft Closing 40Kg, **Colour/Series** -70-Inbox Grey - 63 - Slim Box White/Graphite

Image	Code & Size	Description	MRP	Unit
	<b>FF4214</b>	100mm PVC Legs	<b>40</b>	pcs
	<b>FF4215</b>	Snap Fit	<b>8</b>	Pcs
	<b>FF4216</b>	Skirting 100mmx3.65m Anthracite Plinth	<b>1350</b>	Pcs
	<b>FF4216</b>	Skirting 100mmx3.65m Silver Plinth	<b>1350</b>	Pcs
	<b>FF4217</b>	Corner 100mmx3.65m Anthracite	<b>40</b>	Pcs
	<b>FF4217</b>	Corner 100mmx3.65m Silver	<b>40</b>	Pcs
	<b>FF4218</b>	Elbow 100mmx3.65m Anthracite	<b>200</b>	Pcs
	<b>FF4218</b>	Elbow 100mmx3.65m Silver	<b>200</b>	Pcs
	<b>FF4219</b>	Center 100mmx3.65m Anthracite	<b>40</b>	Pcs
	<b>FF4219</b>	Center 100mmx3.65m Silver	<b>40</b>	Pcs

Image	Code	Description	Material	Size /Weight	Finish	MRP	Unit	Box	
<b>Drawer Slides</b>									
	FF3201	1.2mm Side Mounting Slide 25Kg Capacity	Cold Rolled Steel	450mm	Ivory	90	Pairs	20	
				500mm		100	Pairs	20	
				550mm		110	Pairs	20	
				600mm		120	Pairs	20	
	FF3202	1.2mm Bottom Mounting Slide 25Kg Capacity	Cold Rolled Steel	300mm	Ivory	147	Pairs	20	
				350mm		172	Pairs	20	
				400mm		196	Pairs	20	
				450mm		220	Pairs	20	
				500mm		245	Pairs	20	
				550mm		270	Pairs	20	
				600mm		294	Pairs	20	
	FF3205	1.5mm Full Extension bottom mount Slide 40 Kg Capacity	Cold Rolled Steel	450mm	Ivory	388	Pairs	10	
				500mm		426	Pairs	10	
				600mm		504	Pairs	10	
<b>Metabox</b>			<b>H54</b>	<b>H86</b>	<b>H118</b>	<b>H150</b>			
	FF3203 300	1.2mm Metabox Slide 25 Kg Capacity Height Adjustment	H54	233	272	312	352	Pairs	10
	FF3203 350			255	300	346	392	Pairs	10
	FF3203 400			277	328	380	432	Pairs	10
	FF3203 450			299	356	414	472	Pairs	10
	FF3203 500			320	384	448	512	Pairs	10
	FF3203 550			342	412	482	552	Pairs	10
	FF3204 300	1.2mm Full Extension Metabox Slide 25 Kg Capacity	H54	338	372	406	458	Pairs	10
	FF3204 350			384	417	459	515	Pairs	10
	FF3204 400			430	465	515	576	Pairs	10
	FF3204 450			475	512	570	634	Pairs	10
	FF3204 500			518	556	622	691	Pairs	10
	FF3204 550			565	602	675	749	Pairs	10
<b>Regular Telescopic Drawer Slides</b>									
	FF3206	12.7 to 13mm Side 32mm Hole Drilling System Gap Full Extension Ball Bearing Telescopic Slide 35Kg Capacity with Removable Drawer Latch	Work Hardened Cold Rolled Steel	8"	Zinc/Black	216	Pairs	15	
				10"		216	Pairs	15	
				12"		259	Pairs	15	
				14"		303	Pairs	15	
				16"		346	Pairs	15	
				18"		389	Pairs	15	
				20"		432	Pairs	15	
22"	475	Pairs	15						
	FF3207	12.7 to 13mm Side 32mm Hole Drilling System Full Extension Ball Bearing Telescopic Slide 45Kg Capacity with Removable Drawer Latch	Work Hardened Cold Rolled Steel	8"	Zinc/Black	289	Pairs	15	
				10"		289	Pairs	15	
				12"		341	Pairs	15	
				14"		405	Pairs	15	
				16"		463	Pairs	15	
				18"		521	Pairs	15	
				20"		579	Pairs	15	
				22"		636	Pairs	15	
				24"		694	Pairs	15	
				26"		752	Pairs	15	
				28"		810	Pairs	15	
30"	868	Pairs	15						

Image	Code	Description	Material	Size /Weight	Finish	MRP	Unit	Box
<b>Special Telescopic Drawer Slides</b>								
	FF3208	Stainless Steel Telescopic Slide Full Extension SS Finish 40Kg Capacity Silent Mechanism	Stainless Steel	10"	SS	510	Pairs	10
				12"		612	Pairs	10
				14"		714	Pairs	10
				16"		816	Pairs	10
				18"		918	Pairs	10
				20"		1021	Pairs	10
				22"		1123	Pairs	10
				24"		1225	Pairs	10
	FF3213	THE SLIM SUMO SLIDE 53mm Full Extension <b>Heavy Duty</b> Telescopic 100Kg - Movement 125Kg - Static Upto 200Kg with Bed Rollers	Work Hardened Cold Rolled Steel	14"	Zinc	1347	Pairs	5
				16"		1540	Pairs	5
				18"		1732	Pairs	5
				20"		1950	Pairs	5
				22"		2116	Pairs	5
				24"		2309	Pairs	5
				28"		2730	Pairs	5
				30"		2925	Pairs	5
				32"		3120	Pairs	5
				34"		3315	Pairs	5
				36"		3510	Pairs	5
				48"		4618	Pairs	1
60"	5772	Pairs	1					
	FF3214	1.2x1.2x1.5mm PAG <b>Soft-Closing</b> Telescopic Full Extension 45 Kg Capacity Silent System	Work Hardened Cold Rolled Steel	12"	Zinc/Black	800	Pairs	15
				14"		878	Pairs	15
				16"		949	Pairs	15
				18"		1024	Pairs	15
				20"		1095	Pairs	15
				22"		1170	Pairs	15
				24"		1245	Pairs	15
	FF3215	1.2x1.2x1.5mm PAG <b>Push to Open</b> Telescopic Full Extension 40 Kg Capacity Silent System	Work Hardened Cold Rolled Steel	12"	Zinc	752	Pairs	15
				14"		826	Pairs	15
				16"		900	Pairs	15
				18"		974	Pairs	15
				20"		1048	Pairs	15
				22"		1122	Pairs	15
				24"		1196	Pairs	15
<b>Undermount Drawer Slides</b>								
	FF3217	Clip-On <b>Wooden Soft Closing Undermount Slide</b> 30 Kg 1.5/1/5/1.8 Height Adjustable by 3mm with clip	Work Hardened Cold Rolled Steel	14"	Zinc	1338	Pairs	10
				16"		1423	Pairs	10
				18"		1508	Pairs	10
				20"		1594	Pairs	10
				22"		1679	Pairs	10
				24"		1765	Pairs	10
	FF3218	Clip-On <b>Basket Soft Closing Undermount Slide</b> 30 Kg 1.5/1/5/1.8 Height Adjustable by 3mm with clip	Work Hardened Cold Rolled Steel	18"	Zinc	2113	Pairs	10
				20"		2243	Pairs	10
				22"		2373	Pairs	10
	FF3219	Clip-On <b>Wooden Push-Open Soft Closing Undermount Slide</b> 30 Kg 1.5/1/5/1.8 Height Adjustable by 3mm with clip	Work Hardened Cold Rolled Steel	14"	Zinc	2561	Pairs	10
				16"		2675	Pairs	10
				18"		2792	Pairs	10
				20"		2906	Pairs	10
				22"		3019	Pairs	10












Image	Code	Description	Material	Size /Weight	Finish	MRP	Unit	Box
<b>Concealed Hinges - Regular/Push Open/Soft Close</b>								
	<b>FF3227</b>	<b>Regular Slide-On Hinge</b> (2 Holes Plate) 14 to 24mm Door Thickness, 50000 Cycles Tested 105 Degree Hinge	Steel	0^	SN	<b>72</b>	Pairs	100
	<b>FF3228</b>		Steel	8^	SN	<b>72</b>	Pairs	100
	<b>FF3229</b>		Steel	17^	SN	<b>72</b>	Pairs	100
	<b>FF3275</b>	<b>Regular Clip-On Hinge</b> (4 Holes Plate) 14 to 24mm Door Thickness, 50000 Cycles Tested 105 Degree Hinge	Steel	0^	SN	<b>130</b>	Pairs	100
	<b>FF3276</b>		Steel	8^	SN	<b>130</b>	Pairs	100
	<b>FF3277</b>		Steel	17^	SN	<b>130</b>	Pairs	100
	<b>FF3238</b>	<b>Regular Slide-on Thick Door Hinge</b> 16 to 40mm Door Thickness, 50000 Cycles Tested 105 Degree Hinge	Steel	0^	SN	<b>160</b>	Pairs	100
	<b>FF3239</b>		Steel	8^	SN	<b>185</b>	Pairs	100
	<b>FF3240</b>		Steel	17^	SN	<b>200</b>	Pairs	100
	<b>FF3278</b>	<b>Regular Slide-on Hinge</b> (E95087) (Body & Cup Cover) 14 to 26mm Door Thickness, 50000 Cycles Tested 110 Degree Hinge Ferrari (Made in Italy)	Steel	0^	SN	<b>94</b>	Pairs	100
	<b>FF3279</b>		Steel	8^	SN	<b>97</b>	Pairs	100
	<b>FF3280</b>		Steel	17^	SN	<b>104</b>	Pairs	100
	<b>FF3259 (AEGNS)</b>	<b>Both Side Clip-On Hinge</b> (C90505) 14 to 26mm Door Thickness, 80000 Cycles Tested 110 Degree Hinge	Steel	0^	SN	<b>137</b>	Pairs	50
	<b>FF3260 (BEGNS)</b>		Steel	8^	SN	<b>145</b>	Pairs	50
	<b>FF3261 (CEGNS)</b>		Steel	15^	SN	<b>155</b>	Pairs	50
	<b>FF3281</b>	<b>Regular Slide-On Push Open Hinge</b> 14 to 26mm Door Thickness, 50000 Cycles Tested 110 Degree Hinge - Compatible with 3464 Ball Catch	Steel	0^	SN	<b>108</b>	Pairs	50
	<b>FF3282</b>		Steel	8^	SN	<b>110</b>	Pairs	50
	<b>FF3283</b>		Steel	17^	SN	<b>112</b>	Pairs	50
	<b>FF3465B</b>	<b>Regular Slide-On Push Open Hinge</b> (H96087) 14 to 24mm Door Thickness, 50000 Cycles Tested 105 Degree Hinge - Compatible with 3465 & 3468 Touch Latch Ferrari (Made in Italy)	Steel	0^	SN	<b>280</b>	Pairs	50
	<b>FF3465C</b>		Steel	8^	SN	<b>290</b>	Pairs	50
	<b>FF3465D</b>		Steel	17^	SN	<b>300</b>	Pairs	50
	<b>FF3268</b>	<b>Hydraulic Slide-On Hinge</b> (4 Holes Plate) 14 to 24mm Door Thickness, 50000 Cycles Tested 105 Degree Hinge	Steel	0^	SN	<b>157</b>	Pairs	100
	<b>FF3269</b>		Steel	8^	SN	<b>157</b>	Pairs	100
	<b>FF3270</b>		Steel	17^	SN	<b>157</b>	Pairs	100

Image	Code	Description	Material	Size /Weight	Finish	MRP	Unit	Box
<b>Concealed Hinges - Regular/Push Open/Soft Close</b>								
	<b>FF3220H</b>	<b>Heavy Hydraulic, Clip-on Hinge</b> (4 Holes Plate with Body & Cup Cover) 14 to 24mm Door Thickness, 50000 Cycles Tested 105 Degree Hinge	Steel	0^	SN	<b>322</b>	Pairs	100
	<b>FF3221H</b>		Steel	8^	SN	<b>328</b>	Pairs	100
	<b>FF3222H</b>		Steel	15^	SN	<b>335</b>	Pairs	100
	<b>FF3220L</b>	<b>Hydraulic, Clip-on Hinge</b> (4 Holes Plate with Body & Cup Cover) 14 to 24mm Door Thickness, 50000 Cycles Tested 105 Degree Hinge	Steel	0^	SN	<b>222</b>	Pairs	100
	<b>FF3221L</b>		Steel	8^	SN	<b>228</b>	Pairs	100
	<b>FF3222L</b>		Steel	15^	SN	<b>235</b>	Pairs	100
	<b>FF3223</b>	<b>Hydraulic, Clip-on Thick Door Hinge</b> (4 Holes Plate with Body & Cup Cover) 16 to 40mm Door Thickness, 50000 Cycles Tested 105 Degree Hinge	Steel	0^	SN	<b>462</b>	Pairs	50
	<b>FF3224</b>		Steel	8^	SN	<b>462</b>	Pairs	50
	<b>FF3225</b>		Steel	17^	SN	<b>462</b>	Pairs	50
	<b>FF3287</b>	<b>Hydraulic Clip On SS201 Hinge</b> 4 Hole Plate Cold Rolled Steel with Brass Cylinder Door Thickness : 14-21mm	SS201	0^	SN	<b>474</b>	Pairs	50
	<b>FF3288</b>		SS201	8^	SN	<b>480</b>	Pairs	50
	<b>FF3289</b>		SS201	15^	SN	<b>480</b>	Pairs	50
	<b>FF3297</b>	<b>Hydraulic Clip On SS304 Hinge with 3D Plate</b> 4 Hole Plate Cold Rolled Steel with Brass Cylinder Door Thickness : 14-21mm	SS304	0^	SN	<b>634</b>	Pairs	50
	<b>FF3298</b>		SS304	8^	SN	<b>640</b>	Pairs	50
	<b>FF3299</b>		SS304	15^	SN	<b>640</b>	Pairs	50
	<b>FF3249</b>	<b>Hydraulic Clip On 3D Hinge</b> 3 Hole 3D Plate Full Overlay with Super Soft Close - Has the ability to soft close from short openings	Steel	0^	SN	<b>374</b>	Pairs	50
	<b>FF3250</b>		Steel	8^	SN	<b>380</b>	Pairs	50
	<b>FF3251</b>		Steel	15^	SN	<b>380</b>	Pairs	50
<b>Pie Cut Corner Hinges</b>								
	<b>FF3230</b>	<b>4 Hole Plate Clip On Hydraulic 165 Degree Full Overlay with 3D plate</b> Depth of Hinge Cup : 11.5mm Door Thickness : 14-21mm	Steel	0^	SN	<b>715</b>	Pairs	50
	<b>FF3273</b>	<b>4 Hole Plate Slide On 165 Degree Full Overlay</b> Depth of Hinge Cup : 11.5mm Door Thickness : 14-21mm	Steel	0^	SN	<b>360</b>	Pairs	50
	<b>FF3263</b>	<b>Slide On Bi Fold 90 Degree Full Overlay</b> Depth of Hinge Cup : 11.5mm Door Thickness : 14-21mm	Steel	0^	SN	<b>200</b>	Pairs	50



Image	Code	Description	Material	Size /Weight	Finish	MRP	Unit	Box
<b>Degree Hinges</b>								
	<b>FF3231</b>	<b><u>Clip On Hydraulic 45 Degree</u></b> Full Overlay Cold Rolled Steel Depth of Hinge Cup : 11.5mm Door Thickness : 14-21mm	Steel	0^	SN	<b>559</b>	Pairs	50
	<b>FF3234</b>	<b><u>Clip On Hydraulic 25 Degree</u></b> Full Overlay Cold Rolled Steel Depth of Hinge Cup : 11.5mm Door Thickness : 14-21mm	Steel	0^	SN	<b>348</b>	Pairs	50
	<b>FF3235</b>	<b><u>Clip on Hydraulic 30 Degree</u></b> Full Overlay Cold Rolled Steel Depth of Hinge Cup : 11.5mm Door Thickness : 14-21mm	Steel	0^	SN	<b>348</b>	Pairs	50
	<b>FF3232</b>	<b><u>Slide On Blind Corner Hydraulic 90 Degree</u></b> Full Overlay Cold Rolled Steel Depth of Hinge Cup : 11.5mm Door Thickness : 14-21mm	Steel	0^	SN	<b>559</b>	Pairs	50
	<b>FF3256</b>	Angled Hinge with Mount Plate	Steel	120^	SN	<b>180</b>	Pairs	50
	<b>FF3257</b>	Angled Hinge with Mount Plate	Steel	135^	SN	<b>180</b>	Pairs	50
	<b>FF3255</b>	Hinge with Mount Plate	Steel	60^	SN	<b>180</b>	Pairs	50
	<b>GH2130</b>	Clip on 0^ Hydraulic Hinges 50000 Cycles Tested	Steel	0^ 6mm	CP	<b>327</b>	Pairs	25
	<b>GH2131</b>	Clip on 8^ Hydraulic Hinges 50000 Cycles Tested	Steel	8^ 6mm	CP	<b>333</b>	Pairs	25
	<b>GH2132</b>	Clip on 15^ Hydraulic Hinges 50000 Cycles Tested	Steel	15^ 6mm	CP	<b>339</b>	Pairs	25
	<b>GH3258</b>	Ferrari Italian Glass Hinge	Steel	17^	SN	<b>135</b>	Pairs	50

Image	Code	Description	Material	Size /Weight	Finish	MRP	Unit	Box
<b>Frame Hinges &amp; Glass Hinges</b>								
	<b>FF3524 0^</b>	<b>Regular Slide-On Aluminium Frame Hinge</b> 19-24mm Frame 50000 Cycles	Steel	0^	SN	<b>180</b>	Pairs	50
	<b>FF3524 8^</b>	Tested 95 Degree Hinge Compatible with Profile 3523	Steel	8^	SN	<b>180</b>	Pairs	50
	<b>FF3511</b>	<b>Regular Slide-On Aluminium Frame Hinge</b> 19-24mm Frame 50000 Cycles	Steel	0^	SN	<b>125</b>	Pairs	50
	<b>FF3512</b>	Tested 95 Degree Hinge Compatible with Profile 3501 and 3503	Steel	8^	SN	<b>125</b>	Pairs	50
	<b>FF3541</b>	<b>Soft-Closing Slide-On Aluminium Frame Hinge</b> 19-24mm Frame 50000 Cycles	Steel	0^	SN	<b>354</b>	Pairs	50
	<b>FF3542</b>	Tested 95 Degree Hinge Compatible with Aluminium Profile 3501 and	Steel	8^	SN	<b>360</b>	Pairs	50
	<b>FF3543</b>	3503	Steel	17^	SN	<b>366</b>	Pairs	50
<b>Glass Hinges</b>								
	<b>FF2102</b>	Top Bottom Hinges	Zinc	5mm	SS	<b>340</b>	Pairs	20
	<b>FF2104</b>	Wall to Glass Hinge	St. Steel	6mm, 8mm 20Kgs.	SS	<b>1050</b>	Pcs	20
	<b>FF2105</b>	Glass to Glass Hinge	St. Steel	6mm, 8mm 20Kgs.	SS	<b>1250</b>	Pcs	20
	<b>FF2108</b>	Square Clamp	Zinc	6 to 8 mm	SS	<b>545</b>	Pairs	20
	<b>FF2120</b>	Pivot Hinge	St. Steel	8 to 10mm	SS	<b>1128</b>	Pcs	10
	<b>FF2125</b>	Hinge	Zinc	6 to 8mm	BG, CP	<b>486</b>	Pairs	25

# Furniture Fittings & Accessories

New Additions

Limited Edition



As per Order



Image	Code	Description	Material	Size /Weight	Finish	MRP	Unit	Box
<b>Glass Aluminium Profiles</b>								
	<b>GH3501</b>	20mm Aluminium Profile with Gasket compatible with GH3532 Corner Bracket for 4mm Glass		3mtr	AL	<b>600</b>	Pcs	10
					SS, BL	<b>750</b>	Pcs	10
	<b>GH3532</b>	Corner Bracket For GH3501					<b>28</b>	Pcs
	<b>GH3517</b>	Aluminum Center Profile to be used with GH3501 and bracket GH3518 for 4mm Glass		3mtr	AL, BL	<b>950</b>	Pcs	10
	<b>GH3518</b>	Corner Bracket For GH3517				<b>35</b>	Pcs	10
	<b>GH3503</b>	20mm Aluminium Profile with Gasket compatible Hinges GH3515 Corner Bracket for 4mm Glass		3mtr	AL, BL	<b>600</b>	Pcs	10
	<b>GH3523</b>	Frame Profile With Gasket with slot for slide-on hinge with plastic profile for GH3525 Bracket and GH3524 Hinges		3mtr	AL	<b>1350</b>	Pcs	10
					SS, BL	<b>1900</b>	Pcs	10
<b>GH3525</b>	Corner Bracket For GH3523					<b>120</b>	Pcs	10
	<b>GH3528</b>	Aluminium Profile for Glass Thickness of 4mm for GH3529 Handle and GH3534 Corner Bracket		3mtr	AL	<b>1200</b>	Pcs.	10
					SS	<b>1500</b>	Pcs.	10
					BL, CP	<b>1800</b>	Pcs.	10
					RG, GR	<b>2100</b>	Pcs.	10
	<b>GH3529</b>	Aluminium Handle Profile for Glass Thickness of 4mm for GH3528 Profile and GH3534 Corner Bracket		3mtr	AL	<b>1500</b>	Pcs.	10
					SS	<b>1800</b>	Pcs.	10
					BL, CP	<b>2100</b>	Pcs.	10
					RG, GR	<b>2400</b>	Pcs.	10
	<b>GH3509</b>	Aluminium Handle Profile for Glass Thickness of 4mm for GH3528 Profile and GH3534 Corner Bracket		3mtr	AL	<b>1750</b>	Pcs.	10
					SS	<b>2450</b>	Pcs.	10
					BL, CP	<b>2750</b>	Pcs.	10
					RG, GR	<b>2950</b>	Pcs.	10
	<b>GH3510</b>	Aluminium Handle Profile for Glass Thickness of 4mm for GH3528 Profile and GH3534 Corner Bracket		3mtr	AL	<b>2950</b>	Pcs.	10
					SS	<b>4250</b>	Pcs.	10
					BL, CP	<b>4950</b>	Pcs.	10
					RG, GR	<b>5250</b>	Pcs.	10
	<b>GH3537</b>	Aluminium Profile for Glass Thickness of 4mm for GH3538 Handle and GH3534 Corner Bracket		3mtr	AL	<b>1600</b>	Pcs.	10
					SS	<b>2200</b>	Pcs.	10
					BL, CP	<b>2300</b>	Pcs.	10
					RG, GR	<b>2600</b>	Pcs.	10
	<b>GH3538</b>	Aluminium Handle Profile for Glass Thickness of mm for GH3537 Profile and GH3534 Corner Bracket		3mtr	AL	<b>2100</b>	Pcs.	10
					SS	<b>3100</b>	Pcs.	10
					BL, CP	<b>3500</b>	Pcs.	10
					RG, GR	<b>3900</b>	Pcs.	10
	<b>GH3539</b>	Aluminium Profile for Glass Thickness of 4mm for GH3540 Handle and GH3534 Corner Bracket		3mtr	AL	<b>1600</b>	Pcs.	10
					SS	<b>2200</b>	Pcs.	10
					BL, CP	<b>2300</b>	Pcs.	10
					RG, GR	<b>2600</b>	Pcs.	10
	<b>GH3540</b>	Aluminium Handle Profile for Glass Thickness of 4mm for GH3539 Profile and GH3534 Corner Bracket		3mtr	AL	<b>2100</b>	Pcs.	10
					SS	<b>3100</b>	Pcs.	10
					BL, CP	<b>3500</b>	Pcs.	10
					RG, GR	<b>3900</b>	Pcs.	10
<b>GH3534</b>	Corner Bracket For aboe profiles					<b>100</b>	Pcs	10
	<b>GH3526</b>	Glass Partition Profile with Gasket for 8 to 12mm Glass with Adjustment and Play for Glass Stability	ALU	3mtr	AL	<b>2950</b>	Sets	10
					SS	<b>3950</b>	Sets	10
	<b>GH3527</b>	End Cap For Profile GH3526	ALU		Grey	<b>100</b>	Pcs	10

Image	Code	Description	Material	Size /Weight	Finish	MRP	Unit	Box
<b>Glass Handle Profiles</b>								
	<b>GH3691</b>	Aluminium Edge Handle Profiles	ALU	275mm	BL, CP	<b>825</b>	Pcs	10
				475mm		<b>1250</b>	Pcs	10
				625mm		<b>1600</b>	Pcs	10
				750mm		<b>1950</b>	Pcs	10
	<b>GH3692</b>	Aluminium Edge Handle Profiles	ALU	925mm	BL, CP	<b>2150</b>	Pcs	10
				1200mm		<b>2625</b>	Pcs	10
	<b>GH3693</b>		ALU	2700mm	BL, CP	<b>6500</b>	Pcs	10
	<b>GH3695</b>	Aluminium Edge Profile for GH3691.GH3692 & GH3693	ALU	3 Mtr	BL, CP	<b>2500</b>	Pcs	10
<b>Wooden Edge Aluminium Profiles</b>								
	<b>FF3516</b>	19mm G Edge Handle Profile	ALU	3mtr	AL	<b>1200</b>	Pcs	10
					SS	<b>1400</b>	Pcs	10
					BL, CP, RG, GR	<b>1700</b>	Pcs	10
	<b>FF3596</b>	19mm G Edge Handle Profile for END Brackets Feature	ALU	3mtr	AL	<b>1600</b>	Pcs	10
					SS	<b>2200</b>	Pcs	10
					BL, CP	<b>2900</b>	Pcs	10
	<b>FF3690</b>	End Brackets for G Profile	ALU	3mtr	AL	<b>150</b>	Sets	20
					SS	<b>150</b>	Sets	20
					BL, CP	<b>200</b>	Sets	20
	<b>FF3589</b>	19mm L Edge Handle Profile	ALU	3mtr	AL	<b>1750</b>	Pcs	10
					SS	<b>2400</b>	Pcs	10
					BL, CP	<b>2500</b>	Pcs	10
	<b>FF3536</b>	19mm V Edge Handle Profile	ALU	3mtr	AL	<b>858</b>	Pcs	10
					SS, BL	<b>995</b>	Pcs	10
	<b>FF3544</b>	19mm C Edge Handle Profile	ALU	3mtr	AL	<b>1362</b>	Pcs	10
					SS, BL	<b>1707</b>	Pcs	10
	<b>FF3545</b>	19mm L Edge Handle Profile	ALU	3mtr	AL	<b>1317</b>	Pcs	10
					SS, BL	<b>1650</b>	Pcs	10
	<b>FF3698</b>	19-24mm L Handle Profile	ALU	3mtr	AL	<b>300</b>	Pcs	10
					SS	<b>350</b>	Pcs	10
					RG	<b>400</b>	Pcs	10
					CP	<b>400</b>	Pcs	10

# Furniture Fittings & Accessories

New Additions  
Limited Edition



As per Order  
Best Sellers



Image	Code	Description	Material	Size /Weight	Finish	MRP	Unit	Box
<b>Gola Profiles</b>								
	FF3591	Aluminium Gola Profile Top and Bottom	ALU	3mtr	AL	990	Pcs.	10
					SS	1250	Pcs.	10
					CP	1550	Pcs.	10
					BL, GR	2500	Pcs.	10
	FF3682	L Bracket for Top & Bottom Profile (Front Side)	ALU		AL	350	Pcs	20
	FF3683	Corner Bracket for Top & Bottom Profile (Back Side)	ALU		AL	300	Pcs	20
	FF3684	End Bracket for Top & Bottom Profile	ALU		AL	400	Sets	20
	FF3592	Aluminium Gola Profile Center	ALU	3mtr	AL	1100	Pcs.	10
					SS	1500	Pcs.	10
					CP	1900	Pcs.	10
					BL, GR	2900	Pcs.	10
	FF3685	L Bracket for Center Profile (Front Side)	ALU		AL	350	Pcs	20
	FF3686	Corner Bracket for Center Profile (Back Side)	ALU		AL	300	Pcs	20
	FF3687	End Bracket for Center Profile	ALU		AL	400	Sets	20
	FF3688	Cabinet Inset Connector Bracket Set for Gola profile Center and Top	PVC		AL	200	Sets	50
	FF3689	Cabinet Inset L Connector Bracket Set for Gola profile Center and Top	Zinc		AL	150	Pcs	50
	FF3593	Aluminium Vertical Gola Profile Sides	ALU	3mtr	AL	2600	Pcs.	10
					SS	3600	Pcs.	10
					CP	4000	Pcs.	10
					BL, GR	3600	Pcs.	10
	FF3594	Aluminium Vertical Gola Profile Center	ALU	3mtr	AL	3000	Pcs.	10
					SS	4200	Pcs.	10
					CP	4600	Pcs.	10
					BL, GR	4200	Pcs.	10
	FF3595	Aluminium Gola Profile for Wall Fixing Cabinet	ALU	3mtr	AL	1200	Pcs.	10

# Furniture Fittings & Accessories

New Additions  
Limited Edition



As per Order  
Best Sellers



Image	Code	Description	Material	Size /Weight	Finish	MRP	Unit	Box
	FF3597	6mm T Edge Profile	ALU	3mtr	AL	120	Pcs.	200
					SS	145	Pcs.	200
					RG	180	Pcs.	200
					CP	180	Pcs.	200
	FF3598	8mm T Edge Profile	ALU	3mtr	AL	125	Pcs.	200
					SS	150	Pcs.	200
					RG	190	Pcs.	200
					CP	190	Pcs.	200
	FF3599	12mm T Edge Profile	ALU	3mtr	AL	150	Pcs.	200
					SS	175	Pcs.	200
					RG	225	Pcs.	200
					CP	225	Pcs.	200
	FF3546	19mm T Edge Profile	ALU	3mtr	AL	295	Pcs.	100
					SS	350	Pcs.	100
					RG	450	Pcs.	100
					CP	450	Pcs.	100
	FF3549	22mm T Edge Profile	ALU	3mtr	AL	369	Pcs	100
					SS	463	Pcs	100
	FF3590	24mm T Edge Profile	ALU	3mtr	AL	380	Pcs.	100
					SS	470	Pcs.	100
					RG	550	Pcs.	100
					CP	550	Pcs.	100
	FF3530	19mm T Edge Profile (Off Center)	ALU	3mtr	AL	468	Pcs	10
					SS	638	Pcs	10
	FF3533	18-28mm L Edge Profile (Off Center)	ALU	3mtr	AL	1100	Pcs	10
					SS	1300	Pcs	10
					RG	1500	Pcs	10
					CP	1500	Pcs	10
	FF3547	35mm L Edge Profile (Off Center)	ALU	3mtr	AL	1661	Pcs	10
					SS	2082	Pcs	10
	FF3531	19mm L Edge Profile (Off Center)	ALU	3mtr	AL	546	Pcs	10
					SS	752	Pcs	10

Image	Code	Description	Material	Size /Weight	Finish	MRP	Unit	Box
<b>Glass Locks</b>								
	<b>GH2116</b>	Cam Lock With Ultra Key	Zinc		CP	<b>200</b>	Pcs	
	<b>GH2119</b>	Lock With Base Plate	Zinc	12mm	SN	<b>230</b>	Pcs	20
	<b>GH3325</b>	Heavy Glass Cam Lock With Ultra Key	Zinc	6-25mm Glass	SN	<b>200</b>	Pcs	12
	<b>GH3338</b>	KYR Model 1516 Glass Cam Lock Right with 2 keys	Zinc	16mm	CP	<b>107</b>	Pcs	20
					BP	<b>112</b>	Pcs	20
	<b>GH3314</b>	Glass Door Multipurpose Lock with 2 keys	Zinc	8mm	GP	<b>225</b>	Pcs	12
				19mm	BP	<b>350</b>	Pcs	12
					CP	<b>350</b>	Pcs	12
	<b>GH3315</b>	Glass Double Door Swing Lock with 2 keys	Zinc		BP	<b>400</b>	Pcs	12
	<b>GH3316</b>	Glass Double Door Swing Lock with 2 keys	Zinc		BP	<b>675</b>	Pcs	12
	<b>GH3317</b>	Glass Door Multipurpose Lock with 2 keys	Zinc		BP	<b>650</b>	Pcs	12
	<b>GH3318</b>	Glass Door Multipurpose Lock with 2 keys	Zinc		BP	<b>600</b>	Pcs	12
<b>Furniture Locks</b>								

# Furniture Fittings & Accessories

New Additions  
Limited Edition



As per Order  
Best Sellers



Image	Code	Description	Material	Size /Weight	Finish	MRP	Unit	Box
 	<b>FF3301</b>	2 Normal Key Multipurpose Drawer Lock with Full Body	Zinc	22mm	SN	<b>161</b>	Pcs	120
	<b>FF3302</b>	Aluminium Profile Double Door Sliding Lock Front Fixing	Zinc	19mm	SN	<b>450</b>	Pcs	10
	<b>FF3305L</b>	Aluminium Profile Double Door Sliding Lock (Left)	Zinc	45-50-55	SN	<b>450</b>	Pcs	10
	<b>FF3305R</b>	Aluminium Profile Double Door Sliding Lock (Right)	Zinc	45-50-55	SN	<b>450</b>	Pcs	10
	<b>FF3307</b>	Multipurpose Latch Lock with 2 keys	Zinc	22mm	CP	<b>155</b>	Pcs	12
 	<b>FF3336</b>	Ultra Key Multipurpose Heavy Lock with removable core and 2 Keys for durability and safety Master Key of 3337	Zinc	22mm 32mm	SN	<b>267</b> <b>309</b>	Pcs Pcs	240 120
	<b>FF3337</b>	Master Key for 3336 to be used to remove the core and insert the core after interior work is done (Applicable for all locks)				<b>50</b>	Pcs	10
	<b>FF3321</b>	Drawer Lock with 2 SS Keys (Long Key or Master Key Available on request) Single Turn	Brass	50mm 65mm	BP SS BP SS	<b>341</b> <b>406</b> <b>445</b> <b>510</b>	Pcs Pcs Pcs Pcs	10 10 10 10
	<b>FF3322</b>	Cupboard Lock with 2 SS Keys (Long Key or Master Key Available on request) Single Turn	Brass	50mm 65mm 85mm	BP SS BP SS BP SS	<b>354</b> <b>419</b> <b>455</b> <b>520</b> <b>572</b> <b>644</b>	Pcs Pcs Pcs Pcs Pcs Pcs	10 10 10 10 10 10
	<b>FF3322</b>	Cupboard Lock with 2 SS Keys (Long Key or Master Key Available on request) Double Turn	Brass	90mm	BP SS	<b>926</b> <b>1024</b>	Pcs Pcs	10 10
	<b>FF3348</b>	Cupboard Lock with Dimple Key C10 - 10x1 Common Key	Zinc	20mm 25mm 30mm 35mm	SS	<b>475</b> <b>568</b> <b>608</b> <b>647</b>	Pcs Pcs Pcs Pcs	40 40 40 40



# Furniture Fittings & Accessories

New Additions  
Limited Edition



As per Order  
Best Sellers



Image	Code	Description	Material	Size /Weight	Finish	MRP	Unit	Box
<b>Furniture Locks</b>								
	FF3320	Wooden Cabinet Flap Lock with 2 keys	Zinc	23mm	BP	350	Pcs	12
					CP	350	Pcs	12
	FF3326	Push Lock for Sliding Door with 2 keys	Zinc	12mm	BP	390	Pcs	12
	FF3328	Drawer Lock	Zinc	23mm	CP	258	Pcs	12
				30mm	BP	516	Pcs	12
				38mm	BP	540	Pcs	12
	FF3330	Latch Lock System with 2 keys	Zinc	22mm	BP	540	Pcs	12
				30mm	BP	600	Pcs	12
					CP	540	Pcs	12
	FF3331	Multipurpose Shutter Lock (For Sliding & Double Door) with 2 Keys	Zinc	22mm	CP	300	Pcs	12
	FF3339	KYR Screw On Lock 19mm with 2 keys 2.3 - 26mm   2.4 - 31mm 2.6 - 41mm	Zinc	31mm	SN	172	Pcs	50
				41mm	SN	218	Pcs	50
				41mm	BP	230	Pcs	50
	FF3345	KYR 3.2 Screw On Latch Lock with 2 keys	Zinc	21mm	BP	174	Pcs	20
				21mm	SN	166	Pcs	20
	FF3346	KYR 4c19.1 Lock With Cylinder with 2 keys KYR 4c19.3 Lock With Cylinder with 2 keys KYR 4c19.6 Lock With Cylinder with 2 keys	Zinc	21mm	BP	158	Pcs	20
				21mm	SN	150	Pcs	20
				31mm	BP	180	Pcs	20
				31mm	SN	172	Pcs	20
				41mm	BP	226	Pcs	20
				41mm	SN	218	Pcs	20
	FF3323	Yale. 450.25 Heavy Cupboard Lock with 2 brass keys	Brass	25mm	BP	1089	Pcs	10

# Furniture Fittings & Accessories

New Additions  
Limited Edition



As per Order  
Best Sellers



Image	Code	Description	Material	Size /Weight	Finish	MRP	Unit	Box
<b>Starkey &amp; Board Locks</b>								
	<b>DH168</b>	SS Front & Strike Plate Star Key Single Bolt Drop Down Dead Lock with 5 Keys with Keyhole	SS	20mm	SS	<b>690</b>	Pc.	50
	<b>DH169</b>	SS Front & Strike Plate Star Key Sliding Door Drop Bolt Heavy Lock with 5 Keys with Keyhole	SS	20mm	SS	<b>850</b>	Pc.	50
	<b>DH170</b>	SS Front & Strike Plate Star Key Four Bolt Heavy Lock with 5 Keys with Keyhole	SS	50mm	SS	<b>750</b>	Pc.	50
	<b>FF179S-SS304</b>	Shaft Lock, Loft Lock SS304 Body+Front & Strike Plate	SS304	SS	60mm	<b>488</b>	Pc	50
	<b>FF179</b>	Shaft Lock, Loft Lock SS201 Body+Front & Strike Plate	SS304+SS201	SS	60mm	<b>390</b>	Pc	50
	<b>FF3324</b>	Laser Key Wardrobe Lock	SS	SS	50mm	<b>995</b>	Pc	50
	<b>DH189</b>	SS Front & Strike Plate Star Key Sliding Door Drop Bolt Heavy Lock with 5 Keys with Keyhole	SS	20mm	SS	<b>950</b>	Pc.	50
	<b>DH190</b>	Flat Key Hook Lock	MS+SS	SN	20mm	<b>895</b>	Pcs	50
	<b>DH191</b>	Star Key Hook Lock	MS+SS	SS	50mm	<b>895</b>	Pcs	50
	<b>DH192</b>	Star Key Pardar Lock	MS+SS	SS	50mm	<b>995</b>	Pcs	50

# Furniture Fittings & Accessories

New Additions  
Limited Edition



As per Order  
Best Sellers



Image	Code	Description	Material	Size /Weight	Finish	MRP	Unit	Box
	FF3312A	Board Lock for Flap Doors	Brass	19mm	CP	117	Pcs.	50
				25mm		135	Pcs.	24
				32mm		165	Pcs.	24
				38mm		193	Pcs.	24
				45mm		195	Pcs.	24
	FF3312B	L Key for FF3312A	Brass	85x6mm	CP	35	Pcs.	12
<b>Keyholes &amp; Nails</b>								
	FF174A	Slim Keyhole for Star Key Locks DH167/DH168/DH169DH170/DH189/DH190/DH191/DH192	SS	10mm	SS	35	Pc.	10
	FF174B		SS	10mm	SS	40	Pc.	10
	FF174C		Plastic	10mm	SS	20	Pc.	25
	FFK8851	Keyhole	Zinc	90x22	AB	120	Pcs	30
					POV	144	Pcs	30
	FFK8852	Keyhole	Zinc	35x15	AB	96	Pcs	30
	FFK0018	Keyhole	Zinc	38x22	(030) AB	60	Pcs	30
			Zinc		(042) SS	60	Pcs	30
	FFK0020	Keyhole	Zinc	37x21	(030) AB	60	Pcs	30
			Zinc		(042) SS	60	Pcs	30
	FFK0021	Keyhole	Zinc	50x23	(042) SS	60	Pcs	30
	FFK0023	Keyhole	Zinc	50x20	(030) AB	83	Pcs	30
			Zinc		(042) SS	83	Pcs	30
			Zinc		(043) BN	83	Pcs	30
	FFK0025	Keyhole	Zinc	AB	Small	23	Pcs.	30
			Zinc		Small	23	Pcs.	30

# Furniture Fittings & Accessories

New Additions  
Limited Edition



As per Order  
Best Sellers



Image	Code	Description	Material	Size /Weight	Finish	MRP	Unit	Box
<b>Keyholes &amp; Nails</b>								
	FFK0026	Keyhole	Zinc	AB	Small	26	Pcs.	30
			Zinc		Small	26	Pcs.	30
	FFK0039	Keyhole	Zinc	25	(030) AB	60	Pcs	30
	FFK0029	Keyhole	Zinc	53x20	(030) AB	90	Pcs	30
			Zinc		(042) SS	90	Pcs	30
	FFK8317	Keyhole	Zinc	55x20	(01) BG	57	Pcs	30
	FFK8318	Keyhole	Zinc	38x28	(01) BG	55	Pcs	30
	FFK2101	Keyhole	Zinc	(B) 38x28	(14) BG	97	Pcs	30
			Zinc		(20) AB	60	Pcs	30
			Zinc		(30) SS	60	Pcs	30
	FFK2102	Keyhole	Zinc	(B) 26	(14) BG	60	Pcs	30
			Zinc		(20) AB	60	Pcs	30
			Zinc		(30) SS	120	Pcs	30
	FFK0324	Keyhole	Zinc	35	(B.Oro) BG	308	Pcs	15
			Zinc	35	(ND) BN	301	Pcs	15
	FFN8861	Nail	Brass	242/34	AB	291	Pcs	30
			Brass		POV	347	Pcs	30
	FFN0202	Nail	Brass	42	(OA) Pov	311	Pcs	30
			Brass	61	(OA) Pov	379	Pcs	30
	FFN0207	Nail	Brass	30	BA	164	Pcs	30
			Brass	30	OA	219	Pcs	30
			Brass	40	BA	254	Pcs	30
			Brass	40	OA	318	Pcs	30
			Brass	48	BA	449	Pcs	30
			Brass	48	OA	529	Pcs	30
			Brass	70	BA	560	Pcs	30
	FFN0208	Nail	Brass	25	BA	175	Pcs	30
				25	OA	260	Pcs	30
				30	BA	311	Pcs	30

Image	Code	Description	Material	Size /Weight	Finish	MRP	Unit	Box
<b>Lift Ups</b>								
	<b>FF3353</b>	Zinc Soft Down Stay Wooden Doors or 20mm Profiles Top, Up & Down Movements Left & Right version		12 Kg	CP	<b>650</b>	Pairs	25
	<b>FF3355</b>	Steel Sturdy Adjustable Blaze Lid Stay Wooden & Aluminium Doors, Up & Down Movements Left & Right Version		12Kgs	SN	<b>650</b>	Pairs	10
	<b>FF3386</b>	Soft Close Lift Up with Sturdy Movement No Hinges Required Cabinet Height : 250-500mm Cabinet Width : 900mm Thickness : 16/19/22/26/28mm		5-6 Kgs	Grey	<b>3450</b>	sets	5
	<b>FF3358</b>	Steel Flap Hinge Stay for Light Doors No hinge required Degree of Opening can be adjusted Up-Forward Movement		3Kg	SN	<b>429</b>	Pairs	25
	<b>FF3377L</b>	Inbuilt - Hydraulic Cabinet Lift Support 90° for Cabinet Depth 240mm		4-6Kg	Grey	<b>1300</b>	Pc.	20
	<b>FF3377H</b>	Inbuilt - Hydraulic Cabinet Lift Support 90° for Cabinet Depth 240mm		7-15Kg	Grey	<b>1500</b>	Pc.	20
	<b>FF3378</b>	Heavy Cabinet Support with Soft Touch Latch		12Kg	SS	<b>990</b>	Pc.	20
	<b>FF3382</b>	Hydraulic Parallel Lift Up Width : 600 Height 400-700mm Depth Min 260mm. Wooden & Aluminium Doors		6Kgs	Grey	<b>4500</b>	Sets	10
	<b>FF3383</b>	Hydraulic Angled Lift Up Width : 600mm Height 450-700mm Depth Min 250mm. Wooden & Aluminium Doors		6Kgs	Grey	<b>4500</b>	Sets	10
	<b>FF3384</b>	Hydraulic Bi-Fold Lift Up Width : 600mm Height 300(600)-360(720)mm Depth Min 250mm. Wooden & Aluminium Doors		6Kgs	Grey	<b>4500</b>	Sets	10
	<b>FF3385</b>	Hydraulic Bi-Fold Lift Up Thickness 16-28mm   Width 1200mm Height 600-1000mm Cabinet Lift for Double door left & right, with 2 hinges and screws, free stop& soft closing Alu.bar 200mm for 600mm height Alu.bar 300mm for 650-850mm height		2.5-5 Kgs	Grey	<b>6600</b>	Sets	5
				5.1-7 Kgs	Grey	<b>6800</b>	Sets	5
				7.1-8 Kgs	Grey	<b>7100</b>	Sets	5
				8.1-9 Kgs	Grey	<b>7250</b>	Sets	5
				9.1-10Kgs	Grey	<b>7400</b>	Sets	5

# Furniture Fittings & Accessories

New Additions  
Limited Edition



As per Order  
Best Sellers



Image	Code	Description	Material	Size /Weight	Finish	MRP	Unit	Box	
<b>Gas Pumps</b>									
	<b>FF3293 10"</b>	Akrobat Italian Gas Spring Pneumatic Support 100000 Cycles Tested Maintenance Free Smooth Function for Aluminium & Wooden Door		10Kg	Silver	<b>480</b>	Pc.	30	
	<b>FF3296 10"</b>	15mm Pneumatic Soft Close Stay Gas Pump (To be used with Concealed Hinge) Secured Holding in Open & Closed Position		5Kg	Silver	<b>375</b>	Pairs	50	
				10Kg		<b>375</b>	Pairs	50	
				15Kg		<b>375</b>	Pairs	50	
	<b>FF3361 10"</b>	15mm Pneumatic Stay Gas Pump (To be used with Concealed Hinge) Holding in Open & Closed Position Upward Hydraulic Function Maintenance Free		6kg	Silver	<b>300</b>	Pairs	50	
				10kg		<b>300</b>	Pairs	50	
				15kg		<b>300</b>	Pairs	50	
				20kg		<b>300</b>	Pairs	50	
				25kg		<b>300</b>	Pairs	50	
	<b>FF3361 12"</b>	18mm Heavy Pneumatic Stay Gas Pump (To be used with Concealed Hinge) Secured Holding in Open & Closed Position Upward Hydraulic Function Maintenance Free		6kg		<b>750</b>	Pairs	50	
				10kg		<b>750</b>	Pairs	50	
				15kg		<b>750</b>	Pairs	50	
				20kg		<b>750</b>	Pairs	50	
				25kg		<b>750</b>	Pairs	50	
	<b>FF3361 14"</b>	22mm Pneumatic Stay Gas Pump (To be used with Concealed Hinge) Secured Holding in Open & Closed Position Upward Hydraulic Function Maintenance Free		50Kg	Black	<b>1250</b>	Pairs	20	
				75kg		<b>1250</b>	Pairs	20	
				100kg		<b>1250</b>	Pairs	20	
				125kg		<b>1250</b>	Pairs	20	
				150kg		<b>1250</b>	Pairs	20	
	<b>FF3361 19"</b>	22mm Pneumatic Stay Gas Pump (To be used with Concealed Hinge) Secured Holding in Open & Closed Position Upward Hydraulic Function Maintenance Free		80Kg		Black	<b>1550</b>	Pairs	20
				100kg			<b>1550</b>	Pairs	20
				120kg			<b>1550</b>	Pairs	20
				150Kg			<b>1550</b>	Pairs	20
	<b>FF3361 23"</b>	22mm Pneumatic Stay Gas Pump (To be used with Concealed Hinge) Secured Holding in Open & Closed Position Upward Hydraulic Function Maintenance Free		80Kg		Black	<b>1750</b>	Pairs	20
100kg				<b>1750</b>	Pairs		20		
120kg				<b>1750</b>	Pairs		20		
150kg				<b>1750</b>	Pairs		20		
175Kg				<b>1750</b>	Pairs		20		
	<b>FF3379 2 Feet</b>	Bed Lift Regular Arm 14" FF3374 Gas Pump	MS Power Coated	50/80/100/120/150Kg	Black	<b>3950</b>	Sets	6	
	<b>FF3379 3 Feet</b>	Bed Lift Regular Arm 19" FF3360 Gas Pump	MS Power Coated	80/100/120/150 Kg	Black	<b>4394</b>	Sets	6	
	<b>FF3379 5 Feet</b>	Bed Lift Extended Arm 23" FF3373 Gas Pump	MS Power Coated	80/100/120/150 175Kg 200Kg	Black	<b>4826</b>	Sets	6	

# Furniture Fittings & Accessories

New Additions  
Limited Edition



As per Order  
Best Sellers



Image	Code	Description	Material	Size /Weight	Finish	MRP	Unit	Box
<b>Glass Wire Display Fittings</b>								
	<b>GH1901</b>	Ceiling Base Mount Heavy Systems	Brass /Iron	110mm	CP, SS, BG	<b>281</b>	Pcs	20
	<b>GH1902</b>	Top Assembly & Stud Heavy Systems	Brass /Iron	160mm	CP	<b>702</b>	Pcs	20
	<b>GH1903</b>	Hanger Pipe	Brass	109mm	CP	<b>702</b>	Pcs	25
					SS	<b>702</b>	Pcs	25
	<b>GH1904</b>	Wall Assembly With Tensioner	Brass	120mm	CP	<b>842</b>	Pcs	25
					SS	<b>842</b>	Pcs	25
	<b>GH1905</b>	Outside Single Side Support	Brass	10mm, 12mm	CP	<b>346</b>	Pcs	25
					SS	<b>346</b>	Pcs	25
	<b>GH1906</b>	Middle Double Support	Brass	10mm, 12mm	CP	<b>518</b>	Pcs	25
					SS	<b>518</b>	Pcs	25
	<b>GH1907</b>	Heavy Glass Support (Glass Hole Required)	Brass	10mm, 12mm	CP	<b>259</b>	Pcs	25
					SS	<b>259</b>	Pcs	25
	<b>GH1908</b>	Wire Roll	SS	3mtr		<b>194</b>	Pcs	25
				4mtr	SS	<b>259</b>	Pcs	25
						<b>65</b>	Mtr	50
	<b>GH1909</b>	Floor Fixed Base	Brass	31mm	SS	<b>243</b>	Pcs	25
	<b>GH1910</b>	Bottom Assembly With Tensioner	Brass	60mm	CP	<b>432</b>	Pcs	25
					SS	<b>432</b>	Pcs	25
	<b>GH1911</b>	Floor Fixed Base	Brass + MS	19.5mm	CP	<b>259</b>	Pcs	25
					SS	<b>259</b>	Pcs	25
	<b>GH1912</b>	Brass Floor Fixed Base	Brass	19.2mm	CP	<b>147</b>	Pcs	25
					SS	<b>147</b>	Pcs	25
	<b>GH2009A</b>	Armstrong. 3100	Brass	4 to 10mm	BG	<b>579</b>	Pcs	10
	<b>GH2009C</b>	Connection for Balcony Glass	Brass	4 to 10mm	CP	<b>525</b>	Pcs	10







Image	Code	Description	Material	Size /Weight	Finish	MRP	Unit	Box
<b>Light Hanger for Wire Fittings</b>								
	<b>GHL101</b>	Lighting Hardware for Wire Fittings			CP	<b>1200</b>	Sets	10
<b>Glass Wire Hanger Display Fittings</b>								
	<b>GH1913</b>	Mirror/Photo Frame Holder 8-12mm Glass	Brass	35mm	CP	<b>410</b>	Pcs	20
					SS	<b>410</b>	Pcs	20
	<b>GH1914</b>	8mm Pipe Holder	Brass	35mm	CP	<b>410</b>	Pcs	20
					SS	<b>410</b>	Pcs	20
<b>Glass Wire Pulley Display Fittings</b>								
	<b>GH1916</b>	Wall Mounted Pulley	Brass/SS	72mm	CP	<b>864</b>	Pcs	20
					SS	<b>864</b>	Pcs	20
	<b>GH1917</b>	Spacer Rod	Brass/SS	270mm	CP	<b>778</b>	Pcs	10
					SS	<b>778</b>	Pcs	10
	<b>GH1918</b>	Wire Holder With Spacer	Brass/SS	295mm	SS	<b>1728</b>	Pcs	10



Image	Code	Description	Material	Size /Weight	Finish	MRP	Unit	Box
<b>Glass Rod Display Fittings</b>								
	GH1922	8 to 12mm Partition Bracket Double 90 Degree Glass to Glass Shelf Button	Brass/SS	109mm	CP	756	Pcs	25
					SS	756	Pcs	25
	GH1923A	33.5mm Outside Single (Rotating)	Brass	10mm, 12mm	CP	475	Pcs	25
					SS	475	Pcs	25
	GH1923B	39mm Outside Single Fixed	Brass/SS	10mm, 12mm	CP	432	Pcs	25
					SS	432	Pcs	25
	GH1931	59mm Middle Double	Brass	10 to 12mm	CP	842	Pcs	30
					SS	842	Pcs	30
	GH1924	Bored Hole Base	Brass	10mm, 12mm	CP	410	Pcs	25
					SS	410	Pcs	25
	GH1925	Floor Fixed Base	Brass	31mm	CP	302	Pcs	25
					SS	302	Pcs	25
	GH1926	Rod	SS	1mtr	SS	259	Pcs	10
	GH1927	Floor Fixed Base	MS	19.5mm	CP	378	Pcs	25
					SS	378	Pcs	25
	GH1928	Mirror/Photo Rod Frame Holder 6 to 12mm	Brass	35mm	CP	648	Pcs	25
					SS	648	Pcs	25
	GH1929	Rod Base Mount	Brass	20mm	CP	259	Pcs	25
					SS	259	Pcs	25
	GH1930	Ceiling/Base Mount	Brass	22mm	CP	518	Pcs	25
					SS	518	Pcs	25

Image	Code	Description	Material	Size /Weight	Finish	MRP	Unit	Box
<b>Wood/Glass Shelf Brackets</b>								
	<b>GH1412</b>	Mirror Studs Stainless Steel	SS202	10/19mm	SS	<b>45</b>	Pcs	20
				19/19mm		<b>55</b>	Pcs	20
				25/19mm		<b>65</b>	Pcs	20
				25/25mm		<b>81</b>	Pcs	20
				25/38mm		<b>309</b>	Pcs	20
				40/38mm		<b>380</b>	Pcs	10
				50/19mm		<b>114</b>	Pcs	20
				50/25mm		<b>146</b>	Pcs	20
				50/32mm		<b>325</b>	Pcs	20
				50/38mm		<b>488</b>	Pcs	20
				65/19mm		<b>135</b>	Pcs	10
				75/19mm		<b>146</b>	Pcs	10
				75/25mm		<b>179</b>	Pcs	10
				75/32mm		<b>488</b>	Pcs	10
				75/38mm		<b>650</b>	Pcs	10
				75/50mm		<b>750</b>	Pcs	10
				100/19mm		<b>179</b>	Pcs	10
				100/25mm		<b>228</b>	Pcs	10
100/32mm	<b>650</b>	Pcs	10					
100/38mm	<b>813</b>	Pcs	10					
200/25mm	<b>450</b>	Pcs	10					
	<b>GH1915</b>	20mm Wall to Glass Bracket	Brass/SS	8 to 12mm	CP	<b>162</b>	Pcs	50
					SS	<b>162</b>	Pcs	50
	<b>GH1919</b>	18mm Screwing Self Button Wood/Glass	Brass/SS	8 to 12mm	CP	<b>130</b>	Pcs	50
					SS	<b>130</b>	Pcs	50
	<b>GH1920</b>	8 to 12mm Partition Bracket Single 90 Degree Glass to Glass Shelf Button	Brass/SS	30mm	CP	<b>281</b>	Pcs	25
					SS	<b>281</b>	Pcs	25
	<b>GH1921</b>	8 to 12mm Hanger Pipe	Brass	60mm	CP	<b>378</b>	Pcs	25
					SS	<b>378</b>	Pcs	25
	<b>FF2001</b>	Round Rod Holder	Brass/SS	210/12 mm	CP	<b>900</b>	Pcs	25
					SS	<b>900</b>	Pcs	25
	<b>FF2002</b>	Square Rod Top Spacer & Holder	SS	200/15 mm	CP	<b>900</b>	Pcs	25
					SS	<b>900</b>	Pcs	25

# Furniture Fittings & Accessories

New Additions  
Limited Edition



As per Order  
Best Sellers



Image	Code	Description	Material	Size /Weight	Finish	MRP	Unit	Box
	FF2005	Triangle Bracket	St. Steel	230x230 mm	SS	750	Pcs	1
	FF2006	Shelf Bracket	Zinc /Plastic	Small 48x54	SS	468	Pairs	25
				Large 73x105		1080	Pairs	25
	FF2007	Bored Support	Zinc /Plastic	26x12mm	CP	13	Pcs	100
	FF2014	Bracket	Zinc	35mm	BSN	480	Pairs	10
	FF2016	Bracket	Zinc	20mm	BSN	480	Pairs	10
	FF2017	8mm D Bracket	Zinc	50mm	PG/ GP	130	Pcs	20
	FF2019	Center Shaft Support	Zinc	20mm	BSN	10	Pcs	100
	FF2020	Invisible Bored Support	Zinc	20mm	Nickel Plated	8	Pcs	100
	FF2021	D Bracket	Zinc	L 25mm	AB	140	Pairs	25
				S 19mm		90	Pairs	25
				L 25mm	SN	140	Pairs	25
				S 19mm		90	Pairs	25
	FF2024	8 to 10mm Adjustable F Bracket Self Button	Nickel Zinc/ Plastic	20x20 mm	Zinc Plated Clear	114	Pcs	50
	FF2026	Glass D Bracket	Zinc	18x22mm	SN	150	Pcs	10
	FF3363	Mirror Button 4 Pc Set	SS	113mm	SS	300	Sets	10
	FFQ0112	Vega Mirror Button Clear/Blue/Green Colours Available 1 Set = 4 Pcs	Brass+ Swaroski Crystal	20mm	CP	3312	Sets	1
				30mm	CP	7059	Sets	1
				40mm	CP	12448	Sets	1

Image	Code	Description	Material	Size /Weight	Finish	MRP	Unit	Box
<b>Drills &amp; Connecting Fittings</b>								
	<b>FF4101</b>	Roll Forged Twist Drill Bits suitable for Alloy and unalloy Steel with a Tensile Strength <700 N/mm <sup>2</sup> , Cast Iron, Iron, Non Ferrous Metals, Hard Plastic. Manufactured by hot rollforged process which confers Elasticity to the Drill Bits, more Thickness, Robuste Flute and therefore lower breaking risk especially on smaller sizes. To use on portable Drills.		2mm	Black	<b>20</b>	Pcs	10
				2.5mm		<b>21</b>	Pcs	10
				3mm		<b>22</b>	Pcs	10
				3.5mm		<b>26</b>	Pcs	10
				4mm		<b>32</b>	Pcs	10
				4.5mm		<b>39</b>	Pcs	10
				5mm		<b>43</b>	Pcs	10
				5.5mm		<b>55</b>	Pcs	10
				6mm		<b>60</b>	Pcs	10
				6.5mm		<b>74</b>	Pcs	10
				7mm		<b>88</b>	Pcs	10
				7.5mm		<b>98</b>	Pcs	10
				8mm		<b>111</b>	Pcs	10
				8.5mm		<b>122</b>	Pcs	10
				9mm		<b>143</b>	Pcs	10
9.5mm	<b>158</b>	Pcs	10					
10mm	<b>169</b>	Pcs	10					
11mm	<b>233</b>	Pcs	10					
12mm	<b>278</b>	Pcs	10					
13mm	<b>325</b>	Pcs	10					
	<b>FF4102</b>	Masonry Twist Drill Bits ideals for economic solution. With Tungsten Carbide Tipped High Temperature brazing at 1100°C and 130° Cutting Angle. Special for fast and accurate drilling in Concrete, Masonry, Brick, Stone and Calcium sulphate. To use on portable Drills.		5mm-3/16	CP	<b>53</b>	Pcs	10
				6mm-15/64		<b>68</b>	Pcs	10
				8mm-5/16		<b>104</b>	Pcs	10
				10mm-3/8		<b>138</b>	Pcs	10
				12mm-15/32		<b>236</b>	Pcs	10
	<b>FF4103</b>	Wood Spade Bits plate fixed head with brad-point and cutting lips. Hex Shank E6,3-1/4 in accordance to ISO 1173 Norm to fits directly into quick change chuck adapter. Suitable for fast and accurate drilling in Soft and Hard Wood, Playwood, Chipboard. Ideal for dowel-hole drilling. To use on portable Drills.Wood Drill/Mecchia		10mm-3/8	SS	<b>188</b>	Pcs	10
				12mm		<b>196</b>	Pcs	10
				16mm-5/8		<b>210</b>	Pcs	10
				18mm		<b>220</b>	Pcs	10
				20-13/16		<b>234</b>	Pcs	10
				22mm-7/8		<b>243</b>	Pcs	10
				25mm-1"		<b>270</b>	Pcs	10
	<b>FF4104</b>	Wood Forstner Bits made of hardened special Steel with short centre-point, two main Cutting Edges and two side. Suitable for making blind-through holes, making niches for fixing of guides or supports in soft and hard Wood, Plywood and Chipboard. For precision drilling and tear-free drilled hole edges. To use on portable Drills. Forstner Bit/Fresa Legno		20mm	SS	<b>551</b>	Pcs	10
				26mm		<b>651</b>	Pcs	10
				30mm		<b>786</b>	Pcs	10
				35mm		<b>883</b>	Pcs	10

# Furniture Fittings & Accessories

New Additions  
Limited Edition



As per Order  
Best Sellers



Image	Code	Description	Material	Size /Weight	Finish	MRP	Unit	Box
<b>Screws</b>								
	<b>FF4211</b>	Full Thread CSK (Flat Head) Slotted Minus (-) Head Material : SS Finish : SS (Available in Black Finish on request)		13x4	SS	<b>0.59</b>	Pcs	1000
				16x4		<b>0.63</b>	Pcs	1000
				19x4		<b>0.69</b>	Pcs	1000
				13x6		<b>0.67</b>	Pcs	700
				16x6		<b>0.76</b>	Pcs	700
				19x6		<b>0.82</b>	Pcs	500
				25x6		<b>1.08</b>	Pcs	400
				32x6		<b>1.35</b>	Pcs	300
				38x6		<b>1.67</b>	Pcs	200
				50x6		<b>2.08</b>	Pcs	200
				13x8		<b>1.10</b>	Pcs	500
				16x8		<b>1.21</b>	Pcs	500
				19x8		<b>1.30</b>	Pcs	400
				25x8		<b>1.45</b>	Pcs	300
				32x8		<b>1.76</b>	Pcs	200
				35x8		<b>1.89</b>	Pcs	200
				38x8		<b>2.03</b>	Pcs	200
				50x8		<b>2.54</b>	Pcs	200
				60x8		<b>4.86</b>	Pcs	200
				75x8		<b>7.63</b>	Pcs	100
32x10	<b>2.50</b>	Pcs	200					
38x10	<b>2.72</b>	Pcs	200					
50x10	<b>3.39</b>	Pcs	200					
60x10	<b>6.65</b>	Pcs	100					
75x10	<b>10.65</b>	Pcs	100					
100x10	<b>13.15</b>	Pcs	100					
	<b>FF4221</b>	Full Thread CSK (Flat head) Philips Plus (+) head Material : SS Finish : SS (Available in Black Finish on request)		13x6	SS	<b>0.99</b>	Pcs	700
				19x6		<b>1.22</b>	Pcs	500
				25x6		<b>1.69</b>	Pcs	400
				32x6		<b>1.92</b>	Pcs	300
				38x6		<b>2.39</b>	Pcs	200
				50x6		<b>3.19</b>	Pcs	200
				13x8		<b>1.65</b>	Pcs	500
				19x8		<b>1.86</b>	Pcs	400
				25x8		<b>2.15</b>	Pcs	300
				32x8		<b>2.60</b>	Pcs	200
				38x8		<b>2.98</b>	Pcs	200
				50x8		<b>3.68</b>	Pcs	200
				60x8		<b>5.47</b>	Pcs	200
75x8	<b>8.45</b>	Pcs	100					
50x10	<b>4.91</b>	Pcs	200					
	<b>FF4223</b>	Screws suitable for steel door hinges		M6x15	SS	<b>4</b>	Pcs	100

# Furniture Fittings & Accessories

New Additions  
Limited Edition



As per Order  
Best Sellers



Image	Code	Description	Material	Size /Weight	Finish	MRP	Unit	Box
<b>Display Fittings &amp; Connectors</b>								
	FF3550	L Corner Bracket	Aluminium	13mm	AL	10	Pcs	500
			Aluminium	17mm	AL	14	Pcs	500
	FF7011A	Display Biding for Furniture Handles 14mm Height Groove of 10mmx12mm	PVC	6 Ft.	Grey	75	Feet	10
				6 Ft.	Ivory	75	Feet	10
				6 Ft.	White	75	Feet	10
	FF7011B	Handle Adaptor with MRP Sticker Slot with screw	PVC	45x15mm	Trans parent	10	Pcs	500
	FF7012A	Fixed Spindle for Mortise/ Lever Handles with 3 screws	MS	25mm	Zinc	50	Pcs	50
	FF7012B		MS	32mm	Zinc	60	Pcs	50
	FF7012C		MS	38mm	Zinc	70	Pcs	50
	FF7013	Movable Spindle	MS	8mm	Silver Grey	350	Pcs	10
	FF7016	U Clip Shutter Hanging with Screw	MS	30mm	Iron	27	Sets	50



# Furniture Fittings & Accessories

New Additions  
Limited Edition



As per Order  
Best Sellers



Image	Code	Description	Material	Size /Weight	Finish	MRP	Unit	Box
<b>Table &amp; Sofa Legs &amp; Chair</b>								
	FF3368	4 Piece Steel Round Adjustable Table Leg with Bottom Rubber	Steel	710 x60mm	SS	2000	Sets	1
	FF3369	Sofa Leg with Rubber	Zinc	120mm	SS	240	Pcs.	4
	FF3370	Sofa Leg	SS+ Aluminium	100mm	CP	354	Pcs.	4
			SS+ Aluminium	120mm	CP	377	Pcs.	4
	FF3371	Sofa Leg	SS +Aluminium	80mm	CP	302	Pcs.	4
	FF3381	Aluminium Reception Bar Support Stand (Glass or Wooden Plank) Heavy 12" Height Extension of 10" Forward	Aluminium	12"	CP	1920	Pcs	2
			Aluminium	12"	SS	1980	Pcs	2
	FF8001	Cross Table Leg 	SS304	Dia 27"x Height 39.5"	SS, CP	5400	Pcs.	1
	FF8002	Acrylic Foldable Chair 120 Kg Capacity Light in Weight   Easy to Move Sturdy Design Back Rest Adjustable 	SS304+ Acrylic	19"x30"	Light Blue, Brown Clear, Green, Grey, Smoke	11375	Pcs.	1

Image	Code	Description	Material	Size /Weight	Finish	MRP	Unit	Box
<b>Computer Table Fittings</b>								
	FF3901	Keyboard Tray Slide	Steel	270x1	Zinc	140	Pairs	1
		12Kg Capacity 270x1	Steel	350x1.5	Zinc	240	Pairs	1
	FF3902	Mouse Tray Metal Keyboard	MS +Steel	270x510	Black	1040	Pcs.	1
	FF3903	Adjustable Keyboard Tray	MS +Steel	510x700	Black	1600	Pcs.	1
	FF3904	CPU Stand	MS +Steel	240x160x200	Black, Grey, White	520	Pcs.	1
	FF3906	Wire Manager	Zinc	50mm	SS	250	Pcs.	10
	FF3907	8/10RG 6 Wires Multi Cord Binder	PVC	1.5m-20m	Black	975	Pcs	4
	FF3908	60mm Wire Manager	Zinc	60mm	CP	400	Pcs	10
	FF3908	80mm Wire Manager	Zinc	80mm	CP	566	Pcs	10
	FF3909	60mm Wire Manager	ABS Plastic	60mm	White	80	Pcs	20
	FF3909	60mm Wire Manager	ABS Plastic	60mm	Black	80	Pcs	20
	FF3910A	Keyboard	Plastic	550mmx260mmx35mm	Black	300	Pcs.	1
	FF3910B	Mouse Tray Keyboard	Plastic	750mmx260mmx35mm	Black	400	Pcs.	1
	FF3911	Wire Manager With Dust Proof Brush and Easily Openable for Passing of Wires Depth 27mm	SS	80mm (67mm)	SS	553	Pcs.	1
			SS	150mm (136x67)	SS	774	Pcs.	1
			SS	400mm (386x67)	SS	1713	Pcs.	1
			SS	600mm (586x67)	SS	2334	Pcs.	1



# Furniture Fittings & Accessories

New Additions  
Limited Edition



As per Order  
Best Sellers



Image	Code	Description	Material	Size /Weight	Finish	MRP	Unit	Box
<b>TV/LCD Brackets PC Monitor Brackets</b>								
	FF3953	Swivel T.V. Stand	MS +Steel	12"	Black	<b>2100</b>	Pcs.	1
	FF3954	LCD Wall fixing 13.5 mm from Wall Sliding Plate Operation 136.5x124	MS +Steel	18Kgs 13-24"	Black	<b>720</b>	Pcs.	1
	FF3955	LCD Wall fixing 19.75mm from Wall Sliding Plate Operation 220x256	MS +Steel	36Kgs 23-37"	Black	<b>1140</b>	Pcs.	1
	FF3957	LCD/Plasma Wall Fixing 748x209	MS +Steel	81.6 Kgs 37-60"	Black	<b>2970</b>	Pcs.	1
	FF3958	One Arm LCD 279x245	MS+ ABS	25 Kgs 13-37	Silver Grey	<b>3750</b>	Pcs.	1
	FF3959	Two Arm LCD with 4 movements 434x245	MS+ ABS	25 Kgs 13-37	Silver Grey	<b>4350</b>	Pcs.	1
	FF3960A	Tilt Plasma Wall mount 30"x20"	MS+ Steel	75 Kgs 37-60	Black	<b>4350</b>	Pcs.	1
	FF3960B	Tilt Plasma Wall mount 14"x20"	MS+ Steel	50 Kgs 23-37	Black	<b>3750</b>	Pcs.	1
	FF3961	Double Arm Table Mount 291x463mm	MS+ Steel	18Kgs 13-30	Zinc	<b>4110</b>	Pcs.	1
	FF3962	LCD Arm 115x115	MS+ Steel	36 Kgs 13-25	Black	<b>1080</b>	Pcs.	1

Image	Code	Description	Size/Weight	MRP	Unit
<b>FOLD 40</b>					
Customized Length Fixing Possible   Door Height = Total Height - 10mm   Door Thickness 19mm					
	<b>FF3116</b>	Sliding Folding Wardrobe Fitting 2 Door Set (2Top+2Bottom+ 1Stopper+1Clip)	40Kgs	<b>2604</b>	Sets
	<b>FF3117</b>	H25mmxW22mm ALU Top & Bottom Channel for 3116	3 Metre	<b>1857</b>	Sets
<b>CLASSIC 25</b>					
Customized Length Fixing Possible   Door Height = Total Height - 20mm   Door Thickness 18mm to 25mm					
	<b>FF3401</b>	Grey Plastic Small Cabinet Sliding Fitting (1 Set = 1 Door)	25Kgs	<b>540</b>	Sets
	<b>FF3402</b>	H10mmxW10mm Top Channel for 3401	3.66 Metre	<b>450</b>	Pcs.
	<b>FF3403</b>	H9mmxW10mm Bottom Channel for 3401	3.66 Metre	<b>275</b>	Pcs.
<b>SLEEK 25</b>					
Customized Length Fixing Possible   Door Height = Total Height - 10mm   Door Thickness 18mm to 25mm					
	<b>FF3404</b>	Zinc Metal Small Cabinet Sliding Fitting (1 Set = 1 Door)	25Kgs	<b>630</b>	Sets
	<b>FF3405</b>	H10mmxW14mm Bottom Channel for 3404	3.66 Metre	<b>450</b>	Pcs.
	<b>FF3406</b>	Top Channel for 3404	3.66 Metre	<b>275</b>	Pcs.
<b>SLEEK 40</b>					
Customized Length Fixing Possible   Door Height = Total Height - 12mm   Door Thickness 18-40mm					
	<b>FF3411</b>	Sleek Line Plastic+Metal Cupboard Sliding Fitting (1 Set = 1 Door)	40Kgs	<b>220</b>	Sets
	<b>FF3412</b>	H13mmxW15mm Top+Bottom Channel for 3411	3 Metre	<b>750</b>	Sets

Image	Code	Description	Size/Weight	MRP	Unit
<b>TOP LINE 40</b>		Min. Door Thickness 18-40mm   Minimum Clearance between two doors 8mm			
	<b>FF3407</b>	Top Line (Without Soft Closing) 40Kg Double Door Sliding Fitting Top Fixing (1 Set for Two Doors)	40Kgs	<b>5100</b>	Sets
	<b>FF3408</b>	H20mmxW39mm Top & H20mmxW50mm Bottom Channel for 3407 & 3409	4 Metre	<b>7950</b>	Sets
			2 Metre	<b>3975</b>	Sets
<b>TOP LINE 80</b>		Min. Door Thickness 18-40mm   Minimum Clearance between two doors 8mm			
	<b>FF3409</b>	Top Line (Without Soft Closing) 80Kg Double Door Sliding Fitting Top Fixing (1 Set for Two Doors)	80Kgs	<b>7800</b>	Sets
	<b>FF3408</b>	H20mmxW39mm Top & H20mmxW50mm Bottom Channel for 3407 & 3409	4 Metre	<b>7950</b>	Sets
			2 Metre	<b>3975</b>	Sets
<b>FRONT LINE 50</b>		Door Height = Total Height - 70mm   Door Thickness 30mm			
	<b>FF3475</b>	Top Roller Set (2 Door)	50Kgs	<b>1463</b>	Sets
	<b>FF3410T</b>	H50mmxW29mm (Inner22mm) Top Channel for 3474 & 3475	2 Metre	<b>1404</b>	Pcs
			4 Metre	<b>2808</b>	Pcs
	<b>FF3480</b>	Bottom Roller Set (2 Door)	50Kgs	<b>690</b>	Sets
	<b>FF3410B</b>	H45mmxW40mm Bottom Channel for 3474 & 3480	2 Metre	<b>1430</b>	Pcs
			4 Metre	<b>2860</b>	Pcs
	<b>FF3471</b>	Top Roller Set (1 Door)	50 Kg	<b>1359</b>	Sets
	★ <b>FF3472</b>	H45.3mmxH48.8mm Top Channel for 3471	2 Metre	<b>2559</b>	Pcs
			3 Metre	<b>3838</b>	Pcs
			4 Metre	<b>5118</b>	Pcs
	<b>FF3486</b>	Floor Guide with Screws (For Installation without bottom track)		<b>117</b>	Pcs



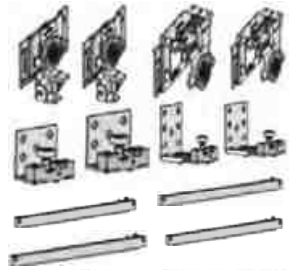

Image	Code	Description	Size/Weight	MRP	Unit
<p><b>TOP RUN 65</b> ★</p> <p>Easy Installation   Soft Closing Damper   Anti Jumping Hook Adjustment   Height Adjustment   Door Height = Total Height -25mm Capacity: 65KGS   Door thickness: 20-28mm</p>					
	<b>FF3444</b>	<p><b>Double Door</b></p> <p>TopRun Hanging Soft Closing System One Set 2 doors fitting as 1 set, 1 set includes 4 upper parts, 4 bottom parts, 8 plastic accessories</p>	65Kgs	<b>10864</b>	Set
	<b>FF3446</b>	<p><b>Triple Door</b></p> <p>TopRun Hanging Soft Closing System One Set 3 doors fitting as 1 set, 1 set includes 6 upper parts, 6 bottom parts, 8 plastic accessories</p>	65Kgs	<b>15515</b>	Set
	<b>FF3445</b>	H60mmxW80mm Top+ H56mmxW44mmBottom Channel for 3444 and 3446	3 Metre	<b>7150</b>	Pcs
<p><b>TOP RUN 60</b> ★</p> <p>Easy Installation   Soft Closing Damper   Anti Jumping Hook Adjustment   Height adjustment   Door Thickness 18-28mm   Height Adjustment : 2.5mm   Gap between Panels : 10mm   Space on Top 18x41mm   Space in Bottom : 70x18mm   Door Height = Cabinet Height + 30mm (Out to Out)</p>					
	<b>FF3474 2 Door</b>	<p>Inner Wardrobe Sliding Door Roller for Inner 2pcs Top &amp; 2 pcs Bottom Rollers + Outer 2pcs Top &amp; 2 pcs Bottom Rollers + 4 Dampers Applicable for 2 Door System (1 Set = 1 Inner &amp; 1 Outer)</p>	60 Kgs/Door	<b>8645</b>	Sets
	<b>FF3474 3 Door 2I+1O</b>	<p>3 Door Wardrobe Sliding Door Roller 4 pcs Inner Top &amp; 4 pcs Inner Bottom Rollers 2 pcs Outer Top &amp; 2 pcs Outer Bottom Rollers + 6 Dampers (1 Set = 2 Inner &amp; 1 Outer Door)</p>	60Kgs/Door	<b>12171</b>	Sets
	<b>FF3474 3 Door 1I+2O</b>	<p>3 Door Wardrobe Sliding Door Roller 2 pcs Inner Top &amp; 2 pcs Inner Bottom Rollers 4 pcs Outer Top &amp; 4 pcs Outer Bottom Rollers +6 Dampers (1 Set = 1 Inner &amp; 2 Outer Door)</p>	60Kgs/Door	<b>13764</b>	Sets
	<b>FF3476</b>	H50mmxW29mm (Inner22mm) Top Channel for 3474 & 3475	4 Metre	<b>2808</b>	Pcs
	<b>FF3481</b>	H45mmxW40mm Bottom Channel for 3474 & 3480	2 Metre	<b>1404</b>	Pcs
			4 Metre	<b>2860</b>	Pcs
			2 Metre	<b>1430</b>	Pcs

Image	Code	Description	Size/Weight	MRP	Unit
<b>DUAL LINE 40</b>					
Door Height = Total Height -70mm   Min. Door Thickness 19-22mm					
	FF3415	Double Door Sliding Fitting (1Set = Inner + Outer = 2 Doors)	40 Kgs	1500	Sets
	FF3416	H42mmxW54mmTop+ H10mmxW12mm Bottom Channel for 3415/3417	4 Metre	6000	Sets
<b>DUAL LINE 80</b>					
Door Height = Total Height -70mm   Min. Door Thickness 19-22mm					
	FF3417	Double Door Sliding Fitting (1Set = Inner + Outer = 2 Doors)	80 Kgs	1950	Sets
	FF3416	H42mmxW54mmTop+ H10mmxW12mm Bottom Channel for 3415/3417	4 Metre	6000	Sets
<b>VISTA SOFT 80</b>					
Door Height = Total Height -25mm   Min. Door Thickness 25mm					
	FF3418	Wardrobe Soft Closing Sliding system 2 rollers with 2 soft closing systems with screws (1 Set = 1 Door)	80 Kgs	2700	Sets
	FF3419	H44mxW80mm Top+ H6mmxW62mm Bottom Channel for 3418	2 Metre	2834	Sets
			3 Metre	4250	Sets
			4 Metre	5667	Sets
<b>VISTA LINE 80</b>					
Door Height = Total Height -38mm   Min. Door Thickness 25mm					
	FF3424	Wardrobe sliding roller 2up rollers, 2bottom rollers and 2stoppers with screws) 1 set = 1 door	80 Kgs	940	Sets
	FF3425	2Pc H9.5mmxW14mm Top+ H6mmxW62mm Bottom Channel for 3424	2 Metre	1961	Sets
			3 Metre	2942	Sets
			4 Metre	3922	Sets

Image	Code	Description	Size/Weight	MRP	Unit
<b>U LINE 40</b>					
Door Height = Total Height -28mm   Min. Door Thickness 25mm					
	FF3420	Heavy Duty Wardrobe Sliding Roller 2up rollers, 2bottom rollers and 2stoppers with screws (1 set = 1 door)	40 Kgs	<b>385</b>	Sets
	FF3421	H15mmxW12mm Top + H12mmxW8mm Bottom Channel for 3420	2 Metre	<b>576</b>	Sets
			3 Metre	<b>863</b>	Sets
4 Metre			<b>1151</b>	Sets	
<b>U LINE 60 PLUS</b>					
Door Height = Total Height -36mm   Min. Door Thickness 25mm					
	FF3422	Heavy Duty Wardrobe Sliding Roller (2up rollers, 2bottom rollers and 2stoppers with screws) 1 set = 1 door	60Kg	<b>890</b>	Sets
	FF3423	H22mmxW25mm Top+ H12mmxW8mm Bottom Channel for 3422	2 Metre	<b>865</b>	Sets
			3 Metre	<b>1476</b>	Sets
4 Metre			<b>1729</b>	Sets	
<b>U LINE 60</b>					
Door Height = Total Height -36mm   Min. Door Thickness 25mm					
	FF3482	Wardrobe sliding door roller (1Set = 1 Door ) 1 Door Roller - 2 Top & 2 Bottom roller + Accessories	60Kg	<b>660</b>	Sets
	FF3483	H7.3mmxW37.4mm Bottom Channel for 3482	2 Metre	<b>733</b>	Pcs
3 Metre			<b>1099</b>	Pcs	
4 Metre			<b>1465</b>	Pcs	
	FF3485	H20mmxW55mm Top Channel for 3482	2 Metre	<b>1471</b>	Pcs
			3 Metre	<b>2207</b>	Pcs
			4 Metre	<b>2942</b>	Pcs
	FF3487	H20mmxW23mm Top Channel for 3482	2 Metre	<b>736</b>	Pcs
			3 Metre	<b>1104</b>	Pcs
			4 Metre	<b>1471</b>	Pcs
	FF3484	H8mmxW22mm Bottom Channel for 3482	2 Metre	<b>466</b>	Pcs
			3 Metre	<b>699</b>	Pcs
			4 Metre	<b>932</b>	Pcs
<b>Soft Closing Device For Wardrobe Sliding</b>					
	FF3438	Soft Closing Device for Wardrobe Sliding Metal + Plastic   Stroke Length : 50mm   Force : 6-10N   Running Time : 2-5s   Load Carrying Capacity (Customized)   Cycles : 80000 tested	Force 50 Kgs	<b>618</b>	Sets
	FF3439	Heavy Soft Closing Device for Wardrobe Sliding & Door Sliding Mounting on Channel Plastic   Stroke Length : 45mm   Force : 6-10N   Running Time : 2-3s   Load Carrying Capacity (Customized)   Cycles : 50000 tested	Force 20 Kgs	<b>367</b>	Sets


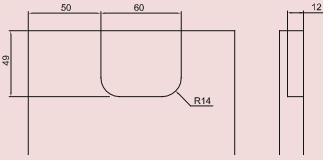



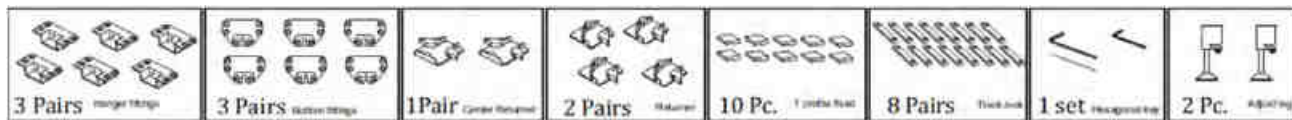
Image	Code	Description	Size/Weight	MRP	Unit
<b>INVISIBLE 50</b>					
Door Height = Total Height -12mm   Soft Closing System   Minimum Gap between 2 doors has to be 6mm   Door Cut Out Required to fix this roller					
	<b>FF3491</b>	 <p>Wardrobe sliding door roller (1Set = 1 Door ) 1 Set - 2 Top &amp; 2 Bottom roller + 2 Dampers</p>	50Kg	<b>2698</b>	Sets
	<b>FF3492</b>	15x12mm Invisible Grooved Top & Bottom Channel for 3491	2 Metre	<b>509</b>	Pcs
			3 Metre	<b>764</b>	Pcs
4 Metre			<b>1019</b>	Pcs	
<b>SLIM SLIDER 50</b>					
Door Height = Total Height -32mm   For Door Thickness 16-19mm   Door Cut Not Required as it is Top Fixing   Additional Brush For Silent and Smooth Functioning					
	<b>FF3494</b>	Wardrobe sliding door roller (1Set = 2 Door ) 2 Door Roller - 4 Top & 4 Bottom roller + 4 Dampers & Accessories	50Kg	<b>5396</b>	Sets
	<b>FF3495</b>	Top Channel for 3494	2 Metre	<b>1529</b>	Pcs
			3 Metre	<b>2293</b>	Pcs
			4 Metre	<b>3057</b>	Pcs
<b>FF3496</b>	Bottom Channel for 3494	2 Metre	<b>954</b>	Pcs	
		3 Metre	<b>1430</b>	Pcs	
		4 Metre	<b>1907</b>	Pcs	
<b>ECO SLIM SLIDER 50</b>					
Door Height = Total Height -32mm   For Door Thickness 16-19mm   Door Cut Not Required as it is Top Fixing   Additional Brush For Silent and Smooth Functioning					
	<b>FF3498</b>	Wardrobe sliding door roller (1Set = 2 Door ) 2 Door Roller - 4 Top & 4 Bottom roller + 4 Dampers & Accessories	50Kg	<b>3250</b>	Sets

Image	Code	Description	Size/Weight	MRP	Unit
<b>HARMONY INLINE 50</b>		Door Height = Total Height - 30mm   Door Thickness :25mm   Maximum Height : 2000mm   Weight Capacity : 60 Kg per Door			
	<b>FF3427</b>	<b>INLINE DOOR SYSTEM</b> 1 Door Roller (Max Door Width : 600-750mm) Cabinet Width 1100-1500mm (2 Door) Cabinet Width 2400-3000mm (3 Door)	246mm	<b>27000</b>	Sets
	<b>FF3429</b>	<b>INLINE DOOR SYSTEM</b> 1 Door Roller (Max Door Width : 950-1100mm) Cabinet Width 2400-3000mm (2 Door)	400mm	<b>31000</b>	Sets
	<b>FF3430</b>	H50mmxW155mm Top+Bottom Channel	3 Metre	<b>17250</b>	Pcs
			5 Metre	<b>28750</b>	Pcs

**2 Door Parts**



**3 Door Parts**



	<b>FF3431</b>	Horizontal Aluminium Profile 4-6mm Glass	2.5 Metre	<b>3510</b>	Pcs.
	<b>FF3432</b>	Vertical Aluminium Profile 4-6mm Glass	2.5 Metre	<b>1992</b>	Pcs
	<b>FF3433</b>	Handle Aluminium Profile	5 Metre	<b>4370</b>	Pcs.
	<b>FF3434</b>	Middle Aluminium Profile 4-6mm Glass	3 Metre	<b>1245</b>	Pcs.
	<b>FF3435</b>	Steel Corner Bracket for 3431 & 3432 (4Pc Set)		<b>312</b>	Sets
	<b>FF3436</b>	Pvc Gasket for 3431 & 3432		<b>421</b>	Pcs.
	<b>FF3437</b>	Zinc Plug for 3434		<b>210</b>	Pairs

**Steps for Fixing Aluminium Profile Brackets**










Image	Code	Description	Material	Size	Finish	MRP	Unit
	FF3552	Wardrobe Lifter Soft Close	Aluminium	600-830mm 12Kgs	Mocha Grey	4000	Pcs.
				830-1150mm 15Kgs	Mocha Grey	5500	Pcs.
	FF3553	Rattan Basket Rack with Undermount Soft Close Slides	Aluminium	600mm	Mocha Grey	8875	Pcs.
			Aluminium	900mm	Mocha Grey	10595	Pcs.
	FF3555	Jewellery Compartment rack with undermount Soft Close Slides	Aluminium	600mm	Mocha Grey	9550	Pcs.
			Aluminium	900mm	Mocha Grey	11800	Pcs.
	FF3562	Shoe Rack with Plate Rack with Undermount Soft Close Slides	Aluminium	600mm	Mocha Grey	8875	Pcs.
			Aluminium	900mm	Mocha Grey	10595	Pcs.
	FF3564	Trousers Rack Stylish Multifunction Sliding Rack with 6 & 9 Non- movable Black Strips For Sarees & Trousers	Aluminium	600mm	Mocha Grey	6000	Pcs.
			Aluminium	900mm	Mocha Grey	7500	Pcs.

Image	Code	Description	Material	Size	Finish	MRP	Unit
	FF3551	Heavy Duty Pull Down Clothes Hanger Rod in Centre helps to pull down entire rack providing easy access to hanged clothes, elegant looking and very convenient for access to high wardrobes.	SS + Aluminium	12Kgs 830 to 1150mm	Silver	5142	Pcs.
	FF3554	Sliding Centre Hanging Rack Top Fixing Black Trousers Rack	Plastic +SS	10Kgs 360x505x 87mm	Silver	6870	Pcs.
	FF3556	Sliding Hanging Rack Push & Pull Sliding Clothes Hanger Rack	SS +Plastic	12Kgs 65x460 x100mm	Silver	2061	Pcs.
	FF3557	LEFT & RIGHT Version Trousers & SS Accessories Rack	Aluminium+ Plastic	10Kgs 330x460x 120mm	Silver	7443	Pcs.
	FF3558	Trousers & Saree Rack Sliding Side Hanging Rack Fitting Side Inner Plank of wardrobe Smooth Sliding Rack for side fitting.	SS+ Aluminium	10Kgs 430x440 x100mm	Silver	5712	Pcs.
	FF3560	Sliding Hanging Rack Push & Pull Sliding Clothes Hanger Rack	Aluminium +Plastic +SS	10Kgs	AL	1400	Pcs
	FF3561	Multipurpose Rack	Aluminium +Plastic+ SS	10Kgs 165x480x 116mm	Silver	3750	Pcs.

Image	Code	Description	Material	Size	Finish	MRP	Unit
	<b>FF3563</b>	Multi Purpose Rack Side Fixing Sliding Rack With 11 Hooks & 2 Big Baskets	Aluminium + Plastic+ SS	10Kgs 275x460x 1000mm	Silver	<b>16038</b>	Pcs.
	<b>FF3565</b>	I Wall Dress Folding Hanger Chrome Plated with 10Kg Capacity	SS	6 Hole (270x40mm)	CP	<b>1032</b>	Pcs.
			SS	8 Hole (340x40mm)	CP	<b>1113</b>	Pcs.
	<b>FF3570</b>	Pull & Push Cloth Hanger Graceful Push & Pull Sliding Clothes Hanger Rack Rod in Center helps to slide out entire rack providing easy access to hanged clothes.	Aluminium	10kgs 830 to 1150mm	Silver	<b>4023</b>	Pcs.
	<b>FF3571</b>	Trousers Rack Stylish Multifunction Sliding Rack with 9 Non-movable Black Strips For Sarees & Trousers	SS	10Kgs 460x 360mm	Black	<b>2830</b>	Pcs.
	<b>FF3572</b>	180 Degree Rotating Mirror Rack Mirror Fitted on wall or sideboard High Quality, Modern style fixing Backside 4 Level Storage Option . Mirror +Accessories Rack	Aluminium +SS	350x 1340x 135mm	SS	<b>8900</b>	Pcs.

Image	Code	Description	Material	Size	Finish	MRP	Unit
	FF3573	Hanging Multipurpose 15 Bar Hanger	Plastic +SS	5Kgs 15Bar	Orange	550	Pcs.
	FF3576 Aluminium	Hanger Rod with LED Sensor Lamps Sensor to sense opening door and switch on LED light. 30 Secs 12v	Aluminium	10Kgs- 850mm (900mm Cabinets)	AL	7413	Pcs.
				12Kgs-1164mm (1200 Cabinets)	AL	9003	Pcs
	FF3584	Tie Rack New Design Sliding Side Fixing rack Suitable for hanging tie, belt, chains, etc	Aluminium Plastic (ABS)	10Kgs 110x460x 87mm	Silver	1459	Pcs.
	FF3585	Scarf & Belt Rack Stylish Fixed 8 Hook Hanging Bar Convenient side hanging hooks	Aluminium +Plastic	100x457x 80mm	Silver	1687	Pcs.
	FF3566	Oval Tube Bracket for 3567	SS	20x40mm	CP, SS	44	Pairs
	FF3567	Oval Tube for Wardrobe Hanging	SS	3 Mtr 17x35mm	CP, SS	1280	Pcs
	FF3578	Tube Bracket for 3579 & 3586	Zinc	25x60mm	AL	172	Pairs
	FF3586	Cloth Hanging Tube	Aluminium/Plastic	3mtr 15x30mm	Black +AL	1074	Pcs
	FF3588	L Tube Bracket for L Wardrobes	AL	30x17mm	AL	280	Pcs
	FF0905	Coat Hanger			K77PK77	488	Pcs
	FF0905	Fixing Part		30	K77	51	Pcs

Image	Code	Description	Material	Size	Finish	MRP	Unit
-------	------	-------------	----------	------	--------	-----	------

**Iron Boards**



<b>FF3577</b>	Folding Iron Board Sliding Mechanism with Slide Bottom Fixing	Wood +IRON	112x450x275 Board 798x295mm after Opening	Grey	<b>8790</b>	Pcs.
---------------	---	---------------	--	------	-------------	------



<b>FF3587 Left/Right Version</b>	Folding Iron Board Sliding Mechanism with Slide Bottom Fixing	MS	1000x320mm	Ivory	<b>14563</b>	Pcs
--	---	----	------------	-------	--------------	-----

**Security Safes**



<b>FF403 A</b>	Laptop Safe With Key Master Key Possible	16"x15"x10" Wt 18.5 Kg Aprx.	Ivory	<b>11300</b>	Pcs.
<b>FF403 B</b>	Customized Sizes Available	16"x13"x12" Wt 18.5 Kg Aprx.	Ivory	<b>11300</b>	Pcs.



<b>FF404A</b>	Laptop Safe With No. & Key	16x15x10 Wt 18.5 Kg Apprx	Ivory	<b>18000</b>	Pcs.
<b>FF404B</b>	Customized Sizes Available	16x13x12 Wt 18.5 Kg Apprx	Ivory	<b>18000</b>	Pcs.



<b>FF3963</b>	White Finish Steel Safe Stand	<b>1788</b>	Pairs
---------------	-------------------------------	-------------	-------

Image	Code	Description	Material	Size	Finish	MRP	Unit
	FFH5094	Angry Birds Hook	PVC	95x45	Red+Green	94	Pcs
	FFH5095	Football Hook	PVC	95x50	Black+White	94	Pcs
	FFH5096	Garfield Hook	PVC	95x45	Yellow+Black	94	Pcs
	FFH5024A	Robe Hook 3 Peg	Zinc	AB	75mm	560	Pcs.
	FFH8876	Hook	Zinc	38x82	AB	186	Pcs.
					POV	225	Pcs.
	FFH8877	Hook	Zinc	46x80	POV	243	Pcs.
	FFH8878	Hook	Zinc	38x82	AB	189	Pcs.
					POV	230	Pcs.
	FFH2108	Hook	Zinc	(B) 40x15x38	(042) SS	107	Pcs
	FFH2111	Top Hanger Ceiling Hook	Zinc	197x88x50	(042) SS	1127	Pcs
	FFH2113	Hook	Zinc	82x56x72	(030) AB	564	Pcs
					(042) SS	564	Pcs

Image	Code	Description	Material	Size	Finish	MRP	Unit
	FFH2115	Hook	Zinc	158x59x72	(024043) BG+BN	1284	Pcs
					(042) SS	1284	Pcs
	FFH2116	Hook	Zinc	142x60x116	(024043) BG+BN	1053	Pcs
					(042) SS	1053	Pcs
	FFH2120	Hook	Zinc	146x53x97	(030) AB	564	Pcs
					(042) SS	564	Pcs
	FFH2219	Hook	Zinc	184x69x77	(042) SS	777	Pcs
	FFH2221	Hook	Zinc	175x77x75	(030) AB	876	Pcs
					(042) SS	876	Pcs

Image	Code	Description	Material	Size	Finish	MRP	Unit
	FFH2223	Hook	Zinc	175x77x100	(030) AB	827	Pcs
					(042) SS	827	Pcs
	FFH2229	Hook	Zinc	178x73x76	(030) AB	701	Pcs
					(042) SS	701	Pcs
	FFH2230	Hook	Zinc	76x71x33	(030) AB	427	Pcs
	FFH0616	Hook	Plastic	140x30	Cp2g7-Red	721	Pcs
					Cp4g7-Cherry	721	Pcs
	FFH0151	Hook	Brass	100	(OA) Pov	1816	Pcs
	FFH0152	Hook	Brass	30	(B.Oro) BG	203	Pcs



Image	Code	Description	Material	Finish	Size	MRP	Unit
	FFA0075	25mm D Grab bar	SS304	CP	12"	1628	Pcs.
	FFA0076	25mm L Grab Bar	SS304	CP	225x 225x 73/25 mm	1882	Pcs.
	FF5038	Soap Dispenser	SS	CP	140x 70x 180mm	4225	Pcs
	FF5040	Soap Dispenser	SS	CP	800ml 183x 110	2925	Pcs.
	FF5051	Basket	Brass	CP	220x 110	1652	Pcs.
	FF5053	Corner Basket	Brass	CP		1647	Pcs.
	FF5054	Utility Basket	Brass	CP		1700	Pcs.
	FF5057	Shower Shelf	Brass	CP	200x 190x 425	4005	Pcs.
	FF5058	Soap Basket	Brass	CP	120x 92	991	Pcs.

Image	Code	Description	Material	Finish	Size	MRP	Unit
	FF5028	3X Beauty Mirror with Led Light 14" Extension	Brass	CP	8.25" x8.25"	10888	Pcs.
	FF5029B	Mirror (Wall Fixing Angled with 3x zoom) 12" Extension	SS	CP	8"	2356	Pcs.
	FF5029C	Mirror (Wall Fixing Stretchable) 13" Extension	SS	CP	8"	2200	Pcs.
	FF5030	Wall Fixing Mirror with Surround Light with 3x Zoom 14" Extension	Brass	CP	8"	7000	Pcs.
			Brass	SS	8"	8000	Pcs.
	FF5031	Wall Fixing Mirror with Spot Light with 3x Zoom 14" Extension	Brass	CP	8"	7500	Pcs.
	FF5033	Free Standing Mirror with Surround Light with 3x Zoom 14.5" Extension	Brass	CP	8"	6500	Pcs.
	FF5047	Cloth Line Hanger	SS	SS	3 Metre	1200	Pcs.

Image	Code	Description	Material	Finish	Size	MRP	Unit
	FF5049	Cloth Line Hanger	SS	CP	3 Metre	1225	Pcs
	FF5044	Drainer	SS	SS	93x93	290	Pcs.
	FF5045	Drainer	SS	SS	4"	290	Pcs.
	FF5046	Drainer	SS	SS	4"	290	Pcs.
	FF5056	Dust Bin 5 Ltr	SS	CP	8"x12"x8"	1500	Pcs
	FF5065	SS Folding Heavy Brass Towel Rack Depth 10" Height 5.5"	SS+Zinc	CP	18"	5643	Pcs.
			SS+Zinc	CP	24"	5890	Pcs.
	FF5076	Folding Towel Shelf Depth 10" Height 5.5"	SS+Zinc	CP	24"	4000	Pcs.

Image	Code	Description	Material	Finish	Size	MRP	Unit
	FF5077	Folding Towel Shelf Depth 9" Height 7.5"	Brass	CP	24"	5250	Pcs.
	FF5013D	Soap Holder	Zinc	CP	75x120	718	Pcs.
	FF5018A	Robe Hook	Zinc	CP	100x35	251	Pcs.
	FF5018F	Soap Basket	SS	CP	90x130	810	Pcs.
	FF5041	Toilet Paper Holder	SS	CP	300x 160	1245	Pcs.
	FF5043	Toilet Paper Holder	SS	CP	110x 450	3692	Pcs.
	FF5078A	Toilet Brush Holder	SS	CP	375x80	2259	Pcs
	FF5037	Robe Hook		CP	2 Peg	300	Pcs
	FF5093	Adjustable & Foldable Hooks. Sideways movement possible	Alu minium	SS	3Peg 190mm 4Peg 260mm 5Peg 330mm 6Peg 400mm 8Peg 540mm	527 702 878 1053 1404	Pcs. Pcs. Pcs. Pcs. Pcs.

Image	Code	Description	Material	Finish	Size	MRP	Unit
	<b>FF5098</b>	Satin Black Hooks	Zinc	SS+BL	2Peg	<b>245</b>	Pcs.
					4Peg	<b>490</b>	Pcs.
					6Peg	<b>735</b>	Pcs.
					8Peg	<b>980</b>	Pcs.
	<b>FF5081</b>	Clear Towel Rod	SS+	AB, SS,	24"	<b>6045</b>	Pcs.
		Blue, Green Towel Rod	Crystal	CP	24"	<b>6045</b>	Pcs.
	<b>FF5082</b>	Clear Soap disk	SS+	AB, SS,	5"	<b>3738</b>	Pcs.
		Blue, Green Soap disk	Crystal	CP	5"	<b>3738</b>	Pcs.
	<b>FF5083</b>	Clear Brush Holder	SS+	AB, SS,	5"	<b>3383</b>	Pcs.
		Blue, Green Brush Holder	Crystal	CP	5"	<b>3383</b>	Pcs.
	<b>FF5085</b>	Clear Towel Ring	SS+	AB, SS,	8"	<b>3283</b>	Pcs.
		Blue, Green Towel Ring	Crystal	CP	8"	<b>3283</b>	Pcs.
	<b>FF5086</b>	Clear Single Hook	SS+	AB, SS,	1.5"	<b>2763</b>	Pcs.
		Blue, Green Single Hook	Crystal	CP	1.5"	<b>2763</b>	Pcs.
	<b>FF5087</b>	Clear Paper Holder	SS+	AB, SS,	7"	<b>3185</b>	Pcs.
		Blue, Green Paper Holder	Crystal	CP	7"	<b>3185</b>	Pcs.
	<b>FF7551</b>	Robe Hook	Brass	CP	63x78x 50	<b>1362</b>	Pcs
	<b>FF7552</b>	Tumbler Holder	Brass	CP	128x85 x63	<b>1950</b>	Pcs
	<b>FF7553</b>	Towel Ring	Brass	CP	110x17 5x60	<b>2789</b>	Pcs
	<b>FF7554</b>	Soap Dish	Brass	CP	118x85 x63	<b>1950</b>	Pcs
	<b>FF7555</b>	Paper Holder	Brass	CP	182x60 x63	<b>2194</b>	Pcs

Image	Code	Description	Material	Finish	Size	MRP	Unit
	FF7557	Single Towel Bar	Brass	CP	595x63 x63	3250	Pcs
	FF7558	Towel Rack	Brass	CP	596x 215x 140	14073	Pcs
	FF7601	Robe Hook	Brass +Zinc +Alu	CP	25x43x 45	536	Pcs
	FF7602	Tumbler Holder	Brass +Zinc +Alu	CP	25x135 x47	975	Pcs
	FF7603	Towel Ring	Brass +Zinc +Alu	CP	120x60 x25	796	Pcs
	FF7604	Soap Dish	Brass +Zinc	CP	25x135 x47	975	Pcs
	FF7605	Soap Dispenser	Brass +Zinc	CP	25x135 x47	1118	Pcs
	FF7606	Paper Holder	Brass +Zinc +Alumini um	CP	178x60 x25	764	Pcs
	FF7607	Toilet Brush Holder	Brass+ Zinc	CP	25x150 x35	1703	Pcs
	FF7608	Single Towel Bar	Brass +Zinc +Alumini um	CP	605x 60	1846	Pcs
	FF7651	Robe Hook	Brass+ Zinc	CP	25x35x 43	673	Pcs

Image	Code	Description	Material	Finish	Size	MRP	Unit
	FF7652	Tumbler Holder	Brass+ Zinc	CP	80x90x 25	1885	Pcs
	FF7653	Towel Ring	Brass+ Zinc	CP	232x85 x50	2191	Pcs
	FF7654	Soap Dish	Brass+ Zinc	CP	160x11 0x20	2256	Pcs
	FF7655	Paper Holder	Brass+ Zinc	CP	150x85 x50	2067	Pcs
	FF7657	Single Towel Bar (60cm)	Brass+ Zinc	CP	596x68 x50	4232	Pcs
	FF7658	Towel Rack	Brass+ Zinc	CP	596x 225x50	10108	Pcs
	FF7701	Robe Hook	Brass+ Zinc	CP	38x43x 68	744	Pcs
	FF7702	Tumbler Holder	Brass+ Zinc	CP	140x68 x38	1784	Pcs
	FF7702C	Only Ceramic Glass	Ceramic	IV		390	Pcs
	FF7703	Towel Ring	Brass+ Zinc	CP	270x68 x38	2373	Pcs
	FF7704	Soap Dish	Brass+ Zinc	CP	140x 68x38	1807	Pcs
	FF7704C	Only Ceramic Disc	Ceramic	IV		424	Pcs
	FF7705	Paper Holder	Brass+ Zinc	CP	212x 68x38	1615	Pcs

Image	Code	Description	Material	Finish	Size	MRP	Unit
	FF7706	Toilet Brush Holder	Brass+ Zinc	CP	165x68 x38	2714	Pcs
	FF7707	Single Towel Bar	Brass+ Zinc	CP	600x68 x38	3088	Pcs
	FF7708	Towel Rack	Brass+ Zinc	CP	600x 210x 140	11372	Pcs
	FF7751	Robe Hook	Brass	CP	50x65x 43	926	Pcs
	FF7752	Tumbler Holder	Brass	CP	85x120 x50	1976	Pcs
	FF7753	Paper Holder	Brass	CP	210x65 x50	1544	Pcs
	FF7754	Soap Dish	Brass	CP	85x120 x50	1966	Pcs
	FF7755	Soap Dish	Brass	CP	102x11 2x50	2915	Pcs
	FF7756	Towel Ring	Brass	CP	175x63 x50	2064	Pcs
	FF7758	Single Towel Bar	Brass	CP	615x65 x50	3413	Pcs
	FF7759	Double Towel Bar	Brass	CP	610x 112x50	4209	Pcs
	FF7760	Towel Rack	Brass	CP	480x 140x50	6890	Pcs



# Curtain Brackets & Accessories

New Additions

Limited Edition



As per Order



Image	Code	Product	Size	Material	Finish	MRP	Unit
	FF7001	Mira	85mm	Brass/ Swarovski	Clear AB,SS,CP	5800	Pairs
					Clear BG	5890	Pairs
	FF7002	Celebra	75mm	Brass/ Swarovski	Clear AB,SS,CP	10465	Pairs
					Clear BG	10693	Pairs
	FF7003	Celebra	62mm	Brass/ Swarovski	Clear AB,SS,CP	8938	Pairs
					Clear BG	9198	Pairs
	FF7004	Rigel	95mm	Brass/ Swarovski	Clear AB,SS,CP	6350	Pairs
	FF7004				Clear BG	9393	Pairs
	FF7005	Messi	105mm	Brass/ Swarovski	Clear AB,SS,CP	3250	Pairs
	FF7005				Rainbow AB,SS,CP	3770	Pairs

# Curtain Brackets & Accessories

New Additions

Limited Edition



As per Order

★ Best Sellers



Image	Code	Product	Size	Material	Finish	MRP	Unit
	FF7020	Carnation	120mm	Brass	AB,SS	1015	Pcs.
	FF7028	Daisy	105mm	Brass	AB,SS	217	Pcs.
	FF7029	Daffodil	178mm	Brass	AB	525	Pcs.
	FF7029	Daffodil	178mm	Brass	SS	525	Pcs.
	FF7040	Kewda	105mm	Brass	AB,SS	368	Pcs.
	FF7041	Midday	178mm	Brass	SS	613	Pcs.
	FF7041	Midday	178mm	Brass	AB	613	Pcs.
	FF7033	Primrose	47mm	Brass	CP	225	Pcs.

# Curtain Brackets & Accessories

New Additions

Limited Edition



As per Order

★ Best Sellers



Image	Code	Product	Size	Material	Finish	MRP	Unit
	FF7021	Hibiscus	85mm	Brass	AB	672	Pairs
	FF7021	Hibiscus	85mm	Brass	SS	672	Pairs
	FF7022	Heather	120mm	Brass	CP+SS	1575	Pairs
	FF7023	Iris	80mm	Brass	AB,SS	945	Pairs
	FF7025	Lavender	120mm	Brass	AB	823	Pairs
	FF7025	Lavender	120mm	Brass	SS	823	Pairs

# Curtain Brackets & Accessories

New Additions

Limited Edition



As per Order

★ Best Sellers



Image	Code	Product	Size	Material	Finish	MRP	Unit
	FF7026	Lilac	90mm	Brass	AB,SS	823	Pairs
	FF7027	Lily	95mm	Brass	SS	998	Pairs
	FF7027	Lily	95mm	Brass	AB	998	Pairs
	FF7032	Orchid	100mm	Brass	AB, SS	1260	Pairs
	FF7034	Sunflower	100mm	Brass	AB	928	Pairs
	FF7034	Sunflower	100mm	Brass	SS	928	Pairs

# Curtain Brackets & Accessories

New Additions

Limited Edition



As per Order

★ Best Sellers



Image	Code	Product	Size	Material	Finish	MRP	Unit
	FF7035	Rose	90mm	Brass	AB	672	Pairs
	FF7035	Rose	90mm	Brass	SS	672	Pairs
	FF7036	Tulip	80mm	Brass	AB, SS	455	Pairs
	FF7803		20mm	Brass	BG	266	Pcs
			25mm	Brass	BG	294	Pcs
	FF7841 L		20mm	Brass	BG	420	Pcs
	FF7841 R		20mm	Brass		420	Pcs
	FF7841 L		25mm	Brass		505	Pcs
	FF7841 R		25mm	Brass		505	Pcs
	FF7857		40mm	Brass	BG	2100	Pcs
	FF7867		140mm	Brass	BG	3390	Pcs
	FF7887		40mm	Brass	BG	2776	Pcs
	FF7000		25mm	Aluminium	AB,SS	115	Feet

AB-Antique Brass | AL/ALU-Aluminium | BG-Bright Gold | BL-Black | BM-Black Antique | BN-Black Nickel | BR-Brown | CM/SC- Satin Chrome  
| CP-Chrome Polish | POV-Reddish Gold | SA-Silver Antique | SG-Satin Gold | SN-Satin Nickel | SS-Stainless Steel | WH-White **30% Extra for Different Finish unless mentioned | Customized sizes will bear additional time & costs**

Image	Code	Product	Material	Finish	Size	MRP	Unit	Box
	FHQ0055	MiraX	Brass + Crystal	Clear/BL AB/SS/CP	20mm	1282	Pcs	4
					25mm	1843	Pcs	4
					30mm	3061	Pcs	2
					40mm	5490	Pcs	1
					50mm	6959	Pcs	1
	FHQ0155 Pag Crystal	MiraX Eco	Brass + Crystal	Clear AB/SS/CP	20mm	432	Pcs	20
					25mm	524	Pcs	20
					30mm	612	Pcs	15
					50mm	1482	Pcs	10
	FHQ0056	Celebra	Brass + Crystal	Clear/BL AB/SS/CP	30mm	1450	Pcs	4
	FHQ0056	Celebra	Brass + Crystal	Clear AB/SS/CP	50mm	5438	Pcs	1
	FHQ0057	Galaxy	Brass + Crystal	Clear AB/SS/CP	20mm	1413	Pcs	4
					30mm	3461	Pcs	2
					40mm	4750	Pcs	2
					50mm	7311	Pcs	1
	FHQ0058	Mira	Brass + Crystal	Clear AB/SS/CP	20mm	1263	Pcs	4
					25mm	1813	Pcs	4
					30mm	3035	Pcs	2
					40mm	5524	Pcs	1
					50mm	6955	Pcs	1
	FHQ0158 Pag Crystal	Mira Eco	Brass + Crystal	Clear AB/SS/CP	20mm	386	Pcs	20
					25mm	460	Pcs	20
					30mm	582	Pcs	15
					40mm	943	Pcs	15
					50mm	1472	Pcs	10
	FHQ0059	Alrai	Brass	Clear AB/SS/CP	14mm	852	Pcs	8
					20mm	1308	Pcs	4
					30mm	3457	Pcs	2
					55mm	11624	Pcs	1
	FHQ0060	Kuma	Brass + Crystal	Clear AB/SS/CP	20mm	1476	Pcs	1
					30mm	2115	Pcs	1

AB-Antique Brass | AL/ALU-Aluminium | BG-Bright Gold | BL-Black | BM-Black Antique | BN-Black Nickel | BR-Brown | CM/SC- Satin Chrome  
| CP-Chrome Polish | POV-Reddish Gold | SA-Silver Antique | SG-Satin Gold | SN-Satin Nickel | SS-Stainless Steel | WH-White **30% Extra for  
Different Finish unless mentioned | Customized sizes will bear additional time & costs**

Image	Code	Product	Material	Finish	Size	MRP	Unit	Box
	FHL0819	Dero	Zinc	024001 Clear BG	(B) 30mm	453	Pcs	50
				024001 Clear BG	(C) 25mm	304	Pcs	50
	FHL0823	Sedor	Zinc	024001 Clear BG	(B) 30mm	382	Pcs	50
				024001 Clear BG	(C) 25mm	258	Pcs	50
	FHL1029	Dero	Zinc	024001 Cl+BG	(C) 64mm	432	Pcs	25
				024301 Cl+BG		649	Pcs	25
	FHP0079	Deneb Duo	Brass + Acrylic + Crystal	Clear AB/SS/CP	200mm	9075	Pcs	1
	FHQ0083	Rigel	Brass + Crystal	Clear/Green AB/SS/CP	20mm	983	Pcs	1
					30mm	2362	Pcs	1
					40mm	4380	Pcs	1
	FHQ0084	Lego	Brass + Crystal	Clear AB/SS/CP	40mm	5333	Pcs	1
	FHP0086	Celebra XL	Brass + Crystal	Clear/Green AB/SS/CP/CP+SS	96mm	2500	Pcs	1
					128mm	2538	Pcs	1
					160mm	2598	Pcs	1
					192mm	2661	Pcs	1
					256mm	2769	Pcs	1
					320mm	2878	Pcs	1
	FHP0090	Zest	Brass + Crystal	Clear/Blue /Green AB/SS/CP/CPSS	96mm	4829	Pcs	1
					128mm	4941	Pcs	1
					160mm	5083	Pcs	1
					192mm	5210	Pcs	1
					256mm	5487	Pcs	1
					320mm	5789	Pcs	1
	FHQ0090	Zest X	Brass + Crystal	Clear/Blue /Green AB/SS/CP/CPSS	32mm	1723	Pcs	1

AB-Antique Brass | AL/ALU-Aluminium | BG-Bright Gold | BL-Black | BM-Black Antique | BN-Black Nickel | BR-Brown | CM/SC- Satin Chrome  
| CP-Chrome Polish | POV-Reddish Gold | SA-Silver Antique | SG-Satin Gold | SN-Satin Nickel | SS-Stainless Steel | WH-White **30% Extra for  
Different Finish unless mentioned | Customized sizes will bear additional time & costs**

Image	Code	Product	Material	Finish	Size	MRP	Unit	Box
	FHP0092	Grafia	Brass + Crystal	Clear AB/SS/CP	96mm	2549	Pcs	1
					128mm	3196	Pcs	1
					160mm	3562	Pcs	1
	FHQ0092	Grafia	Brass + Crystal	Clear AB/SS/CP	20/40mm	628	Pcs	4
					32/32mm	1028	Pcs	4
					60/25mm	2086	Pcs	4
	FHP0093	Mira	Brass + Crystal	Clear/Copper AB/SS/CP	64mm	1996	Pcs	1
					96mm	2910	Pcs	1
					128mm	3906	Pcs	1
	FHP0094	Vega	Brass + Crystal	Clear/Blue /Green AB/SS/CP	3"	1847	Pcs	1
					5"	1977	Pcs	1
					8"	2351	Pcs	1
	FHQ0094	Vega	Brass + Crystal	Clear/Blue /Green AB/SS/CP	20mm	1061	Pcs	4
	FHP0095	Coxa	Brass + Crystal	Clear/Blue /Green AB/SS/CP/CPSS	96mm	3659	Pcs	1
					128mm	3779	Pcs	1
					160mm	3924	Pcs	1
					192mm	4059	Pcs	1
					256mm	4343	Pcs	1
	FHQ0095	Coxa	Brass + Crystal	Clear/Blue /Green AB/SS/CP	24/20mm	520	Pcs	1
					48/40mm	2414	Pcs	1



AB-Antique Brass | AL/ALU-Aluminium | BG-Bright Gold | BL-Black | BM-Black Antique | BN-Black Nickel | BR-Brown | CM/SC- Satin Chrome | CP-Chrome Polish | POV-Reddish Gold | SA-Silver Antique | SG-Satin Gold | SN-Satin Nickel | SS-Stainless Steel | WH-White **30% Extra for Different Finish unless mentioned | Customized sizes will bear additional time & costs**

Image	Code	Product	Material	Finish	Size	MRP	Unit	Box
	FHQ0095	Coxa	Brass + Crystal	Clear/Blue /Green AB/SS/CP	32/20mm	654	Pcs	1
	FHQ0095	Coxa	Brass + Crystal	Clear/Blue /Green AB/SS/CP	32/32mm	1488	Pcs	1
	FHP0096	Keid	Brass + Crystal	Clear/Blue /Green AB/SS/CP/CPSS	96mm	3502	Pcs	1
					128mm	3618	Pcs	1
					160mm	3760	Pcs	1
					192mm	3887	Pcs	1
					256mm	4160	Pcs	1
					320mm	4466	Pcs	1
	FHQ0096	Keid	Brass + Crystal	Clear/Blue /Green AB/SS/CP	32mm	1346	Pcs	1
	FHP0098	Coxa Keid	Brass + Crystal	Clear/Blue/Green/Orange AB/SS/CP	96mm	2104	Pcs	1
					128mm	2956	Pcs	1
					160mm	3517	Pcs	1
	FHQ0098	Coxa Keid	Brass + Crystal	Clear/Blue/Green/Orange AB/SS/CP	24/20mm	577	Pcs	1
					48/40mm	2373	Pcs	1
	FHQ0100	Coxa Keid	Brass + Crystal	Clear/Blue/Green AB/SS/CP	42mm	1581	Pcs	1
	FHP0106	Heze	Brass + Crystal	Clear AB/SS/CP	96mm	5169	Pcs	1
	FHP0106	Heze	Brass + Crystal	Clear AB/SS/CP	128mm	7681	Pcs	1
					160mm	7983	Pcs	1
	FHQ0091	Heze	Brass + Crystal	Clear AB/SS/CP	25/60mm	3468	Pcs	1

AB-Antique Brass | AL/ALU-Aluminium | BG-Bright Gold | BL-Black | BM-Black Antique | BN-Black Nickel | BR-Brown | CM/SC- Satin Chrome | CP-Chrome Polish | POV-Reddish Gold | SA-Silver Antique | SG-Satin Gold | SN-Satin Nickel | SS-Stainless Steel | WH-White **30% Extra for Different Finish unless mentioned | Customized sizes will bear additional time & costs**

Image	Code	Product	Material	Finish	Size	MRP	Unit	Box
	FHP0107	Rose	Brass + Crystal	Clear/Blue/ Green AB/SS/CP/CPSS	128mm	4055	Pcs	1
					160mm	4279	Pcs	1
					192mm	4317	Pcs	1
					256mm	4388	Pcs	1
					288mm	4466	Pcs	1
	FHQ0107	Rose	Brass + Crystal	Clear, Aqua Blue, Green AB/SS/CP	40mm	1712	Pcs	1
					52mm	2994	Pcs	1
					80mm	6279	Pcs	1
	FHP0108	Spade	Brass + Crystal	Clear/Blue/ Green AB/SS/CP/CPSS	96mm	3749	Pcs	1
					128mm	3779	Pcs	1
					160mm	3872	Pcs	1
					192mm	3913	Pcs	1
					256mm	4145	Pcs	1
	FHQ0108	Spade	Brass + Crystal	Clear/Blue/ Green AB/SS/CP	20mm	1340	Pcs	1
					40mm	2693	Pcs	1
	FHP0109	Deneb	Brass + Crystal	Clear/Blue/ Green AB/SS/CP	64mm	2523	Pcs	1
					96mm	2867	Pcs	1
					128mm	3158	Pcs	1
					160mm	3382	Pcs	1
					192mm	3659	Pcs	1
	FHQ0112	Vega Button	Brass + Crystal	Clear/Blue/ Green AB/SS/CP	20mm	3809	Sets	1
					30mm	8118	Sets	1
					40mm	14315	Sets	1
	FHP0113	Coxa	Brass + Crystal	Clear, Blue, Green, Mix AB/SS/CP	96mm	2104	Pcs	1
					128mm	2956	Pcs	1
					160mm	3517	Pcs	1
	FHP0118	Spica X1	Brass + Crystal	Clear/Blue/ Green AB/SS/CP/CPSS	96mm	3992	Pcs	1
					128mm	4025	Pcs	1
					160mm	4063	Pcs	1
					192mm	4156	Pcs	1
					256mm	4171	Pcs	1
					320mm	4279	Pcs	1
	FHQ0118	Spica X1	Brass + Crystal	Clear/Blue/ Green AB/SS/CP	34mm	1701	Pcs	1

AB-Antique Brass | AL/ALU-Aluminium | BG-Bright Gold | BL-Black | BM-Black Antique | BN-Black Nickel | BR-Brown | CM/SC- Satin Chrome | CP-Chrome Polish | POV-Reddish Gold | SA-Silver Antique | SG-Satin Gold | SN-Satin Nickel | SS-Stainless Steel | WH-White **5% Extra for CP finish & 30% Extra for AB, BL, BN, GR | Customized sizes will bear additional time & costs**

Image	Code	Product	Material	Finish	Size(mm)	MRP				Unit	Box
						SS	CP	CP/SS	AB		
	FHP2524	Citron	SS304 Hollow	SS, BN, CP, SS, AB	250mm	650	683		933	Pcs	10
					300mm	813	878		1173	Pcs	10
					450mm	975	1073		1528	Pcs	10
					600mm	1235	1333		1924	Pcs	10
	FHP2528	Kapok 40mm	SS304	SS, CP, AB	67mm	170	164		195	Pcs	10
					97mm	245	222		264	Pcs	10
					147mm	370	341		406	Pcs	10
					197mm	495	444		528	Pcs	10
					247mm	620	546		650	Pcs	10
					297mm	748	665		792	Pcs	10
					347mm	874	768		914	Pcs	10
					397mm	1000	887		1056	Pcs	10
					447mm	1126	990		1178	Pcs	10
					497mm	1252	1109		1320	Pcs	10
					597mm	1504	1331		1584	Pcs	10
797mm	2000	1792		2133	Pcs	10					
897mm	2260	2048		2438	Pcs	10					
997mm	2500	2218		2641	Pcs	10					
1197mm	3000	2730		3250	Pcs	10					
	FHP2546	Linea	SS304	SS	96mm	250	423			Pcs	25
					128mm	325	504			Pcs	20
					192mm	485	592			Pcs	20
					256mm	645	1008			Pcs	10
					320mm	800	1170			Pcs	10
	FHP2553	Line Hammer	SS304	SS	1.5"/40mm	423	455		488	Pcs	20
					4"/96mm	494	559		595	Pcs	20
					6"/128mm	618	715		750	Pcs	20
					8"/192mm	813	943		986	Pcs	15
					10"/256mm	1008	1170		1210	Pcs	10
					12"/320mm	1170	1365		1423	Pcs	10
	FHP2554	Round Hammer	SS304	SS	1.5"/40mm	423	455		488	Pcs	20
					4"/96mm	494	559		595	Pcs	20
					6"/128mm	618	715		750	Pcs	20
					8"/192mm	813	943		986	Pcs	15
					10"/256mm	1008	1170		1210	Pcs	10
					12"/320mm	1170	1365		1423	Pcs	10
	FHP2559	Jamba	SS304	SS	96/16mm	309	371		464	Pcs	15
					160/16mm	523	627		784	Pcs	15
					192/16mm	625	750		938	Pcs	10
					256/16mm	864	1036		1295	Pcs	10
					320/16mm	979	1175		1469	Pcs	10
					600/16mm	2163	2595		3244	Pcs	10
	FHP2562	Seed	SS304	SS, CP+SS	64/10mm	88		104		Pcs	50
					96/10mm	130		146		Pcs	50
					128/8mm	135		160		Pcs	50
					128/10mm	176		195		Pcs	50
					160/10mm	244		260		Pcs	50
					192/10mm	263		293		Pcs	50
					256/10mm	295		322		Pcs	30
320/10mm	315		349		Pcs	30					

AB-Antique Brass | AL/ALU-Aluminium | BG-Bright Gold | BL-Black | BM-Black Antique | BN-Black Nickel | BR-Brown | CM/SC- Satin Chrome | CP-Chrome Polish | POV-Reddish Gold | SA-Silver Antique | SG-Satin Gold | SN-Satin Nickel | SS-Stainless Steel | WH-White **5% Extra for CP finish & 30% Extra for AB, BL, BN, GR | Customized sizes will bear additional time & costs**

Image	Code	Product	Material	Finish	Size(mm)	MRP				Unit	Box
						SS	CP	CP/SS	AB		
 +	FHP2563	Hutch	SS304	SS, CP+SS	64/12mm	169		182		Pcs	30
					96/12mm	254		273		Pcs	30
					128/12mm	315		341		Pcs	30
					160/12mm	380		410		Pcs	30
					192/12mm	442		478		Pcs	30
					256/12mm	549		592		Pcs	30
					320/12mm	650		702		Pcs	30
	FHP2564	Neem	SS304	SS	96/10mm	244	260		309	Pcs	25
					128/10mm	325	345		423	Pcs	25
					160/10mm	390	416		504	Pcs	25
					192/10mm	429	462		559	Pcs	25
					256/10mm	637	683		800	Pcs	20
	FHP2568	Scalene	SS304	SS, CP+SS	64/10mm	195		211		Pcs	30
					96/10mm	215		233		Pcs	30
					128/10mm	254		296		Pcs	30
					160/10mm	312		338		Pcs	25
 +	FHP2569	Acute	SS304	SS, CP+SS	96/10mm	117		130		Pcs	30
					128/10mm	156		179		Pcs	30
					160/10mm	218		228		Pcs	25
					192/10mm	234		260		Pcs	20
					256/10mm	306		341		Pcs	20
	FHP2570	Snail	SS304	Left & Right SS, CP+SS	96/12/15mm	780		845		Pcs	30
	FHP2571	Zag	SS304	SS, CP+SS	96/10mm	140		169		Pcs	30
					128/10mm	192		221		Pcs	30
					256/10mm	358		403		Pcs	15
 +	FHP2572	Musk	SS304	SS	96/8mm	390	423		455	Pcs	25
					128/8mm	488	520		585	Pcs	25
					160/8mm	618	666		731	Pcs	20
					192/8mm	748	806		878	Pcs	15
					256/8mm	1040	1121		1203	Pcs	15
 +	FHP2573	Demore	SS304	SS	64/8mm	88	107			Pcs	50
					96/8mm	117	143			Pcs	30
					128/8mm	159	195			Pcs	30
					160/8mm	205	250			Pcs	30
	FHP2573		SS304	SS, CP+SS	64/10mm	96		108		Pcs	50
					96/10mm	131		156		Pcs	50
					128/10mm	172		210		Pcs	30
					160/10mm	226				Pcs	30
	FHP2574	Snap	SS304	SS, CP+SS	64/12mm	325		364		Pcs	25
					96/12mm	488		546		Pcs	25
					128/15mm	910		988		Pcs	20
					160/15mm	1138		1235		Pcs	15
					192/15mm	1365		1482		Pcs	15

AB-Antique Brass | AL/ALU-Aluminium | BG-Bright Gold | BL-Black | BM-Black Antique | BN-Black Nickel | BR-Brown | CM/SC- Satin Chrome | CP-Chrome Polish | POV-Reddish Gold | SA-Silver Antique | SG-Satin Gold | SN-Satin Nickel | SS-Stainless Steel | WH-White **5% Extra for CP finish & 30% Extra for AB, BL, BN, GR** | Customized sizes will bear additional time & costs

Image	Code	Product	Material	Finish	Size(mm)	MRP				Unit	Box
						SS	CP	CP/SS	AB		
	FHP2575	Spine	SS304	SS	96/10mm	169				Pcs	25
					128/10mm	228				Pcs	20
					192/10mm	332				Pcs	15
					256/10mm	436				Pcs	15
					320/10mm	533				Pcs	12
					96/12mm	218				Pcs	25
					128/12mm	293				Pcs	20
					192/12mm	429				Pcs	15
					256/12mm	592				Pcs	15
					288/12mm	658				Pcs	12
					320/12mm	712				Pcs	12
					1200/12mm	2419				Pcs	10
	FHP2576	Zig	SS304	SS	160/10mm	300				Pcs	20
					192/10mm	416				Pcs	15
					320/10mm	650				Pcs	12
	FHP2577	Louvra	SS304	SS,CP+S	96/19mm	455		488		Pcs	20
					128/19mm	565				Pcs	12
					160/19mm	679		806		Pcs	12
					256/19mm	1043		1079		Pcs	10
					320/19mm	1229				Pcs	10
	FHP2578	Elpee	SS304	SS	25mm	146	156			Pcs	50
					30mm	195	210			Pcs	50
					38mm	244	256			Pcs	35
					50mm	293	311			Pcs	35
					75mm	374	396			Pcs	30
					100mm	488	501			Pcs	25
150mm	731	790			Pcs	25					
	FHP2580	Dew	SS304	SS, CP+SS	96/15mm	260		276		Pcs	25
					128/15mm	319		354		Pcs	25
					160/15mm	410		475		Pcs	25
					192/15mm	530		598		Pcs	20
					256/15mm	663		725		Pcs	20
					288/15mm	745		810		Pcs	20
					320/15mm	826		926		Pcs	20
	FHP2582	Mastic	SS304	SS	96/12mm	205				Pcs	30
					192/12mm	410				Pcs	25
					320/12mm	663				Pcs	15
	FHP2585	Nera	SS304	CP+SS	96/12/8mm			211		Pcs	20
					128/12/8mm			257		Pcs	10
					160/12/8mm			341		Pcs	10
					192/12/8mm			410		Pcs	10
	FHP2590	Texas	SS304	SS, CP	64mm	192				Pcs	20
					128mm	309				Pcs	15
					160mm	377				Pcs	15
					192mm	436				Pcs	10
					256mm	530				Pcs	10

AB-Antique Brass | AL/ALU-Aluminium | BG-Bright Gold | BL-Black | BM-Black Antique | BN-Black Nickel | BR-Brown | CM/SC- Satin Chrome | CP-Chrome Polish | POV-Reddish Gold | SA-Silver Antique | SG-Satin Gold | SN-Satin Nickel | SS-Stainless Steel | WH-White **5% Extra for CP finish & 30% Extra for AB, BL, BN, GR | Customized sizes will bear additional time & costs**

Image	Code	Product	Material	Finish	Size(mm)	MRP				Unit	Box
						SS	CP	CP/SS	AB		
	FHP2595	Cardon	SS304	SS, CP	96/10mm	250				Pcs	20
					128/10mm	390				Pcs	20
					160/10mm	453				Pcs	15
					192/10mm	505				Pcs	10
	FHP2603	Cherry	SS304	SS, CP	96/16/8mm	306				Pcs	25
					128/16/8mm	453				Pcs	25
					160/16/8mm	575				Pcs	20
					192/16/8mm	647				Pcs	15
					256/16/8mm	770				Pcs	10
					320/16/8mm	917				Pcs	10
	FHP2604	Doux	SS304	CP+SS	96/12mm			280		Pcs	20
					160/12mm			507		Pcs	20
					256/12mm			679		Pcs	10
					320/12mm			842		Pcs	10
	FHP2605	Haska	SS304	SS	128/10mm	427				Pcs	25
					160/10mm	469				Pcs	25
					192/10mm	550				Pcs	20
					256/10mm	620				Pcs	10
					320/10mm	695				Pcs	10
	FHP2606	Jelly	SS304	CP+SS	96/12/8mm			387		Pcs	20
					128/12/8mm			462		Pcs	20
					160/12/8mm			507		Pcs	15
					192/12/8mm			595		Pcs	15
					320/12/8mm			806		Pcs	10
	FHP2607	Almond	SS304	SS, CP	96/8mm	328				Pcs	25
					128/8mm	393				Pcs	25
					160/8mm	484				Pcs	25
					256/8mm	640				Pcs	20
					288/8mm	675				Pcs	20
					320/8mm	725				Pcs	20
	FHP2608	Jocote	SS304	SS, CP, AB	96/10mm	202	212		246	Pcs	25
					128/10mm	254	267		310	Pcs	25
					160/10mm	283	297		345	Pcs	20
					192/10mm	374	393		456	Pcs	20
					256/10mm	494	519		603	Pcs	20
					320/10mm	611	642		745	Pcs	20
					352/10mm	659	685		790	Pcs	20
	FHP2610	Betel	SS304	SS, CP	96mm	442				Pcs	25
					128mm	627				Pcs	25
					160mm	800				Pcs	20
					224mm	962				Pcs	20
	FHP2612	Fenced	SS304	SS	96mm	250				Pcs	25
					128mm	280				Pcs	25
					160mm	370				Pcs	20
	FHP2614	Walnut	SS304	SS, CP, AB	4"/96mm	273	293		338	Pcs	25
					6"/128mm	341	374		439	Pcs	25
					8"/160mm	439	481		569	Pcs	20
					10"/192mm	536	585		699	Pcs	20
					12"/256mm	634	699		829	Pcs	20
	FHP2615	Cherry	SS304	SS, CP, AB	4"/96mm	254	273		319	Pcs	40
					6"/128mm	312	332		410	Pcs	30
					8"/142mm	413	439		543	Pcs	30
					10"/195mm	488	536		650	Pcs	25
					12"/258mm	618	683		813	Pcs	20

AB-Antique Brass | AL/ALU-Aluminium | BG-Bright Gold | BL-Black | BM-Black Antique | BN-Black Nickel | BR-Brown | CM/SC- Satin Chrome | CP-Chrome Polish | POV-Reddish Gold | SA-Silver Antique | SG-Satin Gold | SN-Satin Nickel | SS-Stainless Steel | WH-White **5% Extra for CP finish & 30% Extra for AB, BL, BN, GR | Customized sizes will bear additional time & costs**

Image	Code	Product	Material	Finish	Size(mm)	MRP				Unit	Box
						SS	CP	CP/SS	AB		
	FHP3175	Window Handle (Front Screw)	SS202	CP+SS	6"			60		Pcs	10
					8"			120		Pcs	10
	FHP3176	Window Handle (Front Screw)	SS202	SS	6"	60				Pcs	10
	FHQ2866	Saucer	SS304 with PVD Finish	AB GR, RG	32mm	585				Pcs	10
						634				Pcs	10
						423				Pcs	10
				50mm	AB GR, RG	975				Pcs	10
						1105				Pcs	10
						780				Pcs	10
	FHQ2868	Orange	SS304	SS	19mm	106				Pcs	40
					25mm	174				Pcs	40
	FHQ2869	Berry	SS304	SS	19mm	107				Pcs	40
					25mm	165				Pcs	40
					32mm	250				Pcs	40
	FHQ2870	Thumb Round	SS304	SS	15mm	90				Pcs	40
					19mm	104				Pcs	40
					25mm	140				Pcs	20
	FHQ2872	Thumb Square	SS304	SS	19mm	221				Pcs	40
					25mm	260				Pcs	40
	FHQ2875	Pyramid	SS304	SS, CP	19mm	205				Pcs	40
					25mm	254				Pcs	40
	FHQ2877	Bay	SS304	SS+CP	1"/1"			260		Pcs	40
					2"/2"			520		Pcs	40
	FHQ2878	Spine	SS304	SS, CP	A-25mm	220	232		262	Pcs	20
					B-40mm	293	309		349	Pcs	20
	FHQ2893	Cone	SS304	SS	19mm	94				Pcs	40
	FHQ2894	Pillar	SS304	CP+SS	19mm	85				Pcs	40
					25mm	130				Pcs	40

AB-Antique Brass | AL/ALU-Aluminium | BG-Bright Gold | BL-Black | BM-Black Antique | BN-Black Nickel | BR-Brown | CM/SC- Satin Chrome | CP-Chrome Polish | POV-Reddish Gold | SA-Silver Antique | SG-Satin Gold | SN-Satin Nickel | SS-Stainless Steel | WH-White **5% Extra for CP finish & 30% Extra for AB, BL, BN, GR** | Customized sizes will bear additional time & costs

Image	Code	Product	Material	Finish	Size(mm)	MRP				Unit	Box
						SS	CP	CP/SS	AB		
	<b>FHP8921</b>	Angle	SS304	SS	13x80mm	<b>244</b>				Pcs	25
	<b>FHQ8922</b>	Auro	SS304	SS	S-13x50	<b>163</b>				Pcs	20
	<b>FHQ8923</b>	Aura	SS304	SS	S-12x50	<b>195</b>				Pcs	20
	<b>FHP8940</b>	Augusto	SS304	SS, CP	S-13x90	<b>309</b>	<b>330</b>			Pcs	20
					B-15x146	<b>455</b>	<b>481</b>			Pcs	20
	<b>FHP8941</b>	Augasta	SS304	SS, CP	S-12x92	<b>293</b>	<b>335</b>			Pcs	20
					B-13x150	<b>406</b>	<b>444</b>			Pcs	20
	<b>FHP8939</b>	Well I	SS304	AB, SS	1.5"				<b>598</b>	Pcs	25
				CP, GR	1.5"				<b>598</b>	Pcs	25
				RGG	1.5"				<b>731</b>	Pcs	25
				AB, SS	2"				<b>878</b>	Pcs	15
				CP, GR	2"				<b>878</b>	Pcs	15
				RGG	2"				<b>1138</b>	Pcs	15
				AB, SS	3"				<b>2064</b>	Pcs	5
				CP, GR	3"				<b>2064</b>	Pcs	5
				RGG	3"				<b>2633</b>	Pcs	5
				AB, SS	4"				<b>3023</b>	Pcs	5
				CP, GR	4"				<b>3023</b>	Pcs	5
				RGG	4"				<b>4014</b>	Pcs	5
	<b>FHP8949</b>	Well II	SS304	AB, SS	1.5"				<b>598</b>	Pcs	25
				CP, GR	1.5"				<b>598</b>	Pcs	25
				RGG	1.5"				<b>731</b>	Pcs	25
				AB, SS	2"				<b>878</b>	Pcs	15
				CP, GR	2"				<b>878</b>	Pcs	15
				RGG	2"				<b>1138</b>	Pcs	15
				AB, SS	3"				<b>2064</b>	Pcs	5
				CP, GR	3"				<b>2064</b>	Pcs	5
				RGG	3"				<b>2633</b>	Pcs	5
				AB, SS	4"				<b>3023</b>	Pcs	5
				CP, GR	4"				<b>3023</b>	Pcs	5
				RGG	4"				<b>4014</b>	Pcs	5



AB-Antique Brass | AL/ALU-Aluminium | BG-Bright Gold | BL-Black | BM-Black Antique | BN-Black Nickel | BR-Brown | CM/SC- Satin Chrome | CP-Chrome Polish | POV-Reddish Gold | SA-Silver Antique | SG-Satin Gold | SN-Satin Nickel | SS-Stainless Steel | WH-White *30% Extra for Different Finish unless mentioned | Customized sizes will bear additional time & costs*

Image	Code	Product	Material	Finish	Size	MRP	Unit	Box
	FHP2620	Freya	Zinc	AB, SS, CP, CP+SS	96mm	193	Pcs	15
					128mm	259	Pcs	15
					160mm	326	Pcs	10
					224mm	455	Pcs	10
	FHP2621	Hank	Zinc	AB, SS, CP	96mm	151	Pcs	25
					128mm	207	Pcs	15
					160mm	273	Pcs	15
					224mm	459	Pcs	10
					256mm	581	Pcs	10
	FHP2622	Larry	Zinc	AB, SS, CP	96mm	175	Pcs	25
					128mm	245	Pcs	15
					160mm	312	Pcs	15
	FHP2623	Sybil	Zinc	AB, SS, CP	96mm	158	Pcs	25
					128mm	200	Pcs	15
					160mm	235	Pcs	15
	FHP2624	Stubbs	Zinc	AB, SS, CP	96mm	179	Pcs	25
					128mm	238	Pcs	15
					160mm	326	Pcs	15
					224mm	557	Pcs	10
	FHP2625	Tara	Zinc	AB, SS, CP	96mm	179	Pcs	25
					128mm	259	Pcs	15
					160mm	336	Pcs	15
					224mm	581	Pcs	10
	FHP2626	Bob	Zinc	AB, SS, CP	96mm	203	Pcs	35
					128mm	270	Pcs	25
					160mm	312	Pcs	25
					192mm	424	Pcs	25
					224mm	539	Pcs	20
					256mm	648	Pcs	20
					288mm	739	Pcs	20
	FHP2627	Tortoise	Zinc	AB	96mm	140	Pcs	25
					128mm	192	Pcs	20
					160mm	247	Pcs	15
	FHP2628	Enmesh	Zinc	GR, AB+Rustic	32mm	101	Pcs	50
					96mm	150	Pcs	25
					160mm	263	Pcs	15
					224mm	371	Pcs	15
					288mm	507	Pcs	10
	FHP2629	Casper	Zinc	AB, SS, CP	96mm	226	Pcs	30
					128mm	303	Pcs	15
					160mm	384	Pcs	15
					224mm	628	Pcs	15
					288mm	747	Pcs	10
	FHP2630	Dewey	Zinc	AB, SS, CP	64mm	96	Pcs	50
					96mm	137	Pcs	40
					128mm	187	Pcs	30
					160mm	243	Pcs	20
					244mm	366	Pcs	20
					288mm	485	Pcs	15

AB-Antique Brass | AL/ALU-Aluminium | BG-Bright Gold | BL-Black | BM-Black Antique | BN-Black Nickel | BR-Brown | CM/SC- Satin Chrome | CP-Chrome Polish | POV-Reddish Gold | SA-Silver Antique | SG-Satin Gold | SN-Satin Nickel | SS-Stainless Steel | WH-White **30% Extra for Different Finish unless mentioned | Customized sizes will bear additional time & costs**

Image	Code	Product	Material	Finish	Size	MRP	Unit	Box
	FHP2631	Hodge	Zinc	AB, SS, CP	96mm	164	Pcs	40
					128mm	228	Pcs	30
					160mm	298	Pcs	25
					224mm	504	Pcs	20
					288mm	685	Pcs	15
	FHP2633	Towser I	Zinc	AB, SS, CP	96mm	173	Pcs	35
					128mm	234	Pcs	25
					160mm	296	Pcs	25
	FHP2634	Towser II	Zinc	AB, SS, CP	116mm	173	Pcs	30
					148mm	234	Pcs	30
					180mm	296	Pcs	25
	FHP2635	Simon	Zinc	AB, SS, CP	96mm	191	Pcs	35
					128mm	247	Pcs	25
					160mm	293	Pcs	20
					224mm	459	Pcs	15
					320mm	709	Pcs	15
	FHP2636	Nansen	Zinc	AB, CP	96mm	191	Pcs	30
					128mm	228	Pcs	30
					160mm	266	Pcs	20
					224mm	389	Pcs	20
					288mm	481	Pcs	15
	FHP2637	Dodger	Zinc	AB	96mm	173	Pcs	30
					128mm	233	Pcs	25
					160mm	287	Pcs	15
	FHP2638	Norton	Zinc	AB, SS, CP	96mm	170	Pcs	30
					128mm	228	Pcs	25
					160mm	285	Pcs	20
	FHP2640	Taffy	Zinc	AB, SS, CP	96mm	193	Pcs	25
					128mm	266	Pcs	15
					160mm	357	Pcs	15
					224mm	536	Pcs	10
					288mm	812	Pcs	10
	FHP2641	Cyprus	Zinc	AB, SS, CP	96mm	224	Pcs	20
					128mm	319	Pcs	15
					160mm	431	Pcs	15
					224mm	676	Pcs	10
					288mm	854	Pcs	10
	FHP2642	Havana	Zinc	AB, SS, CP	96mm	193	Pcs	25
					128mm	249	Pcs	15
					160mm	319	Pcs	15
					224mm	497	Pcs	10
					288mm	644	Pcs	10
	FHP2643	Korat	Zinc	AB, SS, CP	96mm	191	Pcs	40
					160mm	296	Pcs	20
					224mm	429	Pcs	20
					352mm	771	Pcs	10
					416mm	924	Pcs	10
	FHP2644	Oregon	Zinc	SS, CP	96mm	219	Pcs	25
					160mm	320	Pcs	25
					224mm	454	Pcs	15
					288mm	593	Pcs	10

AB-Antique Brass | AL/ALU-Aluminium | BG-Bright Gold | BL-Black | BM-Black Antique | BN-Black Nickel | BR-Brown | CM/SC- Satin Chrome | CP-Chrome Polish | POV-Reddish Gold | SA-Silver Antique | SG-Satin Gold | SN-Satin Nickel | SS-Stainless Steel | WH-White **30% Extra for Different Finish unless mentioned | Customized sizes will bear additional time & costs**

Image	Code	Product	Material	Finish	Size	MRP	Unit	Box
	FHP2646	Mist	Zinc	AB, SS, CP	96mm	211	Pcs	30
					128mm	309	Pcs	20
					160mm	475	Pcs	15
					256mm	869	Pcs	15
	FHP2647	Curi	Zinc	AB, SS, CP	96mm	219	Pcs	25
					128mm	308	Pcs	20
					160mm	447	Pcs	20
					288mm	755	Pcs	20
	FHP2649	Jibe	Zinc	AB Rustic, GR+AB	45mm	260	Pcs	25
					96mm	345	Pcs	16
					160mm	527	Pcs	8
					224mm	702	Pcs	8
	FHP2650	Bottle	Zinc	AB, SS, CP	96mm	187	Pcs	25
					128mm	264	Pcs	20
					160mm	347	Pcs	15
					224mm	555	Pcs	15
	FHP2651	Tobble	Zinc	AB, SS, CP	288mm	758	Pcs	10
					96mm	187	Pcs	30
					128mm	278	Pcs	20
					160mm	370	Pcs	15
	FHP2653	Maltese	Zinc	AB, SS, CP, SA	224mm	593	Pcs	15
					96mm	250	Pcs	30
					160mm	539	Pcs	15
					256mm	986	Pcs	15
	FHP2654	Beagle	Zinc	AB, CP	96mm	247	Pcs	25
					128mm	312	Pcs	20
					160mm	393	Pcs	15
					224mm	601	Pcs	15
	FHP2656	Flame	Zinc	AB Rustic, RGG, SN, GR	96mm	266	Pcs	20
					160mm	387	Pcs	15
					224mm	481	Pcs	15
	FHP2657	Dane	Zinc	AB	96mm	195	Pcs	30
					160mm	331	Pcs	20
					288mm	643	Pcs	15
	FHP2658	Woolie	Zinc	AB, SS, CP	96mm	191	Pcs	40
					160mm	331	Pcs	20
					224mm	478	Pcs	20
					320mm	728	Pcs	15
	FHP2659	Mastiff	Zinc	AB, SS, CP	96mm	235	Pcs	30
					160mm	382	Pcs	15
					224mm	562	Pcs	15
	FHP2660	Errol	Zinc	AB, SS, CP	96mm	208	Pcs	25
					160mm	352	Pcs	20
					224mm	520	Pcs	20
					288mm	685	Pcs	15

AB-Antique Brass | AL/ALU-Aluminium | BG-Bright Gold | BL-Black | BM-Black Antique | BN-Black Nickel | BR-Brown | CM/SC- Satin Chrome | CP-Chrome Polish | POV-Reddish Gold | SA-Silver Antique | SG-Satin Gold | SN-Satin Nickel | SS-Stainless Steel | WH-White **30% Extra for Different Finish unless mentioned | Customized sizes will bear additional time & costs**

Image	Code	Product	Material	Finish	Size	MRP	Unit	Box
	FHP2662	Ruth	Zinc	SS, CP	64mm	145	Pcs	40
					96mm	208	Pcs	40
					128mm	303	Pcs	30
					160mm	373	Pcs	20
					224mm	478	Pcs	20
					288mm	581	Pcs	20
	FHP2663	Dive	Zinc	SS	64mm	145	Pcs	40
					96mm	208	Pcs	35
					128mm	303	Pcs	25
					160mm	373	Pcs	20
					224mm	478	Pcs	20
					288mm	581	Pcs	15
	FHP2665	Evren	Zinc	SS, CP	96mm	260	Pcs	25
					160mm	420	Pcs	15
					224mm	590	Pcs	15
					288mm	820	Pcs	12
	FHP2664	Tatar	Zinc	AB, SS, CP	96mm	215	Pcs	25
					160mm	386	Pcs	20
					224mm	730	Pcs	15
					320mm	1216	Pcs	10
	FHP2666	Terry	Zinc	AB, SS, CP	96mm	208	Pcs	30
					160mm	401	Pcs	15
					224mm	613	Pcs	15
	FHP2667	Creeper	Zinc	AB, SS, CP	288mm	747	Pcs	12
					96mm	186	Pcs	20
					160mm	333	Pcs	20
	FHP2668	Otto	Zinc	AB, SS, CP	224mm	424	Pcs	15
					64mm	116	Pcs	50
					96mm	162	Pcs	40
	FHP2669	Vera	Zinc	AB, SS, CP	128mm	216	Pcs	30
					160mm	277	Pcs	25
					96mm	162	Pcs	40
					160mm	277	Pcs	25
	FHP2672	Burt	Zinc	AB, SS	224mm	412	Pcs	20
					288mm	578	Pcs	20
					96mm	170	Pcs	25
	FHP2673	Wibe	Zinc	SS, CP, AB, BN	160mm	289	Pcs	25
					224mm	424	Pcs	20
					288mm	578	Pcs	20
	FHP2674	Sque	Zinc	AB	96mm	188	Pcs	25
					160mm	294	Pcs	25
					224mm	415	Pcs	20
					288mm	547	Pcs	20
	FHP2676	Limous	Zinc	BN, SN, CP, AB	45mm	191	Pcs	25
					96mm	285	Pcs	25
					160mm	434	Pcs	25
					224mm	647	Pcs	20
	FHP2676	Limous	Zinc	BN, SN, CP, AB	288mm	772	Pcs	20
					96mm	185	Pcs	25
					160mm	324	Pcs	25
	FHP2676	Limous	Zinc	BN, SN, CP, AB	224mm	470	Pcs	20
					288mm	589	Pcs	20

AB-Antique Brass | AL/ALU-Aluminium | BG-Bright Gold | BL-Black | BM-Black Antique | BN-Black Nickel | BR-Brown | CM/SC- Satin Chrome | CP-Chrome Polish | POV-Reddish Gold | SA-Silver Antique | SG-Satin Gold | SN-Satin Nickel | SS-Stainless Steel | WH-White **30% Extra for Different Finish unless mentioned | Customized sizes will bear additional time & costs**

Image	Code	Product	Material	Finish	Size	MRP	Unit	Box
	<b>FHP2677</b>	Zear	Zinc	BN, SN, CP, AB	25mm	<b>128</b>	Pcs	25
					96mm	<b>205</b>	Pcs	25
					160mm	<b>312</b>	Pcs	25
					224mm	<b>404</b>	Pcs	20
					288mm	<b>532</b>	Pcs	20
					448mm	<b>1001</b>	Pcs	10
	<b>FHP2678</b>	Cutoff	Zinc	BN, SN, CP, AB	96mm	<b>239</b>	Pcs	30
					160mm	<b>354</b>	Pcs	20
					224mm	<b>501</b>	Pcs	20
					288mm	<b>647</b>	Pcs	15
	<b>FHP2679</b>	Hoveride	Zinc	AB, BN CP, SN	96mm	<b>147</b>	Pcs	30
					160mm	<b>280</b>	Pcs	20
					224mm	<b>417</b>	Pcs	20
					288mm	<b>574</b>	Pcs	15
	<b>FHP2680</b>	Gloria	Zinc	AB, CP, BN, SN	32mm	<b>147</b>	Pcs	25
					96mm	<b>165</b>	Pcs	30
					160mm	<b>294</b>	Pcs	20
					224mm	<b>406</b>	Pcs	20
					320mm	<b>616</b>	Pcs	15
	<b>FHP2681</b>	Taj	Zinc	AB, CP, BN, SN	32mm	<b>175</b>	Pcs	25
					96mm	<b>231</b>	Pcs	20
					160mm	<b>361</b>	Pcs	15
					224mm	<b>473</b>	Pcs	15
					320mm	<b>658</b>	Pcs	10
	<b>FHP2682</b>	Elie	Zinc	AB, SS, CP	96mm	<b>128</b>	Pcs	30
					128mm	<b>170</b>	Pcs	30
					160mm	<b>212</b>	Pcs	20
					224mm	<b>327</b>	Pcs	20
					288mm	<b>424</b>	Pcs	15
	<b>FHP2683</b>	Paso	Zinc	AB, CP, SS	96mm	<b>231</b>	Pcs	25
					160mm	<b>382</b>	Pcs	15
					224mm	<b>539</b>	Pcs	15
					288mm	<b>732</b>	Pcs	12
	<b>FHP2684</b>	Timor	Zinc	AB, CP, SS	96mm	<b>137</b>	Pcs	25
					160mm	<b>277</b>	Pcs	20
					288mm	<b>539</b>	Pcs	15
	<b>FHP2685</b>	Feral	Zinc	CP, SS	32mm	<b>109</b>	Pcs	30
					96mm	<b>165</b>	Pcs	25
					160mm	<b>263</b>	Pcs	20
					288mm	<b>420</b>	Pcs	20
	<b>FHP2686</b>	Emerald	Zinc	AB, CP, SN	96mm	<b>146</b>	Pcs	30
					160mm	<b>239</b>	Pcs	20
					224mm	<b>350</b>	Pcs	15
					288mm	<b>470</b>	Pcs	15
	<b>FHP2687</b>	Sly	Zinc	BN CP, SN	96mm	<b>175</b>	Pcs	30
					160mm	<b>319</b>	Pcs	20
					224mm	<b>455</b>	Pcs	15
					288mm	<b>585</b>	Pcs	15
	<b>FHP2688</b>	Blazer	Zinc	AB	50mm	<b>165</b>	Pcs	50
					96mm	<b>297</b>	Pcs	30
					160mm	<b>407</b>	Pcs	20
					224mm	<b>566</b>	Pcs	20
					288mm	<b>722</b>	Pcs	20

AB-Antique Brass | AL/ALU-Aluminium | BG-Bright Gold | BL-Black | BM-Black Antique | BN-Black Nickel | BR-Brown | CM/SC- Satin Chrome | CP-Chrome Polish | POV-Reddish Gold | SA-Silver Antique | SG-Satin Gold | SN-Satin Nickel | SS-Stainless Steel | WH-White **30% Extra for Different Finish unless mentioned | Customized sizes will bear additional time & costs**

Image	Code	Product	Material	Finish	Size	MRP	Unit	Box
	FHP2690	Ruddy	Zinc	AB	96mm	307	Pcs	30
					160mm	525	Pcs	20
					224mm	698	Pcs	20
					288mm	910	Pcs	20
	FHP2692	Submarine	Zinc	AB, SS, CP	96mm	177	Pcs	25
					128mm	243	Pcs	15
					160mm	312	Pcs	15
					224mm	462	Pcs	12
	FHP2694	Twine	Zinc	SN, AB, BN, SA	25mm	130	Pcs	40
					96mm	186	Pcs	25
					160mm	298	Pcs	25
					224mm	392	Pcs	15
	FHP2696	Twine II	Zinc	AB	320mm	585	Pcs	10
					96mm	179	Pcs	25
					160mm	273	Pcs	25
					224mm	392	Pcs	15
	FHP2698	Scissor	Zinc	AB, SN, CP, Rose Gold	320mm	571	Pcs	10
					96mm	235	Pcs	25
					160mm	382	Pcs	25
					224mm	574	Pcs	15
	FHP2699	Fedelia	Zinc	AB, BN, CP, SN	288mm	704	Pcs	10
					96mm	178	Pcs	25
					160mm	263	Pcs	25
					224mm	370	Pcs	15
	FHP8179	Kite	Zinc	AB, SS, CP	128mm	372	Pcs	20
				AB, SS, CP	288mm	675	Pcs	20
	FHP8181	Stint	Zinc	SS	96mm	300	Pcs	50
	FHP8182	Curlew	Zinc	SS	160mm	423	Pcs	25
					320mm	762	Pcs	25
	FHP8188	Razor	Zinc	AB	128mm	494	Pcs	25
				CP		456	Pcs	25
				SS		502	Pcs	25
				AB	160mm	540	Pcs	25
				CP		497	Pcs	25
				SS		548	Pcs	25
				AB	192mm	622	Pcs	25
				CP		562	Pcs	25
				SS		633	Pcs	25
				AB	256mm	750	Pcs	25
				CP		672	Pcs	25
				SS		770	Pcs	25
	FHP8233	Twig	Zinc	SS, AB	192mm	524	Pcs	20
					256mm	646	Pcs	20
					320mm	774	Pcs	20
	FHP8234	Banjo	Zinc	AB	256mm	623	Pcs	20
					320mm	736	Pcs	20

AB-Antique Brass | AL/ALU-Aluminium | BG-Bright Gold | BL-Black | BM-Black Antique | BN-Black Nickel | BR-Brown | CM/SC- Satin Chrome | CP-Chrome Polish | POV-Reddish Gold | SA-Silver Antique | SG-Satin Gold | SN-Satin Nickel | SS-Stainless Steel | WH-White **30% Extra for Different Finish unless mentioned | Customized sizes will bear additional time & costs**

Image	Code	Product	Material	Finish	Size	MRP	Unit	Box
	FHP8235	Syno	Zinc	AB	192mm	554	Pcs	12
					256mm	673	Pcs	10
					320mm	808	Pcs	10
	FHP8196	Round Bowel	Zinc	CP	32mm	409	Pcs	25
				SN		450	Pcs	25
				CP	128mm	928	Pcs	10
				CP	160mm	1020	Pcs	10
				CP	256mm	1512	Pcs	10
	FHP8197	Square Bowel	Zinc	CP	32mm	446	Pcs	25
				SN		478	Pcs	25
				CP	128mm	650	Pcs	15
				SN		740	Pcs	15
				CP	192mm	673	Pcs	25
	FHP8198	Lima	Zinc	SN		757	Pcs	25
				CP	224mm	962	Pcs	25
				SN		1011	Pcs	25
	FHQ8781	Xenon	Zinc	SS	32mm	179	Pcs	50
				CP	64mm	285	Pcs	50
	FHP8232	Ultron	Zinc	SS	96mm	424	Pcs	20
					128mm	477	Pcs	20
	FHQ8649	Dace II	Zinc	BN, SN, BL	32mm	150	Pcs	50
					50mm	270	Pcs	50
	FHQ8623	Dace	Zinc	SS, AB, CP	Small	90	Pcs	50
				SS, AB, CP	Big	144	Pcs	50
	FHP8003	Tench	Zinc	AB	64mm	77	Pcs	50
	FHP8012	Malabar	Zinc	PG	96mm	115	Pcs	50
				PC		115	Pcs	50
	FHP8014	Emaze	Zinc	PO	96mm	115	Pcs	50
				PG		115	Pcs	50
	FHP8015	Tire	Zinc	PC	96mm	115	Pcs	50
				PO		115	Pcs	50
	FHP8016	Sterlet	Zinc	PG	96mm	115	Pcs	50
				PO		115	Pcs	50
				PC		115	Pcs	50
	FHP8017	Canopy	Zinc	PN	96mm	115	Pcs	50
				PO		115	Pcs	50
				PC		115	Pcs	50
				PG		115	Pcs	50

AB-Antique Brass | AL/ALU-Aluminium | BG-Bright Gold | BL-Black | BM-Black Antique | BN-Black Nickel | BR-Brown | CM/SC- Satin Chrome | CP-Chrome Polish | POV-Reddish Gold | SA-Silver Antique | SG-Satin Gold | SN-Satin Nickel | SS-Stainless Steel | WH-White **30% Extra for Different Finish unless mentioned | Customized sizes will bear additional time & costs**

Image	Code	Product	Material	Finish	Size	MRP	Unit	Box
	FHP8018	Trunk	Zinc	SS left/right	128mm	197	Pcs	25
	FHP8020	Chalk	Zinc	AB	64mm	77	Pcs	50
					96mm	115	Pcs	50
	FHP8023	Blenny	Zinc	PN	96mm	115	Pcs	50
	FHP8024	Blenny II	Zinc	CP/BRN	128mm	154	PCS	50
	FHP8027	Phone	Zinc	SN	51mm	78	Pcs	60
				AB		78	Pcs	60
	FHP8033	Navy	Zinc	SS	96mm	115	Pcs	50
					128mm	154	Pcs	25
	FHP8034	Submarine	Zinc	SS	64mm	115	Pcs	50
	FHP8035	Striped	Zinc	BN	64mm	67	Pcs	50
	FHP8037	Puffer	Zinc	RAB	96mm	67	Pcs	50
	FHP8042	Tomato	Zinc	CP/SN	64mm	67	Pcs	25
				PO/MG	128mm	134	Pcs	25
	FHP8045	Fiji	Zinc	PO/PG CP/PN	64mm	86	Pcs	50
				CP/PN	128mm	156	Pcs	25
	FHP8050	Damsel	Zinc	GP/MG	64mm	72	Pcs	40
				PC/SN		72	Pcs	40
				SS/NP	96mm	86	Pcs	30
				PC/SN		86	Pcs	30
				SS/NP	128mm	101	Pcs	30
				CP/BRN		101	Pcs	30
	FHP8088	Tassle	Zinc	NP/SN	64mm	72	Pcs	50
	FHP8090	Citron	Zinc	G SS	64mm	72	Pcs	50
					96mm	86	Pcs	50
					128mm	101	Pcs	40
	FHP8091	Striped II	Zinc	G SS	64mm	72	Pcs	50
					96mm	86	Pcs	50
					128mm	101	Pcs	50
	FHP8177	Yasha	Zinc	AB	64mm	192	Pcs	30
				SN		155	Pcs	30
				AB	96mm	216	Pcs	25
				SN		169	Pcs	25





New Additions

Limited Edition



As per Order

Best Sellers



AB-Antique Brass | AL/ALU-Aluminium | BG-Bright Gold | BL-Black | BM-Black Antique | BN-Black Nickel | BR-Brown | CM/SC- Satin Chrome | CP-Chrome Polish | POV-Reddish Gold | SA-Silver Antique | SG-Satin Gold | SN-Satin Nickel | SS-Stainless Steel | WH-White **30% Extra for Different Finish unless mentioned | Customized sizes will bear additional time & costs**

Image	Code	Product	Material	Finish	Size	MRP	Unit	Box
	FHP8205	Lyre	Zinc	SS, CP, AB	96mm	156	Pcs	50
					128mm	168	Pcs	50
					160mm	180	Pcs	50
	FHP8206	Lyre II	Zinc	SS, CP, AB	96mm	168	Pcs	50
					128mm	180	Pcs	50
	FHL1009	Decoy	Zinc	030 AB	(B) 96mm	234	Pcs	25
				030 AB	(C) 64mm	173	Pcs	25
	FHL1016	Popeye	Zinc	030 AB	(B) 96mm	196	Pcs	25
				POV		196	Pcs	25
				030 AB	(C) 64mm	156	Pcs	25
				POV		156	Pcs	25
	FHL1018	Joker	Zinc	042 SS	(B) 96mm	280	Pcs	25
				042 SS	(C) 64mm	234	Pcs	25
	FHL1021	Strap	Zinc	030 AB	(B) 96mm	256	Pcs	25
				030 AB	(C) 64mm	234	Pcs	25
	FHL1029	Kole	Zinc	024043BG+BN	(B) 96mm	173	Pcs	25
				030 AB		173	Pcs	25
				POV		173	Pcs	25
				024001 CI+BL+BG	(C) 64mm	451	Pcs	25
				030 AB		144	Pcs	25
				024301 CI+BG		677	Pcs	25
				POV		144	Pcs	25



New Additions

Limited Edition



As per Order

Best Sellers



AB-Antique Brass | AL/ALU-Aluminium | BG-Bright Gold | BL-Black | BM-Black Antique | BN-Black Nickel | BR-Brown | CM/SC- Satin Chrome | CP-Chrome Polish | POV-Reddish Gold | SA-Silver Antique | SG-Satin Gold | SN-Satin Nickel | SS-Stainless Steel | WH-White **30% Extra for Different Finish unless mentioned | Customized sizes will bear additional time & costs**

Image	Code	Product	Material	Finish	Size	MRP	Unit	Box
	FHL1035	Tomini	Zinc	030 AB	(A) 128mm	256	Pcs	25
				045 SN		256	Pcs	25
				030 AB	(C) 64mm	156	Pcs	25
				045 SN		156	Pcs	25
	FHL1037	Bursa	Zinc	011 CM	(A) 128mm	338	Pcs	25
				011 CM	(C) 64mm	188	Pcs	25
	FHL1318	Cuff	Zinc	030 AB	(D) 32mm	72	Pcs	25
				042 SS		72	Pcs	25
				043 BN		72	Pcs	25
	FHL1341	Titan	Zinc	042098 SS+BR	(B) 96mm	120	Pcs	25
					(C) 64mm	86	Pcs	25
	FHL1342	Inque	Zinc	042 SS	(C) 64mm	98	Pcs	25
					(D) 32mm	84	Pcs	25
	FHL1348	Telephone	Zinc	042 SS	(A) 128mm	235	Pcs	25
					(B) 96mm	221	Pcs	25
	FHL1351	Ozone	Zinc	030 AB	(B) 96mm	173	Pcs	25
						042 SS	173	Pcs
	FHL1358	Cola	Zinc	030 AB	(A) 128mm	192	Pcs	25
					(B) 96mm	173	Pcs	25
					(C) 64mm	144	Pcs	25
	FHL1361	Pozol	Zinc	042 SS	(A) 128mm	192	Pcs	25
	FHL1029 W/o crystal	Dero	Zinc	042 SS	(A) 128mm	192	Pcs	25
	FHL1362	Taza	Zinc	010012	(B) 96mm	115	Pcs	25
				024046 BG+SL		115	Pcs	25
				024080 BG+BR		115	Pcs	25
				024098 BG+BR	115	Pcs	25	
				024027 BG+SG	(C) 64mm	101	Pcs	25
				024040 BG+SN		101	Pcs	25
				024080 BG+BR		101	Pcs	25
				024098 BG+BR		101	Pcs	25
	FHL1366	Atole	Zinc	030 AB	(B) 96mm	144	Pcs	25
					(C) 64mm	134	Pcs	25
	FHL1368	Herbal	Zinc	012 CM	(A) 128mm	173	Pcs	25
				030 AB		173	Pcs	25
				042 SS		173	Pcs	25
				012 CM	(B) 96mm	144	Pcs	25
				030 AB		144	Pcs	25
				042 SS		144	Pcs	25
				012 CM		134	Pcs	25
				030 AB	(C) 64mm	134	Pcs	25
042 SS	134	Pcs	25					

AB-Antique Brass | AL/ALU-Aluminium | BG-Bright Gold | BL-Black | BM-Black Antique | BN-Black Nickel | BR-Brown | CM/SC- Satin Chrome | CP-Chrome Polish | POV-Reddish Gold | SA-Silver Antique | SG-Satin Gold | SN-Satin Nickel | SS-Stainless Steel | WH-White **30% Extra for Different Finish unless mentioned | Customized sizes will bear additional time & costs**

Image	Code	Product	Material	Finish	Size	MRP	Unit	Box
	FHL1383	Toddy	Zinc	030 AB	160mm	262	Pcs	25
				042 SS		262	Pcs	25
				030 AB	(A) 128mm	192	Pcs	25
				042 SS		192	Pcs	25
	FHL1398	Malt	Zinc	030 AB	160mm	408	Pcs	25
				042 SS	(B) 96mm	288	Pcs	25
	FHL0377	Bonnet	Zinc	01 BG	64mm	140	Pcs	25
	FHL0378			96mm	184	Pcs	25	
	FHL0380	Clown II	Zinc	01 BG	32mm	98	Pcs	25
	FHL0380			06 SS		98	Pcs	25
	FHL0381		Zinc	01 BG	64mm	124	Pcs	25
	FHL0382			96mm	151	Pcs	25	
	FHL2224	Sake	Zinc	01 BG	96mm	95	Pcs	25
	FHL2226			128mm	06 SS	167	Pcs	25
					167	Pcs	25	
	FHL2325	Dent	Zinc	01 BG	128mm	180	Pcs	25
				06 SS		180	Pcs	25
	FHL8932	Gose	Zinc	14 BG	(A) 128mm	275	Pcs	25
				30 SS		170	Pcs	25
				14 BG	(B) 96mm	222	Pcs	25
	FHL8941	Blenny III	Zinc	14 BG	(A) 128mm	262	Pcs	25
				30 SS		170	Pcs	25
				14 BG	(B) 96mm	216	Pcs	25
				10 AB		170	Pcs	25
	FHL8942	Blenny IV	Zinc	2036CopperBL	(A) 128mm	180	Pcs	25
				30 SS		196	Pcs	25
				10 AB	(B) 96mm	144	Pcs	25
				2036CopperBL		144	Pcs	25
	FHL8947	Kremlin	Zinc	14 BG	(B) 96mm	118	Pcs	25
	FHL8954	Blenny V	Zinc	14 BG	(A) 128mm	262	Pcs	25
				14 BG	(B) 96mm	216	Pcs	25
				30 SS		137	Pcs	25
	FHL8963	Blenny VI	Zinc	30 SS	(B) 96mm	82	Pcs	25
				30 SS	(A) 128mm	108	Pcs	25
				30 SS	160mm	144	Pcs	25
				14 BG		126	Pcs	25
	FHL8964	Vesper	Zinc	2036Cop+BL	(A) 128mm	126	Pcs	25
				30 SS		126	Pcs	25
				14 BG	(B) 96mm	108	Pcs	25
				30 SS		108	Pcs	25
	FHL8965	Blenny VII	Zinc	14 BG	(A) 128mm	126	Pcs	25
				30 SS		126	Pcs	25
				14 BG	(B) 96mm	108	Pcs	25
				30 SS		108	Pcs	25
				14 BG	(C) 64mm	90	Pcs	25
				30 SS		90	Pcs	25
	FHL8979	Cola II	Zinc	14 BG	(B) 96mm	101	Pcs	25
				30 SS		72	Pcs	25










AB-Antique Brass | AL/ALU-Aluminium | BG-Bright Gold | BL-Black | BM-Black Antique | BN-Black Nickel | BR-Brown | CM/SC- Satin Chrome | CP-Chrome Polish | POV-Reddish Gold | SA-Silver Antique | SG-Satin Gold | SN-Satin Nickel | SS-Stainless Steel | WH-White **30% Extra for Different Finish unless mentioned | Customized sizes will bear additional time & costs**

Image	Code	Product	Material	Finish	Size	MRP	Unit	Box
	FHL91262	Rogue II	Zinc	14 BG	(C) 64mm	88	Pcs	25
	FHL91300	Panama	Zinc	14 BG	(B) 96mm	118	Pcs	25
				30 SS		82	Pcs	25
	FHLA235	Scora	Zinc	AB	(A) 128mm	294	Pcs	15
				SS		294	Pcs	15
				BG		294	Pcs	15
				AB	(B) 96mm	278	Pcs	20
				SS		278	Pcs	20
				BG		278	Pcs	20
	FHLA236	Gimlet	Zinc	AB	(C) 64mm	294	Pcs	20
				BG		294	Pcs	20
	FHLA237	Sword	Zinc	AB	(A) 128mm	294	Pcs	15
				BG		294	Pcs	15
				SS		294	Pcs	15
				BG	(B) 96mm	271	Pcs	15
				AB		271	Pcs	15
	FHLA244	Flap	Zinc	BG	(C) 64mm	203	Pcs	20
	FHLA245	Nixon	Zinc	SS	(B) 96mm	262	Pcs	20
	FHLA246	Perro	Zinc	BG	(A) 128mm	269	Pcs	20
				BG	(B) 96mm	246	Pcs	20
	FHL0723	Negus	Zinc	WH BG	AB (55mm)	120	Pcs	50
				WH BG		120	Pcs	50
				BL BG		120	Pcs	50
	FHL1663	Post	zinc	PB21 ALU	160mm	276	Pcs	20
	FHL1599	Bishop	Zinc	PB21 ALU	53mm	95	Pcs	25
	FHP8913	Fizz	Zinc	SS+CP	(A) 64mm	279	Pcs	40
					(B) 32mm	225	Pcs	40
	FHP8904	Rickey	Zinc	SS	96mm	216	Pcs	30
	FHL2382	Shrub	Zinc	030 AB	(B) 96mm	454	Pcs	25
				042 SS		454	Pcs	25

AB-Antique Brass | AL/ALU-Aluminium | BG-Bright Gold | BL-Black | BM-Black Antique | BN-Black Nickel | BR-Brown | CM/SC- Satin Chrome | CP-Chrome Polish | POV-Reddish Gold | SA-Silver Antique | SG-Satin Gold | SN-Satin Nickel | SS-Stainless Steel | WH-White **30% Extra for Different Finish unless mentioned | Customized sizes will bear additional time & costs**

Image	Code	Product	Material	Finish	Size	MRP	Unit	Box
	FHQ8513	Farnell	Zinc	PC, PO	40mm	85	Pcs	50
	FHQ8523	Stinger	Zinc	SS	30mm	96	Pcs	50
	FHQ8524	Jazmin	Zinc	GP+MG	L-27mm	120	Pcs	50
				GP+MG, CP+PN	S-22mm	84	Pcs	50
	FHQ8526	Tamango	Zinc	CP+BN GP+BN GP+SB	22mm	108	Pcs	50
	FHLB256	Buca	Zinc	BG	(B) 30mm	131	Pcs	20
				AB		131	Pcs	20
				BG	(C) 25mm	115	Pcs	20
	FHQ8593	Avion	Zinc	SS CP	25mm	120	Pcs	50
				AB	40mm	161	Pcs	50
	FHQ8594	Corzo	Zinc	SS CP AB	32mm	120	Pcs	50
	FHQ8595	Jefe	Zinc	SS CP AB	32mm	120	Pcs	60
	FHQ8596	Cava	Zinc	SS CP AB	32mm	120	Pcs	60
	FHL0607		Zinc	012051CM+BL	(B) 30mm	151	Pcs	50
				042 SS		151	Pcs	50
				060069WH+B		151	Pcs	50
				010012	(C) 25mm	120	Pcs	50
				012051 CM+BL		120	Pcs	50
				030030 AB		120	Pcs	50
042 SS	120	Pcs	50					
	FHL0632	Navy	Zinc	030 AB	(B) 30mm	161	Pcs	50
				042 SS		161	Pcs	50
	FHL0633	Trese	Zinc	030 AB	(F) 25mm	204	Pcs	50
				042 SS		204	Pcs	50
	FHL0634	Sol	Zinc	016 BL	(F) 32mm	200	Pcs	50
				030 AB		200	Pcs	50
				042 SS		200	Pcs	50

AB-Antique Brass | AL/ALU-Aluminium | BG-Bright Gold | BL-Black | BM-Black Antique | BN-Black Nickel | BR-Brown | CM/SC- Satin Chrome | CP-Chrome Polish | POV-Reddish Gold | SA-Silver Antique | SG-Satin Gold | SN-Satin Nickel | SS-Stainless Steel | WH-White **30% Extra for Different Finish unless mentioned | Customized sizes will bear additional time & costs**

Image	Code	Product	Material	Finish	Size	MRP	Unit	Box
	<b>FHL0813</b>	Lopez	Zinc	042 SS	(A) 40mm	<b>151</b>	Pcs	50
				030 AB	(C) 25mm	<b>98</b>	Pcs	50
	<b>FHL0814</b>	Wabo	Zinc	042090 SS+Pearl WH	(B) 30mm	<b>107</b>	Pcs	50
				042098 SS+BR		<b>107</b>	Pcs	50
				042090 SS+Pearl WH	(C) 25mm	<b>120</b>	Pcs	50
				042098 SS+BR		<b>120</b>	Pcs	50
	<b>FHL0815</b>	Arette	Zinc	024070 BG+Ivory	(B) 30mm	<b>144</b>	Pcs	50
				030 AB		<b>144</b>	Pcs	50
				POV		<b>144</b>	Pcs	50
	<b>FHL0817</b>	Cruz	Zinc	POV	(A) 40mm	<b>263</b>	Pcs	50
				030 AB	(B) 30mm	<b>144</b>	Pcs	50
				POV		<b>144</b>	Pcs	50
	<b>FHL0824</b>	Caza	Zinc	024098 BG+BR	(B) 30mm	<b>115</b>	Pcs	50
				030 AB		<b>115</b>	Pcs	50
				042 SS		<b>115</b>	Pcs	50
				024090 BG+WH	(C) 25mm	<b>101</b>	Pcs	50
				024094BG+Pink		<b>101</b>	Pcs	50
				024098 BG+BR		<b>101</b>	Pcs	50
				024P82 BG+IV		<b>101</b>	Pcs	50
				026 Matt BG		<b>101</b>	Pcs	50
				030041AB+SC		<b>101</b>	Pcs	50
				030042AB+SS		<b>101</b>	Pcs	50
				042 SS		<b>101</b>	Pcs	50
				030030 AB		<b>101</b>	Pcs	50
	<b>FHL0825</b>	Deleon	Zinc	POV	(B) 30mm	<b>234</b>	Pcs	50
	<b>FHL0827</b>	Jima	Zinc	030 AB	(B) 30mm	<b>115</b>	Pcs	50
				033 Copper		<b>115</b>	Pcs	50
				051 BL		<b>115</b>	Pcs	50
				SS	(C) 25mm	<b>115</b>	Pcs	50
				012 CM		<b>101</b>	Pcs	50
				027 Satin BG		<b>101</b>	Pcs	50
				030 AB		<b>101</b>	Pcs	50
				32 AB Matt		<b>101</b>	Pcs	50
				051 BL		<b>101</b>	Pcs	50
				SS		<b>101</b>	Pcs	50
	<b>FHL8896</b>	Tesoro	Zinc	14 BG	(B) 32mm	<b>72</b>	Pcs	50
				20 AB		<b>72</b>	Pcs	50
	<b>FHL0942</b>	Cuer	Zinc	ZN4DK32Silver + Multi Colour	64mm	<b>312</b>	Pcs	10

AB-Antique Brass | AL/ALU-Aluminium | BG-Bright Gold | BL-Black | BM-Black Antique | BN-Black Nickel | BR-Brown | CM/SC- Satin Chrome | CP-Chrome Polish | POV-Reddish Gold | SA-Silver Antique | SG-Satin Gold | SN-Satin Nickel | SS-Stainless Steel | WH-White **30% Extra for Different Finish unless mentioned | Customized sizes will bear additional time & costs**

Image	Code	Product	Material	Finish	Size	MRP	Unit	Box
	<b>FHQ8901</b>	Well III	Zinc	AB	40mm	<b>60</b>	Pcs	25
	<b>FHP8902</b>	Patron II	Zinc	AB	107mm	<b>131</b>	Pcs	25
	<b>FHP8903</b>	Augusto II	Zinc	AB	110mm	<b>82</b>	Pcs	25
	<b>FHQ8906</b>	Josee II	Zinc	SS	67mm	<b>167</b>	Pcs	25
	<b>FHQ8909</b>	Josee IV	Zinc	SS	48mm	<b>82</b>	Pcs	25
	<b>FHQ8910</b>	Josee III	Zinc	AB	50mm	<b>130</b>	Pcs	25
	<b>FHQ8907</b>	Josee	Zinc	SS	L-10x90mm	<b>269</b>	Pcs	20
					M-10x66mm	<b>196</b>	Pcs	20
					S-10x42mm	<b>112</b>	Pcs	40
	<b>FHQ8908</b>	Herra	Zinc	SS	L-13x75mm	<b>277</b>	Pcs	20
					S-10x57mm	<b>188</b>	Pcs	30
	<b>FHP8926</b>	Patron	Zinc	SS, CP	10x70mm	<b>179</b>	Pcs	30
					10x113mm	<b>240</b>	Pcs	30
	<b>FHQ8924</b>	Rio	Zinc	AB, SN, CP	10x40mm	<b>225</b>	Pcs	20
	<b>FHP8946</b>	Bonne	Zinc	SS	96mm	<b>240</b>	Pcs	20
					160mm	<b>364</b>	Pcs	20
					224mm	<b>485</b>	Pcs	40
	<b>FHL0318</b>	Celega	Zinc	012 BG BL	50mm	<b>478</b>	Pcs	15

AB-Antique Brass | AL/ALU-Aluminium | BG-Bright Gold | BL-Black | BM-Black Antique | BN-Black Nickel | BR-Brown | CM/SC- Satin Chrome | CP-Chrome Polish | POV-Reddish Gold | SA-Silver Antique | SG-Satin Gold | SN-Satin Nickel | SS-Stainless Steel | WH-White **30% Extra for Different Finish unless mentioned | Customized sizes will bear additional time & costs**

Image	Code	Product	Material	Finish	Size	MRP	Unit	Box
	FHP2701	Subway Round Edged	AL	SN BL RG	96mm	316	Pcs	15
					160mm	462	Pcs	15
					224mm	605	Pcs	15
					320mm	898	Pcs	10
					480mm	1321	Pcs	6
					600mm	1560	Pcs	6
	FHP2702	Shade Square	AL	SN, BN, BL, RG	96mm	277	Pcs	20
					160mm	420	Pcs	20
					224mm	578	Pcs	20
					320mm	839	Pcs	10
					480mm	1120	Pcs	6
					600mm	1359	Pcs	6
	FHP2703	Stalk	AL	SS, BN, BL, RG	96mm	204	Pcs	20
					160mm	281	Pcs	20
					224mm	393	Pcs	20
					320mm	570	Pcs	10
					480mm	893	Pcs	6
					600mm	1120	Pcs	6
	FHP2705	Ship	AL	SS, BN, BL, RG	96mm	266	Pcs	20
					160mm	366	Pcs	20
					224mm	454	Pcs	20
					288mm	539	Pcs	10
					480mm	944	Pcs	6
					600mm	1140	Pcs	6
	FHP2706	Bench I	AL	SS, BN, BL, RG	96mm	266	Pcs	20
					160mm	366	Pcs	20
					224mm	454	Pcs	20
					288mm	539	Pcs	10
					480mm	944	Pcs	6
					600mm	1140	Pcs	6
	FHP2708	Flyover	AL	SS, BN, BL, RG, WH	96mm	304	Pcs	20
					160mm	426	Pcs	20
					224mm	529	Pcs	20
					288mm	644	Pcs	10
					480mm	958	Pcs	6
					600mm	1166	Pcs	6
	FHP2709	Hexago	ALU	SN, RG, BG, GR	96mm	81	Pcs	25
					160mm	65	Pcs	20
					224mm	65	Pcs	20
					288mm	49	Pcs	15
					352mm	49	Pcs	15
					480mm	33	Pcs	10
					600mm	33	Pcs	10
	FHP2711	Hutch II	AL	AB, BL	96mm	360	Pcs	25
					160mm	452	Pcs	15
					224mm	556	Pcs	10
					288mm	608	Pcs	10



AB-Antique Brass | AL/ALU-Aluminium | BG-Bright Gold | BL-Black | BM-Black Antique | BN-Black Nickel | BR-Brown | CM/SC- Satin Chrome | CP-Chrome Polish | POV-Reddish Gold | SA-Silver Antique | SG-Satin Gold | SN-Satin Nickel | SS-Stainless Steel | WH-White **30% Extra for Different Finish unless mentioned | Customized sizes will bear additional time & costs**

Image	Code	Product	Material	Finish	Size	MRP	Unit	Box
	<b>FHP2712</b>	Hutch III	AL	AB, BL	96mm	<b>412</b>	Pcs	25
					160mm	<b>520</b>	Pcs	15
					224mm	<b>636</b>	Pcs	10
					288mm	<b>864</b>	Pcs	10
	<b>FHP2713</b>	Van	ALU	AB, SN	96mm	<b>114</b>	Pcs	30
					160mm	<b>185</b>	Pcs	20
					224mm	<b>244</b>	Pcs	20
	<b>FHP2720</b>	Wedge I (Available in Back Fixing or Groove Fixing)	ALU	CP, SN, BL, GR, BG, RGG	297mm	<b>312</b>	Pcs	20
					397mm	<b>364</b>	Pcs	20
					447mm	<b>410</b>	Pcs	20
					497mm	<b>455</b>	Pcs	20
					597mm	<b>546</b>	Pcs	20
					797mm	<b>780</b>	Pcs	20
					897mm	<b>878</b>	Pcs	20
	<b>FHP2721</b>	Wedge II (Available in Back Fixing or Groove Fixing)	ALU	CP, SN, BL, GR, BG, RGG	297mm	<b>312</b>	Pcs	20
					397mm	<b>364</b>	Pcs	20
					447mm	<b>410</b>	Pcs	20
					497mm	<b>455</b>	Pcs	20
					597mm	<b>546</b>	Pcs	20
					797mm	<b>780</b>	Pcs	20
					897mm	<b>878</b>	Pcs	20
	<b>FHP2722</b>	Wedge III (Available in Back Fixing or Groove Fixing)	ALU	CP, SN, BL, GR, BG, RGG	297mm	<b>312</b>	Pcs	20
					397mm	<b>364</b>	Pcs	20
					447mm	<b>410</b>	Pcs	20
					497mm	<b>455</b>	Pcs	20
					597mm	<b>546</b>	Pcs	20
					797mm	<b>780</b>	Pcs	20
					897mm	<b>878</b>	Pcs	20
	<b>FHQ8597</b>	Zig	AL	GR, RGM	22mm	<b>68</b>	Pcs	50
	<b>FHP8148</b>	Aech	AL	CP	160mm	<b>443</b>	Pcs	25
					256mm	<b>575</b>	Pcs	20
					320mm	<b>671</b>	Pcs	20
	<b>FHP8149</b>	Saidal	AL	SN	160mm	<b>330</b>	Pcs	25
					192mm	<b>409</b>	Pcs	25
	<b>FHP8150</b>	D Bridge	AL	CP SS	128mm	<b>407</b>	Pcs	25
					160mm	<b>468</b>	Pcs	25
					192mm	<b>539</b>	Pcs	25
					224mm	<b>622</b>	Pcs	25
					256mm	<b>688</b>	Pcs	25
					320mm	<b>825</b>	Pcs	25
	<b>FHP8154</b>	E Bridge	AL	CP SS	160mm	<b>479</b>	Pcs	25
					192mm	<b>539</b>	Pcs	25
					224mm	<b>594</b>	Pcs	25
					256mm	<b>682</b>	Pcs	25
					288mm	<b>737</b>	Pcs	25
					320mm	<b>814</b>	Pcs	25
					384mm	<b>990</b>	Pcs	25
					480mm	<b>1188</b>	Pcs	25

AB-Antique Brass | AL/ALU-Aluminium | BG-Bright Gold | BL-Black | BM-Black Antique | BN-Black Nickel | BR-Brown | CM/SC- Satin Chrome | CP-Chrome Polish | POV-Reddish Gold | SA-Silver Antique | SG-Satin Gold | SN-Satin Nickel | SS-Stainless Steel | WH-White **30% Extra for Different Finish unless mentioned | Customized sizes will bear additional time & costs**

Image	Code	Product	Material	Finish	Size	MRP	Unit	Box
	FHP8155	J Bridge	AL	CP SS	192mm	517	Pcs	25
					320mm	814	Pcs	25
					480mm	1155	Pcs	25
	FHP8156	C Bridge	AL	SS	128mm	495	Pcs	25
					160mm	528	Pcs	25
					320mm	792	Pcs	25
	FHP8157	Cassette I	AL	CP SS	192mm	572	Pcs	25
	FHP8158	Step	AL	CP SS	96mm	341	Pcs	25
					128mm	358	Pcs	25
					160mm	468	Pcs	25
	FHP8160	Plate	AL	CP SS	96mm	384	Pcs	25
					128mm	455	Pcs	25
	FHP8161	Slide	AL	SN	64mm	560	Pcs	25
	FHP8163	Belt	AL	CP+SS	320mm	1045	Pcs	25
	FHP8164	Vacuum	AL	SN	160mm	505	Pcs	25
					192mm	604	Pcs	25
					256mm	710	Pcs	25
					320mm	812	Pcs	25
	FHP8165	Bubble	AL	SN	160mm	515	Pcs	25
					192mm	634	Pcs	25
					256mm	855	Pcs	25
					320mm	967	Pcs	25
	FHP8167	Dumble	AL	SN	160mm	851	Pcs	20
					192mm	894	Pcs	20
					256mm	974	Pcs	20
					320mm	1059	Pcs	20
	FHP8168	Wrist Band	AL	SN	96mm	343	Pcs	25
					128mm	416	Pcs	25

AB-Antique Brass | AL/ALU-Aluminium | BG-Bright Gold | BL-Black | BM-Black Antique | BN-Black Nickel | BR-Brown | CM/SC- Satin Chrome | CP-Chrome Polish | POV-Reddish Gold | SA-Silver Antique | SG-Satin Gold | SN-Satin Nickel | SS-Stainless Steel | WH-White **30% Extra for Different Finish unless mentioned | Customized sizes will bear additional time & costs**

Image	Code	Product	Material	Finish	Size	MRP	Unit	Box
	FHP8171	Egg Square	AL	SN CP	32mm	319	Pcs	25
					64mm	462	Pcs	25
	FHQ8591	Field	AL	SS CP	S 45mm	292	Pcs	50
					L 60mm	440	Pcs	40
	FHL1810	Ovular	AL	PB21 ALU	96/116mm	147	Pcs	10
					64/80mm	133	Pcs	10
	FHP8194	Shade Round	AL	CP CP SN CP SN	160mm	649	Pcs	25
					256mm	1089	Pcs	25
						1210	Pcs	25
					320mm	1265	Pcs	20
						1375	Pcs	20
	FHP8200	Bench II	AL	SS CP	96mm	396	Pcs	40
					128mm	473	Pcs	40
					160mm	539	Pcs	40
					192mm	594	Pcs	40
					224mm	649	Pcs	20
					256mm	715	Pcs	20
					320mm	814	Pcs	20
					600mm	1320	Pcs	10
					900mm	1958	Pcs	10
					1200mm	2585	Pcs	10
	FHP8203	Casette II	AL	CP SS	96mm	264	Pcs	40
					128mm	352	Pcs	40
					160mm	396	Pcs	40
					192mm	462	Pcs	40
					256mm	594	Pcs	20
					320mm	693	Pcs	20
					600mm	1320	Pcs	20
					900mm	1958	Pcs	10
	FHP8063	Burdock	AL+Zinc	RT CP/SS	128mm	284	Pcs	30
					160mm	307	Pcs	30
					192mm	330	Pcs	20
					256mm	383	Pcs	20
	FHP8064	Fennel	AL+Zinc	RT CP/SS	192mm	343	Pcs	20
					256mm	393	Pcs	20
	FHP8070	Kratom	AL+Zinc	SF Frosted+CP	32mm	53	Pcs	50
					96mm	79	Pcs	30







AB-Antique Brass | AL/ALU-Aluminium | BG-Bright Gold | BL-Black | BM-Black Antique | BN-Black Nickel | BR-Brown | CM/SC- Satin Chrome | CP-Chrome Polish | POV-Reddish Gold | SA-Silver Antique | SG-Satin Gold | SN-Satin Nickel | SS-Stainless Steel | WH-White **30% Extra for Different Finish unless mentioned | Customized sizes will bear additional time & costs**

Image	Code	Product	Material	Finish	Size	MRP	Unit	Box
	<b>FHP8073</b>	Nettle I	AL	SC AL	64/75	<b>66</b>	Pcs	50
				SC AL	96/110	<b>79</b>	Pcs	50
				SC AL	160/200	<b>106</b>	Pcs	30
				SC AL	192/250	<b>119</b>	Pcs	30
	<b>FHP8078</b>	Nettle II	AL	SS	64mm	<b>89</b>	Pcs	50
				SS	192mm	<b>248</b>	Pcs	20
				SS	224mm	<b>284</b>	Pcs	20
	<b>FHP8081</b>	Nettle III	AL	Y AL	32mm	<b>76</b>	Pcs	60
				SS	64mm	<b>109</b>	Pcs	60
				SS	160mm	<b>224</b>	Pcs	30
				SS	192mm	<b>264</b>	Pcs	30
	<b>FHP8082</b>	Clover	AL	G SS	96mm	<b>228</b>	Pcs	50
				G SS	128mm	<b>271</b>	Pcs	25
				G SS	160mm	<b>314</b>	Pcs	25
				G SS	192mm	<b>340</b>	Pcs	25
	<b>FHP8084</b>	Yarow	AL	F SS	128mm	<b>92</b>	Pcs	25
					160mm	<b>106</b>	Pcs	25
	<b>FHP8190</b>	Vetivire	AL	SS CP	32mm	<b>190</b>	Pcs	25
					64mm	<b>238</b>	Pcs	25
					96mm	<b>285</b>	Pcs	25
					128mm	<b>330</b>	Pcs	25
					192mm	<b>427</b>	Pcs	25
	<b>FHP8192</b>	Neem	AL	SN	128mm	<b>220</b>	Pcs	40
					160mm	<b>275</b>	Pcs	30
					192mm	<b>330</b>	Pcs	30
					224mm	<b>385</b>	Pcs	30
					256mm	<b>440</b>	Pcs	30
					288mm	<b>495</b>	Pcs	30
					320mm	<b>550</b>	Pcs	30
	<b>FHP8193</b>	Hawton	AL	SN	160mm	<b>440</b>	Pcs	25
					192mm	<b>550</b>	Pcs	25
					224mm	<b>660</b>	Pcs	25
					256mm	<b>770</b>	Pcs	25
					288mm	<b>825</b>	Pcs	25
					320mm	<b>880</b>	Pcs	25
	<b>FHP8927</b>	Asia	AL	SS	192mm	<b>435</b>	Pcs	20
	<b>FHP8094</b>	Angea	AL + Zinc	AL+CP	96mm	<b>132</b>	Pcs	25
				AL+CP	128mm	<b>158</b>	Pcs	25
				AL+CP	160mm	<b>176</b>	Pcs	25

AB-Antique Brass | AL/ALU-Aluminium | BG-Bright Gold | BL-Black | BM-Black Antique | BN-Black Nickel | BR-Brown | CM/SC- Satin Chrome | CP-Chrome Polish | POV-Reddish Gold | SA-Silver Antique | SG-Satin Gold | SN-Satin Nickel | SS-Stainless Steel | WH-White **30% Extra for Different Finish unless mentioned | Customized sizes will bear additional time & costs**

Image	Code	Product	Material	Finish	Size	MRP	Unit	Box
	FHL1522	Carao	AL	ZN2 CM	96mm	177	Pcs	10
					128mm	198	Pcs	10
	FHL1538	Bean	AL	PB21 ALU	128mm	207	Pcs	10
	FHL1559	Anisse	AL	PB21 ALU	160mm	193	Pcs	10
	FHL1562	Wort	AL	PB21 ALU	160mm	196	Pcs	10
	FHL1597	Acura	AL	PB21 ALU	52mm	195	Pcs	25
	FHP8914	Alfio I	AL	AL+CP	96mm	166	Pcs	25
			AL	AL+CP	128mm	190	Pcs	25
	FHP8915	Alfio II	AL	AL+CP	32mm	60	Pcs	25
				AL+CP	64mm	72	Pcs	25
				AL+CP	96mm	86	Pcs	25
				AL+CP	128mm	104	Pcs	25
				AL+CP	160mm	118	Pcs	25
	FHP8916	Alfio III	AL	SS	11x70mm	79	Pcs	40
					11x100mm	92	Pcs	30
					11x133mm	106	Pcs	20
					11x165mm	119	Pcs	20
	FHP8917	Allegra	AL	SS+CP	10x64mm	201	Pcs	40
					10x96mm	238	Pcs	30
					10x128mm	254	Pcs	20
					10x160mm	284	Pcs	20
					10x192mm	317	Pcs	20
					10x224mm	343	Pcs	20
					10x256mm	366	Pcs	20
					10x320mm	459	Pcs	20
	FHP8918	Alma	AL	SS	13x40mm	178	Pcs	40
					13x72mm	201	Pcs	30
					13x114mm	238	Pcs	20
					13x136mm	264	Pcs	20
					13x163mm	290	Pcs	20
					13x200mm	323	Pcs	20
					13x231mm	343	Pcs	20
					13x264mm	366	Pcs	20
13x329mm	459	Pcs	20					

AB-Antique Brass | AL/ALU-Aluminium | BG-Bright Gold | BL-Black | BM-Black Antique | BN-Black Nickel | BR-Brown | CM/SC- Satin Chrome | CP-Chrome Polish | POV-Reddish Gold | SA-Silver Antique | SG-Satin Gold | SN-Satin Nickel | SS-Stainless Steel | WH-White **30% Extra for Different Finish unless mentioned | Customized sizes will bear additional time & costs**

Image	Code	Product	Material	Finish	Size	MRP	Unit	Box
	<b>FHP8919</b>	Amadeo	AL	SS	15x83mm	<b>274</b>	Pcs	30
					15x114mm	<b>304</b>	Pcs	20
					15x144mm	<b>363</b>	Pcs	20
					15x178mm	<b>419</b>	Pcs	20
					15x210mm	<b>472</b>	Pcs	20
					224mm	<b>508</b>	Pcs	20
					256mm	<b>561</b>	Pcs	20
	<b>FHP8928</b>	Augusta (Push Handle)	AL	SS	18x150mm	<b>832</b>	Pcs	10
				CP	18x150mm	<b>964</b>	Pcs	10
	<b>FHP8929</b>	Augusta II (Push Handle)	AL	SS	18x150mm	<b>832</b>	Pcs	10
				CP	18x150mm	<b>964</b>	Pcs	10
	<b>FHQ8930</b>	Armani (Push Handle)	AL	SS	17x64mm	<b>759</b>	Pcs	20
	<b>FHQ8931</b>	Arminio (Push Handle)	AL	SS	17x32mm	<b>581</b>	Pcs	20
	<b>FHP8948</b>	Slotted Sliding Handle	ALU	BL, AB, SS	160mm	<b>516</b>	Pcs	20
					288mm	<b>856</b>	Pcs	20
					416mm	<b>1204</b>	Pcs	20
					512mm	<b>1472</b>	Pcs	20

AB-Antique Brass | AL/ALU-Aluminium | BG-Bright Gold | BL-Black | BM-Black Antique | BN-Black Nickel | BR-Brown | CM/SC- Satin Chrome | CP-Chrome Polish | POV-Reddish Gold | SA/Al-Silver Antique | SG-Satin Gold | SN-Satin Nickel | SS-Stainless Steel WH-White **30% Extra for Different Finish unless mentioned | Customized sizes will bear additional time & costs**

Image	Code	Product	Material	Finish	Size	MRP	Unit	Box
	FHP2652	Elo	Zinc	CP BL/BL, CP BL/WH, CP+BR	96mm	347	Pcs	25
					160mm	519	Pcs	15
					224mm	714	Pcs	15
					288mm	909	Pcs	10
	FHQ8599	Elo	Zinc	CP BL/BL, CP BL/WH, CP+BR	40mm	296	Pcs	50
	FHP2689	Port	Zinc	SN+Black,SN+White	96mm	215	Pcs	30
					160mm	358	Pcs	20
					224mm	526	Pcs	20
					288mm	694	Pcs	20
	FHP2695	Vizioso	Zinc	White Black Brown SS	96mm	240	Pcs	20
					160mm	422	Pcs	20
					224mm	580	Pcs	10
					288mm	801	Pcs	10
	FHQ8626	Gustoso	Zinc	White Black Brown SS	25mm	140	Pcs	25
	FHL0935	Forum	AL	ZN4 CP3 SS+WH	160mm	279	Pcs	10
			AL	ZN4 CP4 SS+Red				
	FHP8051	Granta	Plastic, Zinc alloy	Blue/PN	96mm	66	Pcs	60
	FHP8052	Kirkus	Plastic, Zinc alloy	PN/TW	64mm	66	Pcs	30
				PN/RW	64mm	66	Pcs	30
				PN/TW	96mm	79	Pcs	30
				PO/RW	96mm	79	Pcs	30
				PO/RW	128mm	92	Pcs	25
				PN/RW	128mm	92	Pcs	25
				PN/TW	128mm	92	Pcs	25
				PO/TW	128mm	92	Pcs	25
	FHP8053	Margie	Wood, Zinc alloy	CP/TW	64mm	66	Pcs	30
				PG/RW	96mm	79	Pcs	30
				PG/RW	128mm	90	Pcs	25
				CP/TW	128mm	90	Pcs	25
	FHP8067	Varlik	AL+ Wood	H AL+CP+Venge	64mm	216	Pcs	30
					96mm	252	Pcs	30
					128mm	293	Pcs	30
					160mm	329	Pcs	30
					192mm	366	Pcs	20

AB-Antique Brass | AL/ALU-Aluminium | BG-Bright Gold | BL-Black | BM-Black Antique | BN-Black Nickel | BR-Brown | CM/SC- Satin Chrome | CP-Chrome Polish | POV-Reddish Gold | SA/Al-Silver Antique | SG-Satin Gold | SN-Satin Nickel | SS-Stainless Steel WH-White **30% Extra for Different Finish unless mentioned | Customized sizes will bear additional time & costs**









Image	Code	Product	Material	Finish	Size	MRP	Unit	Box
	<b>FHP8166</b>	Yale	AL + Wood	SN	96mm	<b>626</b>	Pcs	60
					128mm	<b>647</b>	Pcs	60
					160mm	<b>747</b>	Pcs	30
					192mm	<b>972</b>	Pcs	25
	<b>FHL0376G</b>	Okno	Zinc	MT7T7 SS+BL	64mm	<b>36</b>	Pcs	25
				MT7CP4 SS+Red	96mm	<b>41</b>	Pcs	25
	<b>FHL0376 FHP</b>			G7HS7 SS+Teakwood	64mm	<b>36</b>	Pcs	25
				G7HS7 SS+Teakwood	96mm	<b>41</b>	Pcs	25
	<b>FHL0683</b>	Lacam	Zinc+ Plastic	T7ZN4 SS+BL	64mm	<b>76</b>	Pcs	25
					96mm	<b>86</b>	Pcs	25
	<b>FHL0363</b>	Ition	Zinc+ Rubber	MT7T7 SS+BL	64mm	<b>36</b>	Pcs	25
	<b>FHL1367</b>	Grub	Zinc	042080 SS+Wallnut	(A) 128mm	<b>158</b>	Pcs	25
				042083 SS+Teakwood		<b>158</b>	Pcs	25
				042083 SS+Teakwood	(B) 96mm	<b>132</b>	Pcs	25
				042080 SS+Wallnut	(C) 64mm	<b>123</b>	Pcs	25
				042083 SS+Teakwood		<b>123</b>	Pcs	25
					<b>FHL0391</b>	Fugu	Zinc+ Wooden/ Rubber	MT7CP9 SS+BR
MT7T7 SS+BL	<b>37</b>	Pcs	25					
MT7CP9 SS+BR	34mm	<b>55</b>	Pcs					25
MT7T7 SS+BL		<b>55</b>	Pcs					25
	<b>FHL0621</b>	Bayou	Wood+ AL	CP4MT7 SS+Wood	30mm	<b>55</b>	Pcs	25
				T7MT7 SS+BL		<b>46</b>	Pcs	25
	<b>FHL4011</b>	Aroke	Zinc	Wooden + BL	(81) 25mm	<b>66</b>	Pcs	25
	<b>FHL0816</b>	Andro	Zinc	012083 CM+ Teakwood	(B) 30mm	<b>132</b>	Pcs	50
				030083 AB+ Teakwood		<b>132</b>	Pcs	50
				042083 SS+Teakwood		<b>132</b>	Pcs	50
	<b>FHP8069</b>	Boveda	Zinc+ Acrylic	SF Frosted+CP	64mm	<b>66</b>	Pcs	50
					96mm	<b>79</b>	Pcs	50
					128mm	<b>92</b>	Pcs	25



AB-Antique Brass | AL/ALU-Aluminium | BG-Bright Gold | BL-Black | BM-Black Antique | BN-Black Nickel | BR-Brown | CM/SC- Satin Chrome | CP-Chrome Polish | POV-Reddish Gold | SA/Al-Silver Antique | SG-Satin Gold | SN-Satin Nickel | SS-Stainless Steel WH-White **30% Extra** for Different Finish unless mentioned | Customized sizes will bear additional time & costs

Image	Code	Product	Material	Finish	Size	MRP	Unit	Box
	FHP8169	Ceramo	Zinc + Ceramic	AB	96mm	680	Pcs	25
					128mm	740	Pcs	25
	FHQ8578	Ceramo	Zinc/ Ceramic	AB	25mm	329	Pcs	50
	FHP8204	Denim	AL+ Leather	CP+ BR	160mm	869	Pcs	20
					192mm	930	Pcs	20
					224mm	1001	Pcs	20
					256mm	1055	Pcs	20
	FHP8231	White Pearl	Zinc	CP + Pearl	128mm	998	Pcs	20
					192mm	1252	Pcs	20
					256mm	1538	Pcs	20
					320mm	1819	Pcs	20
	FHP8236	Murano	Zinc+ Glass	CP+BL	96mm	542	Pcs	20
					128mm	640	Pcs	20
					160mm	761	Pcs	20
					192mm	876	Pcs	20
	FHL0768	Winder	Zinc	BL BG	35mm	110	Pcs	25
				WH BG		110	Pcs	25
	FHL0786	Dusie	Zinc	BL BG	32mm	110	Pcs	50
				WH BG		110	Pcs	50
	FHL0787	Folio	Zinc	WH BG	32mm	110	Pcs	50
				BL BG		110	Pcs	50
	FHL0794	Gunzo	Zinc	WH BG	32mm	110	Pcs	50
				BL BG		110	Pcs	50
	FHL1360	Gulf	Zinc+ Acrylic	ZN2KGSU2 Blue+Silver	40mm	277	Pcs	10
					113mm	393	Pcs	10
	FHQ8642	Alphabet Bunny	Rubber	WH/Black	96mm	220	Pcs	50
	FHQ8579	Spin	Rubber	Blue/ WH	40mm	99	Pcs	50

AB-Antique Brass | AL/ALU-Aluminium | BG-Bright Gold | BL-Black | BM-Black Antique | BN-Black Nickel | BR-Brown | CM/SC- Satin Chrome | CP-Chrome Polish | POV-Reddish Gold | SA/Al-Silver Antique | SG-Satin Gold | SN-Satin Nickel | SS-Stainless Steel WH-White **30% Extra for Different Finish unless mentioned | Customized sizes will bear additional time & costs**

Image	Code	Product	Material	Finish	Size	MRP	Unit	Box
	FHQ8580	Football	Rubber	BL/WH	40mm	99	Pcs	50
	FHQ8581	Minicar	Rubber	Red/WH	46mm	99	Pcs	50
	FHQ8582	Fish	Rubber	Orange/WH	50mm	99	Pcs	50
	FHQ8584	Flower	Rubber	Violet/Pink	43mm	99	Pcs	50
	FHQ8630	Rugby	Rubber	BR/WH	58mm	99	Pcs	50
	FHQ8631	Basket-B	Rubber	BR	48mm	99	Pcs	50
	FHQ8635	Ship	Rubber	Blue/Red	60mm	99	Pcs	50
	FHQ8636	Skater	Rubber	Blue/Yellow/Grey	78mm	99	Pcs	50

AB-Antique Brass | AL/ALU-Aluminium | BG-Bright Gold | BL-Black | BM-Black Antique | BN-Black Nickel | BR-Brown | CM/SC- Satin Chrome | CP-Chrome Polish | POV-Reddish Gold | SA/Al-Silver Antique | SG-Satin Gold | SN-Satin Nickel | SS-Stainless Steel WH-White **30% Extra for Different Finish unless mentioned | Customized sizes will bear additional time & costs**

Image	Code	Product	Material	Finish	Size	MRP	Unit	Box
	FHQ8637	Penguin	Rubber	Red/Black/ Yellow	45mm	99	Pcs	50
	FHQ8639	Giraffe	Rubber	Red/Black/ Yellow	41mm	99	Pcs	50
	FHQ8640	Dalma	Rubber	WH/Black	45mm	99	Pcs	50
	FHQ8641	Bunny	Rubber	WH/Black	48mm	99	Pcs	50
	FHQ8644	Parrot	Rubber	Green/Black	45mm	196	Pcs	50
	FHQ8645	Santa	Rubber	WH/Red	50mm	196	Pcs	50
	FHQ8538	Crab	Zinc	Orange/Yellow	62mm	73	Pcs	50

AB-Antique Brass | AL/ALU-Aluminium | BG-Bright Gold | BL-Black | BM-Black Antique | BN-Black Nickel | BR-Brown | CM/SC- Satin Chrome | CP-Chrome Polish | POV-Reddish Gold | SA/Al-Silver Antique | SG-Satin Gold | SN-Satin Nickel | SS-Stainless Steel WH-White **30% Extra for Different Finish unless mentioned | Customized sizes will bear additional time & costs**

Image	Code	Product	Material	Finish	Size	MRP	Unit	Box
	<b>FHQ8540</b>	Pino	Zinc	Red/Blue	42mm	<b>73</b>	Pcs	50
	<b>FHLH069</b>	Mosquito	Ceramic	PU1FE2 Multi Colour	45mm	<b>173</b>	Pcs	10
	<b>FHL0453</b>	Circus	Ceramic	AD60	29mm	<b>152</b>	Pcs	25
	<b>FHL0479</b>	Cart	Ceramic	AD60	30mm	<b>251</b>	Pcs	25
		Dinosaur	Ceramic	AD61		<b>251</b>	Pcs	25
	<b>FHL0479</b>	Teddy	Ceramic	AD59	45mm	<b>197</b>	Pcs	25
		Dinosaur	Ceramic	AD61		<b>197</b>	Pcs	25
	<b>FHLH056</b>	Feet	Ceramic	63A30 Blue	63mm	<b>152</b>	Pcs	10
	<b>FHLH057</b>	Ear	Ceramic	62A31 Yellow	62mm	<b>152</b>	Pcs	10

AB-Antique Brass | AL/ALU-Aluminium | BG-Bright Gold | BL-Black | BM-Black Antique | BN-Black Nickel | BR-Brown | CM/SC- Satin Chrome | CP-Chrome Polish | POV-Reddish Gold | SA/Al-Silver Antique | SG-Satin Gold | SN-Satin Nickel | SS-Stainless Steel WH-White **30% Extra for Different Finish unless mentioned | Customized sizes will bear additional time & costs**

Image	Code	Product	Material	Finish	Size	MRP	Unit	Box
	<b>FHLSP42</b>	Lips	Ceramic	WH	60mm	<b>163</b>	Pcs	10
	<b>FHLSP43</b>	Bums	Ceramic	WH	55mm	<b>184</b>	Pcs	10
	<b>FHLSP44</b>	Hand	Ceramic	WH	68mm	<b>163</b>	Pcs	10
	<b>FHLSP45</b>	Nose	Ceramic	WH	64mm	<b>163</b>	Pcs	10
	<b>FHLSP46</b>	Upper Body	Ceramic	WH	55mm	<b>180</b>	Pcs	10
	<b>FHLSP47</b>	Fist	Ceramic	WH	64mm	<b>163</b>	Pcs	10
	<b>FHLSP48</b>	Feet	Ceramic	WH	65mm	<b>163</b>	Pcs	10
	<b>FHLSP49</b>	Ear	Ceramic	WH	64mm	<b>163</b>	Pcs	10
	<b>FHLSP50</b>	Breast	Ceramic	WH	62mm	<b>163</b>	Pcs	10
	<b>FHL1372</b>	Lips	Zinc	MS9 SS	60mm	<b>521</b>	Pcs	10

AB-Antique Brass | AL/ALU-Aluminium | BG-Bright Gold | BL-Black | BM-Black Antique | BN-Black Nickel | BR-Brown | CM/SC- Satin Chrome | CP-Chrome Polish | POV-Reddish Gold | SA/Al-Silver Antique | SG-Satin Gold | SN-Satin Nickel | SS-Stainless Steel WH-White **30% Extra for Different Finish unless mentioned | Customized sizes will bear additional time & costs**

Image	Code	Product	Material	Finish	Size	MRP	Unit	Box
	FHL1375	Nose	Zinc	MS29 SA	64mm	560	Pcs	10
				MS9 SS		560	Pcs	10
	FHL1377	Fist	Zinc	MS29 SA	64mm	826	Pcs	10
				MS9 SS		826	Pcs	10
	FHL1378	Feet	Zinc	MS29 SA	65mm	611	Pcs	10
	FHL1379	Ear	Zinc	MS29 SA	64mm	503	Pcs	10
				MS9 SS		503	Pcs	10
	FHL1381	Reptile	Zinc	MS29 SA	106mm	1315	Pcs	10
	FHL1382			MS9 SS		1315	Pcs	10
	FHL1055	Star	Zinc	ZN10 AB	43mm	121	Pcs	10
				ZN24 AC		121	Pcs	10
				ZN28 Tin		121	Pcs	10
	FHL1060	Grape Leaf	Zinc	ZN10 AB	33mm	121	Pcs	25
				ZN24 AC		121	Pcs	25
				ZN28 Tin		121	Pcs	25
	FHQ8530	Hut	Zinc	GP+PG PN (SS) AB	28mm	125	Pcs	30
	FHL1371	Hug	Zinc	MS29 SA	96mm	718	Pcs	10
			Zinc	MS9 SS		718	Pcs	10
	FHQ8532	Goofy	Zinc	SN PG+GP	62mm	353	Pcs	30

AB-Antique Brass | AL/ALU-Aluminium | BG-Bright Gold | BL-Black | BM-Black Antique | BN-Black Nickel | BR-Brown | CM/SC- Satin Chrome | CP-Chrome Polish | POV-Reddish Gold | SA/Al-Silver Antique | SG-Satin Gold | SN-Satin Nickel | SS-Stainless Steel WH-White **30% Extra for Different Finish unless mentioned | Customized sizes will bear additional time & costs**

Image	Code	Product	Material	Finish	Size	MRP	Unit	Box
	FHQ8544	Joker	Zinc	AB Al	46mm	105	Pcs	50
	FHQ8545	Bear	Zinc	AB Al	28mm	105	Pcs	50
	FHQ8546	Dog	Zinc	AB	42mm	105	Pcs	50
	FHQ8547	Poker face	Zinc	AB Al	30mm	105	Pcs	50
	FHQ8548	Robot	Zinc	AB Al	30mm	105	Pcs	50
	FHQ8549	Alien	Zinc	AB Al	30mm	105	Pcs	50
	FHQ8550	Bus	Zinc	AB Al	30mm	105	Pcs	50
	FHQ8551	Aeroplane	Zinc	AB Al	33mm	105	Pcs	50

AB-Antique Brass | AL/ALU-Aluminium | BG-Bright Gold | BL-Black | BM-Black Antique | BN-Black Nickel | BR-Brown | CM/SC- Satin Chrome  
| CP-Chrome Polish | POV-Reddish Gold | SA-Silver Antique | SG-Satin Gold | SN-Satin Nickel | SS-Stainless Steel | WH-White **30% Extra for  
Different Finish unless mentioned | Customized sizes will bear additional time & costs**

Image	Code	Product	Material	Finish	Size	MRP	Unit	Box
	<b>FHP0001</b>	Jade	Brass	CP+SS BG+SG	64mm	<b>290</b>	Pcs	25
					96mm	<b>308</b>	Pcs	15
					128mm	<b>343</b>	Pcs	15
					160mm	<b>375</b>	Pcs	15
					192mm	<b>432</b>	Pcs	15
					256mm	<b>494</b>	Pcs	10
	<b>FHP0003</b>	Magna	Brass	BG+SG, CP+SS CP+Silver	64mm	<b>262</b>	Pcs	25
					96mm	<b>287</b>	Pcs	15
	<b>FHP0005</b>	Bender	Brass	CP+SS BG+SG	96mm	<b>388</b>	Pcs	20
					128mm	<b>425</b>	Pcs	20
					160mm	<b>614</b>	Pcs	10
	<b>FHP0016</b>	Jade II	Brass	CP+SS BG+SG	64mm	<b>319</b>	Pcs	25
					96mm	<b>334</b>	Pcs	15
					128mm	<b>372</b>	Pcs	15
	<b>FHP8174</b>	Tarot	Brass	AB, CP, SS	4"/100mm	<b>179</b>	Pcs	20
					6"/150mm	<b>286</b>	Pcs	20
	<b>FHP8175</b>	Othello	Brass	AB, CP, SS	4"/105mm	<b>208</b>	Pcs	12
					6"/157mm	<b>322</b>	Pcs	15
	<b>FHP8176</b>	Goose	Brass	AB, CP, SS	4"/103mm	<b>208</b>	Pcs	25
					6"/148mm	<b>315</b>	Pcs	12
	<b>FHP2481</b>	Slab	Brass	AB	38mm 1.5"	<b>804</b>	Pcs	25
					64mm 4"	<b>858</b>	Pcs	12
					128mm 8"	<b>1716</b>	Pcs	12
	<b>FHP2482</b>	Waves	Brass	AB	38mm 1.5"	<b>804</b>	Pcs	25
					64mm 4"	<b>858</b>	Pcs	12
					96mm 6"	<b>1287</b>	Pcs	12
					128mm 8"	<b>1716</b>	Pcs	12
					256mm 12"	<b>2574</b>	Pcs	12
	<b>FHP2483</b>	Pentagon	Brass	AB	96mm 6"	<b>1287</b>	Pcs	12
					128mm 8"	<b>1716</b>	Pcs	12
					256mm 12"	<b>2574</b>	Pcs	12
	<b>FHP2485</b>	Overlay	Brass	BM	38mm 1.5"	<b>823</b>	Pcs	25
					64mm 4"	<b>944</b>	Pcs	12
					128mm 8"	<b>1888</b>	Pcs	12
					256mm 12"	<b>2831</b>	Pcs	12
					384mm 18"	<b>4247</b>	Pcs	4
					480mm 24"	<b>5663</b>	Pcs	4
	<b>FHP2486</b>	Sketchy	Brass	BM, AB	38mm 1.5"	<b>823</b>	Pcs	25
					64mm 4"	<b>944</b>	Pcs	12
					128mm 8"	<b>1888</b>	Pcs	12
					256mm 12"	<b>2831</b>	Pcs	12
					384mm 18"	<b>4247</b>	Pcs	4
					480mm 24"	<b>5663</b>	Pcs	4



AB-Antique Brass | AL/ALU-Aluminium | BG-Bright Gold | BL-Black | BM-Black Antique | BN-Black Nickel | BR-Brown | CM/SC- Satin Chrome  
| CP-Chrome Polish | POV-Reddish Gold | SA-Silver Antique | SG-Satin Gold | SN-Satin Nickel | SS-Stainless Steel | WH-White **30% Extra for**  
*Different Finish unless mentioned | Customized sizes will bear additional time & costs*

Image	Code	Product	Material	Finish	Size	MRP	Unit	Box					
	<b>FHP2488</b>	Cross curve	Brass	BM, AB	38mm 1.5"	<b>823</b>	Pcs	25					
					64mm 4"	<b>944</b>	Pcs	12					
					128mm 8"	<b>1888</b>	Pcs	12					
					256mm 12"	<b>2831</b>	Pcs	12					
					384mm 18"	<b>4247</b>	Pcs	4					
					480mm 24"	<b>5663</b>	Pcs	4					
				RG	1.1/2"	<b>1026</b>	Pcs	25					
					4"	<b>1301</b>	Pcs	12					
					8"	<b>2603</b>	Pcs	12					
					12"	<b>3904</b>	Pcs	12					
	<b>FHP2492</b>	Acam	Brass	BM	38mm 1.5"	<b>697</b>	Pcs	25					
					64mm 4"	<b>930</b>	Pcs	12					
					96mm 6"	<b>1395</b>	Pcs	12					
					128mm 8"	<b>1859</b>	Pcs	12					
					192mm 10"	<b>2324</b>	Pcs	12					
					256mm 12"	<b>2789</b>	Pcs	12					
					384mm 18"	<b>4183</b>	Pcs	4					
	<b>FHP2493</b>	Bush	Brass	BM, AB	38mm 1.5"	<b>697</b>	Pcs	25					
					64mm 4"	<b>930</b>	Pcs	12					
					96mm 6"	<b>1395</b>	Pcs	12					
					128mm 8"	<b>1859</b>	Pcs	12					
					192mm 10"	<b>2324</b>	Pcs	12					
					256mm 12"	<b>2789</b>	Pcs	12					
					384mm 18"	<b>4183</b>	Pcs	4					
					480mm 24"	<b>5577</b>	Pcs	4					
						<b>FHP2494</b>	Tidy	Brass	BM, AB	38mm 1.5"	<b>697</b>	Pcs	25
										64mm 4"	<b>930</b>	Pcs	12
96mm 6"	<b>1395</b>	Pcs	12										
128mm 8"	<b>1859</b>	Pcs	12										
192mm 10"	<b>2324</b>	Pcs	12										
256mm 12"	<b>2789</b>	Pcs	12										
384mm 18"	<b>4183</b>	Pcs	4										
480mm 24"	<b>5577</b>	Pcs	4										
	<b>FHP2495</b>	Balsam	Brass	BM, AB	38mm 1.5"	<b>697</b>	Pcs	25					
					64mm 4"	<b>930</b>	Pcs	12					
					96mm 6"	<b>1395</b>	Pcs	12					
					128mm 8"	<b>1859</b>	Pcs	12					
					192mm 10"	<b>2324</b>	Pcs	12					
					256mm 12"	<b>2789</b>	Pcs	12					
					384mm 18"	<b>4183</b>	Pcs	4					
					480mm 24"	<b>5577</b>	Pcs	4					
	<b>FHP2496</b>	Indome	Brass	BM, AB	38mm 1.5"	<b>697</b>	Pcs	25					
					64mm 4"	<b>930</b>	Pcs	12					
					96mm 6"	<b>1395</b>	Pcs	12					
					128mm 8"	<b>1859</b>	Pcs	12					
					192mm 10"	<b>2324</b>	Pcs	12					
					256mm 12"	<b>2789</b>	Pcs	12					
					384mm 18"	<b>4183</b>	Pcs	4					
					480mm 24"	<b>5577</b>	Pcs	4					
	<b>FHP2497</b>	Flame	Brass	BM, AB	38mm 1.5"	<b>697</b>	Pcs	25					
					64mm 4"	<b>930</b>	Pcs	12					
					96mm 6"	<b>1395</b>	Pcs	12					
					128mm 8"	<b>1859</b>	Pcs	12					
					192mm 10"	<b>2324</b>	Pcs	12					
					256mm 12"	<b>2789</b>	Pcs	12					
	<b>FHP8951</b>	Grandeur	Brass	RGM, GR	6"	<b>2145</b>	Pcs	25					
					8"	<b>2860</b>	Pcs	12					
					12"	<b>4112</b>	Pcs	12					

AB-Antique Brass | AL/ALU-Aluminium | BG-Bright Gold | BL-Black | BM-Black Antique | BN-Black Nickel | BR-Brown | CM/SC- Satin Chrome  
| CP-Chrome Polish | POV-Reddish Gold | SA-Silver Antique | SG-Satin Gold | SN-Satin Nickel | SS-Stainless Steel | WH-White **30% Extra for  
Different Finish unless mentioned | Customized sizes will bear additional time & costs**

Image	Code	Product	Material	Finish	Size	MRP	Unit	Box
	FHP0061	Quin	Brass	SN, AB, CP, BG	64mm	110	Pcs	25
					96mm	132	Pcs	25
					128mm	165	Pcs	25
	FHL0400	Torres	Brass	POV	32mm	289	Pcs	20
				POV	64mm	366	Pcs	20
				POV	96mm	373	Pcs	20
	FHL0411	Medina	Brass	POV	64mm	220	Pcs	20
				POV	96mm	231	Pcs	20
	FHL0419	Fresco	Brass	POV	32mm	220	Pcs	20
				POV	64mm	242	Pcs	15
				POV	96mm	264	Pcs	15
	FHL0522	Druber	Brass	B. Arg CP	64mm	636	Pcs	10
				BN		550	Pcs	10
				Vel. BR		539	Pcs	10
				Vel. Red	96mm	539	Pcs	10
				Vel. Blue		567	Pcs	10
				BN		601	Pcs	10
				OA POV		944	Pcs	10
				Rame Copper		488	Pcs	10
				Vel. Red		567	Pcs	10
				BN		192mm	1158	Pcs
BN	25mm	166	Pcs	25				
	FHL0170	Cranium	Brass	BN	30mm	255	Pcs	20
				BN	35mm	348	Pcs	20
	FHL0416	Yut	Brass	Sat. B. Oro BG+Matt BG	45mm	499	Pcs	20
	FHL0444	Tikal	Brass	B. Oro BG	20mm	165	Pcs	20
	FHL0520	Marco	Brass	Vel. Blue	16mm	233	Pcs	25
				Vel. BR		233	Pcs	25
				Vel. Red		233	Pcs	25
				Vel. Blue	32mm	273	Pcs	20
				Vel. BR		273	Pcs	20
				Vel. Red		273	Pcs	20
				Vel. Blue	64mm	337	Pcs	20
				Vel. BR		337	Pcs	20
	FHL0523	Baker	Brass	B. Oro BG	30mm	185	Pcs	20
				B. Arg CP		185	Pcs	20
				Vel. Blue		152	Pcs	20
				BN		165	Pcs	20
				Vel. BR		152	Pcs	20
				Vel. Red		152	Pcs	20

AB-Antique Brass | AL/ALU-Aluminium | BG-Bright Gold | BL-Black | BM-Black Antique | BN-Black Nickel | BR-Brown | CM/SC- Satin Chrome | CP-Chrome Polish | POV-Reddish Gold | SA-Silver Antique | SG-Satin Gold | SN-Satin Nickel | SS-Stainless Steel | WH-White **30% Extra for Different Finish unless mentioned | Customized sizes will bear additional time & costs**

Image	Code	Product	Material	Finish	Size	MRP	Unit	Box
	FHP8301	Rock	Brass	AB	32mm	243	Pcs	25
					91mm	412	Pcs	15
					160mm	654	Pcs	6
					224mm	879	Pcs	12
					288mm	1121	Pcs	8
	FHP8302	Stone	Brass	AB	32mm	224	Pcs	25
					96mm	486	Pcs	12
					160mm	691	Pcs	8
					224mm	953	Pcs	6
	FHP8305	Palacia	Brass	AB, RGG, SN	6"	700	Pcs	20
					10"	1300	Pcs	20
	FHP8307	Grape	Brass	AB, POV	32mm	347	Pcs.	6
					64mm	301	Pcs.	6
					96mm	430	Pcs.	6
					128mm	673	Pcs.	6
					160mm	1042	Pcs.	2
					192mm	1412	Pcs.	2
	FHP8316	Carpet	Brass	AB, POV	32mm	347	Pcs.	6
					64mm	301	Pcs.	6
					96mm	430	Pcs.	6
					128mm	673	Pcs.	6
					192mm	1412	Pcs.	2
					256mm	2314	Pcs.	2
	FHP8322	Roca	Brass	AB	6"	486	Pcs	10
	FHP8323	Rosa	Brass	AB	140mm	430	Pcs	10
	FHP8320	Tozzi	Brass	AB, POV	64mm 3"	564	Pcs	10
					96mm 5"	926	Pcs	10
	FHL0423	Tozzi	Brass	AB	90mm	863	Pcs	12
				OA POV		863	Pcs	12
	FHL1479	Pisa	Brass	AB	90mm	288	Pcs	20

AB-Antique Brass | AL/ALU-Aluminium | BG-Bright Gold | BL-Black | BM-Black Antique | BN-Black Nickel | BR-Brown | CM/SC- Satin Chrome | CP-Chrome Polish | POV-Reddish Gold | SA-Silver Antique | SG-Satin Gold | SN-Satin Nickel | SS-Stainless Steel | WH-White **30% Extra for Different Finish unless mentioned | Customized sizes will bear additional time & costs**

Image	Code	Product	Material	Finish	Size	MRP	Unit	Box
	FHP8321	Leaf	Brass	AB Right & Left	3"	451	Pcs	10
					4"	552	Pcs	10
					5"	736	Pcs	6
					6"	1150	Pcs	6
	FHQ8320	Rimini	Brass	AB	20mm	121	Pcs	25
					32mm	221	Pcs	25
	FHQ8326	Messina	Brass	AB	20mm	184	Pcs	25
					35mm	224	Pcs	25
	FHQ8328	Salerno	Brass	AB	25mm	184	Pcs	25
					35mm	224	Pcs	25
	FHQ8617	Novara	Brass	AB POV, BG	32mm	414	Pcs	10
					43mm	644	Pcs	5
					75mm	2024	Pcs	1
	FHL0124	Ragusa	Brass	BA AB	30mm	322	Pcs	25
				OA POV		385	Pcs	25
	FHL0132	Sucre	Brass	BA AB	20mm	225	Pcs	25
				OA POV		283	Pcs	25
				BA AB	25mm	258	Pcs	25
				OA POV		320	Pcs	25
				BA AB	30mm	294	Pcs	25
				OA POV		374	Pcs	25
	FHL0150	Cali	Brass	BA AB	20mm	225	Pcs	25
				OA POV		283	Pcs	25
				BA AB	33mm	302	Pcs	25
				OA POV		383	Pcs	25
				BA AB	40mm	320	Pcs	10
				OA POV		409	Pcs	10
	FHP8105	Trento II	Zinc	AC left	64mm	41	Pcs	50
				AC right	64mm	41	Pcs	50
				AB right	96mm	70	Pcs	50
				AB left	96mm	70	Pcs	50
				AB left	128mm	107	Pcs	25
				AC left	128mm	107	Pcs	25

AB-Antique Brass | AL/ALU-Aluminium | BG-Bright Gold | BL-Black | BM-Black Antique | BN-Black Nickel | BR-Brown | CM/SC- Satin Chrome | CP-Chrome Polish | POV-Reddish Gold | SA-Silver Antique | SG-Satin Gold | SN-Satin Nickel | SS-Stainless Steel | WH-White **30% Extra for Different Finish unless mentioned | Customized sizes will bear additional time & costs**

Image	Code	Product	Material	Finish	Size	MRP	Unit	Box
	FHP8121	Dora	Zinc	AB, AC, RG	96mm	250	Pcs	25
					160mm	375	Pcs	25
					224mm	525	Pcs	15
	FHP8122	Trento III	Zinc	AB POV	64mm	236	Pcs	25
					96mm	307	Pcs	25
	FHQ8572	Perth	Zinc	AB POV	25mm	105	Pcs	50
					30mm	123	Pcs	50
	FHP8123	Dubbo	Zinc	AB POV	64mm	236	Pcs	50
					96mm	307	Pcs	50
	FHQ8758	Dubbo	Zinc	AB POV	64mm	152	Pcs	50
	FHQ8775	Dubbo	Zinc	AB POV	80mm	236	Pcs	50
					124mm	277	Pcs	50
	FHQ8561	Nelson I	Zinc	AB POV	26mm	123	Pcs	50
	FHQ8628	Nelson III	Zinc	AB, BL,	25mm	150	Pcs	50
					50mm	295	Pcs	50

AB-Antique Brass | AL/ALU-Aluminium | BG-Bright Gold | BL-Black | BM-Black Antique | BN-Black Nickel | BR-Brown | CM/SC- Satin Chrome | CP-Chrome Polish | POV-Reddish Gold | SA-Silver Antique | SG-Satin Gold | SN-Satin Nickel | SS-Stainless Steel | WH-White **30% Extra for Different Finish unless mentioned | Customized sizes will bear additional time & costs**

Image	Code	Product	Material	Finish	Size	MRP	Unit	Box
	FHP8124	Timaru	Zinc	AB POV	64mm	159	Pcs	50
					96mm	217	Pcs	50
					128mm	344	Pcs	50
	FHQ8559	Timaru	Zinc	AB POV	27mm	145	Pcs	50
	FHP8125	Taupo	Zinc	AB POV	96mm	235	Pcs	50
					128mm	345	Pcs	50
					160mm	373	Pcs	50
	FHP8126	Taupo	Zinc	AB POV	64mm	235	Pcs	50
					96mm	290	Pcs	50
	FHQ8560	Taupo	Zinc	AB POV	44/37mm	132	Pcs	50
	FHQ8768	Levin	Zinc	AB	64mm	327	Pcs	50
	FHP8127	Carter	Zinc	AB POV	64mm	179	Pcs	50
					96mm	304	Pcs	50
	FHQ8564	Carter	Zinc	AB POV	37mm	169	Pcs	50
	FHP8128	Bowl	Zinc	AB POV	64mm	228	Pcs	50
					96mm	304	Pcs	50
	FHQ8565	Bowl	Zinc	AB POV	38mm	132	Pcs	50

AB-Antique Brass | AL/ALU-Aluminium | BG-Bright Gold | BL-Black | BM-Black Antique | BN-Black Nickel | BR-Brown | CM/SC- Satin Chrome | CP-Chrome Polish | POV-Reddish Gold | SA-Silver Antique | SG-Satin Gold | SN-Satin Nickel | SS-Stainless Steel | WH-White **30% Extra for Different Finish unless mentioned | Customized sizes will bear additional time & costs**

Image	Code	Product	Material	Finish	Size	MRP	Unit	Box
	<b>FHP8129</b>	Athens	Zinc	AB POV	64mm	<b>193</b>	Pcs	50
					96mm	<b>269</b>	Pcs	50
	<b>FHQ8563</b>	Athens	Zinc	AB POV	36mm	<b>153</b>	Pcs	50
	<b>FHQ8774</b>	Athens	Zinc	AB POV	118mm	<b>345</b>	Pcs	50
	<b>FHQ8764</b>	Athens	Zinc	AB POV	64mm (45mm)	<b>242</b>	Pcs	50
					96mm (64mm)	<b>304</b>	Pcs	50
	<b>FHQ8759</b>	Athens	Zinc	AB POV	70mm	<b>182</b>	Pcs	50
	<b>FHP8130</b>	Berlin	Zinc	AB	32mm	<b>198</b>	Pcs	50
					64mm	<b>236</b>	Pcs	50
					96mm	<b>301</b>	Pcs	50
	<b>FHQ8518</b>	Berlin	Zinc	AB	19mm	<b>108</b>	Pcs	50
	<b>FHP8131</b>	Riga	Zinc	AB	64mm	<b>311</b>	Pcs	50
					96mm	<b>344</b>	Pcs	50
					128mm	<b>415</b>	Pcs	50
	<b>FHQ8519</b>	Riga	Zinc	AB	30mm	<b>213</b>	Pcs	50
	<b>FHQ8521</b>	Moscow	Zinc	AB	19mm	<b>114</b>	Pcs	50
					32mm	<b>173</b>	Pcs	20
	<b>FHQ8570</b>	Moscow	Zinc	AB POV	30mm	<b>153</b>	Pcs	50
					45mm	<b>265</b>	Pcs	50

AB-Antique Brass | AL/ALU-Aluminium | BG-Bright Gold | BL-Black | BM-Black Antique | BN-Black Nickel | BR-Brown | CM/SC- Satin Chrome | CP-Chrome Polish | POV-Reddish Gold | SA-Silver Antique | SG-Satin Gold | SN-Satin Nickel | SS-Stainless Steel | WH-White **30% Extra for Different Finish unless mentioned | Customized sizes will bear additional time & costs**

Image	Code	Product	Material	Finish	Size	MRP	Unit	Box
	FHP8132	Bern	Zinc	AB	96mm	290	Pcs	25
			Zinc	AB	128mm	343	Pcs	25
	FHP8133		Zinc	AB	56mm	236	Pcs	50
	FHP8134	Oslo	Zinc	AB POV	96mm	194	Pcs	50
					128mm	281	Pcs	50
					160mm	392	Pcs	50
	FHQ8568	Oslo	Zinc	AB POV	19mm	109	Pcs	50
					25mm	121	Pcs	50
					34mm	147	Pcs	50
	FHQ8577	Wheel	Zinc	AB	30mm	202	Pcs	50
	FHP8136	Lyon	Zinc	AB POV	96mm	311	Pcs	50
					128mm	327	Pcs	50
	FHQ8567	Lyon	Zinc	AB POV	19mm	95	Pcs	50
					25mm	124	Pcs	50
					32mm	132	Pcs	50
	FHL0834	Herve	Zinc	011 CM	(C) 25mm	150	Pcs	50
				030 AB		150	Pcs	50
	FHQ8762	Peer	Zinc	AB	70mm	202	Pcs	50
	FHP8143	Walcourt	Zinc	AB	32mm	215	Pcs	50
					64mm	239	Pcs	50
					96mm	301	Pcs	50
					128mm	363	Pcs	50



AB-Antique Brass | AL/ALU-Aluminium | BG-Bright Gold | BL-Black | BM-Black Antique | BN-Black Nickel | BR-Brown | CM/SC- Satin Chrome | CP-Chrome Polish | POV-Reddish Gold | SA-Silver Antique | SG-Satin Gold | SN-Satin Nickel | SS-Stainless Steel | WH-White **30% Extra for Different Finish unless mentioned | Customized sizes will bear additional time & costs**

Image	Code	Product	Material	Finish	Size	MRP	Unit	Box
	<b>FHP8144</b>	Well	Zinc	AB POV	64mm	<b>297</b>	Pcs	50
					96mm	<b>469</b>	Pcs	50
	<b>FHQ8569</b>	Well	Zinc	AB POV	32mm	<b>314</b>	Pcs	50
	<b>FHP8146</b>	Grain	Zinc	AB POV	96mm	<b>331</b>	Pcs	50
					128mm	<b>386</b>	Pcs	50
	<b>FHQ8573</b>	Grain	Zinc	AB POV	32mm	<b>236</b>	Pcs	50
	<b>FHP8147</b>	Martial	Zinc	AB POV	32mm	<b>156</b>	Pcs	50
					96mm	<b>260</b>	Pcs	50
					128mm	<b>322</b>	Pcs	50
	<b>FHQ8619</b>	Martial	Zinc	AB	30mm	<b>82</b>	Pcs	50
	<b>FHP8170</b>	Bergen	Zinc	AB	96mm	<b>457</b>	Pcs	25
					128mm	<b>478</b>	Pcs	25
	<b>FHP8183</b>	Peters	Zinc	AB	160mm	<b>375</b>	Pcs	10
					224mm	<b>527</b>	Pcs	10
	<b>FHP8187</b>	Bricked	Zinc	AB	64mm	<b>104</b>	Pcs	50
					96mm	<b>125</b>	Pcs	40
					128mm	<b>164</b>	Pcs	25
	<b>FHQ8590</b>	Bricked	Zinc	MAB	36mm	<b>86</b>	Pcs	50
	<b>FHQ8629</b>	Signer	Zinc	AB, SA	25mm	<b>150</b>	Pcs	50
					45mm	<b>295</b>	Pcs	25
	<b>FHQ8622</b>	Bricked	Zinc	AB	45mm	<b>184</b>	Pcs	50

AB-Antique Brass | AL/ALU-Aluminium | BG-Bright Gold | BL-Black | BM-Black Antique | BN-Black Nickel | BR-Brown | CM/SC- Satin Chrome | CP-Chrome Polish | POV-Reddish Gold | SA-Silver Antique | SG-Satin Gold | SN-Satin Nickel | SS-Stainless Steel | WH-White **30% Extra for Different Finish unless mentioned | Customized sizes will bear additional time & costs**

Image	Code	Product	Material	Finish	Size	MRP	Unit	Box
	<b>FHP8186</b>	Cable	Zinc	AB	64mm	<b>104</b>	Pcs	50
					128mm	<b>186</b>	Pcs	20
					160mm	<b>269</b>	Pcs	20
	<b>FHQ8589</b>	Cable	Zinc	AB	27mm	<b>110</b>	Pcs	50
	<b>FHP8145</b>	Glide	Zinc	AB POV	32mm	<b>186</b>	Pcs	50
					64mm	<b>262</b>	Pcs	50
	<b>FHP8191</b>	Glide	Zinc	AB	64mm	<b>186</b>	Pcs	35
					96mm	<b>219</b>	Pcs	30
					128mm	<b>260</b>	Pcs	25
	<b>FHQ8756</b>	Glide	Zinc	AB POV	63mm	<b>198</b>	Pcs	50
	<b>FHQ8627</b>	Glide	Zinc	AB, AC, BN	30mm	<b>225</b>	Pcs	50
	<b>FHQ8624</b>	Maze	Zinc	AB	45mm	<b>204</b>	Pcs	50
	<b>FHQ8566</b>	Maze	Zinc	AB POV	25mm	<b>105</b>	Pcs	50
					34mm	<b>124</b>	Pcs	50
	<b>FHQ8562</b>	Sun	Zinc	AB POV	25mm	<b>101</b>	Pcs	50
					35mm	<b>135</b>	Pcs	20
	<b>FHQ8620</b>	Ribbon	Zinc	AB	25mm	<b>75</b>	Pcs	50

AB-Antique Brass | AL/ALU-Aluminium | BG-Bright Gold | BL-Black | BM-Black Antique | BN-Black Nickel | BR-Brown | CM/SC- Satin Chrome  
| CP-Chrome Polish | POV-Reddish Gold | SA-Silver Antique | SG-Satin Gold | SN-Satin Nickel | SS-Stainless Steel | WH-White **30% Extra for  
Different Finish unless mentioned | Customized sizes will bear additional time & costs**

Image	Code	Product	Material	Finish	Size	MRP	Unit	Box
	FHQ8650	Turtle	Zinc	AB	45mm	224	Pcs	20
	FHQ8651	Shield	Zinc	AB, BL, SN	30mm	156	Pcs	25
					60mm	257	Pcs	25
	FHQ8652	Alyson	Zinc	AB Rustic	40mm	289	Pcs	20
	FHQ8653	Julian	Zinc	AB, SN, BL, RG, GR	40mm	244	Pcs	20
	FHQ8654	Veld I	Zinc	AB Rustic, AC Rustic, White+AC, Black+AC	60mm	195	Pcs	20
					80mm	276	Pcs	20
	FHQ8655	Trapeze	Zinc	AB, BN, SN	25mm	152	Pcs	25
					40mm	230	Pcs	25
	FHQ8656	Ovalor	Zinc	AB, BN, SN	30mm	156	Pcs	25
					60mm	257	Pcs	25
	FHQ8760	Ring	Zinc	AB	25mm	164	Pcs	50
					32mm	194	Pcs	50
	FHQ8795	Ring II	Brass	AB, BL	40mm	150	Pcs	50
	FHQ8752	Curtain	Zinc	AB POV	120mm	373	Pcs	50

AB-Antique Brass | AL/ALU-Aluminium | BG-Bright Gold | BL-Black | BM-Black Antique | BN-Black Nickel | BR-Brown | CM/SC- Satin Chrome | CP-Chrome Polish | POV-Reddish Gold | SA-Silver Antique | SG-Satin Gold | SN-Satin Nickel | SS-Stainless Steel | WH-White **30% Extra for Different Finish unless mentioned | Customized sizes will bear additional time & costs**

Image	Code	Product	Material	Finish	Size	MRP	Unit	Box
	<b>FHQ8753</b>	Vest	Zinc	AB POV	137mm	<b>311</b>	Pcs	50
	<b>FHL0525</b>	Pony	Zinc	030 AB	(B) 57mm	<b>138</b>	Pcs	25
	<b>FHL0542</b>	Nord	Zinc	030030AB	(B) 79mm	<b>138</b>	Pcs	25
	<b>FHL0563</b>	Risor	Zinc	011 CM	(B) 77mm	<b>187</b>	Pcs	25
				030 AB		<b>187</b>	Pcs	25
	<b>FHL5/299</b>	Kong	Zinc	20 AB	(B) 65mm	<b>115</b>	Pcs	25

AB-Antique Brass | AL/ALU-Aluminium | BG-Bright Gold | BL-Black | BM-Black Antique | BN-Black Nickel | BR-Brown | CM/SC- Satin Chrome | CP-Chrome Polish | POV-Reddish Gold | SA-Silver Antique | SG-Satin Gold | SN-Satin Nickel | SS-Stainless Steel | WH-White **30% Extra for Different Finish unless mentioned | Customized sizes will bear additional time & costs**

Image	Code	Product	Material	Finish	Size	MRP	Unit	Box
	FHQ8767	Moss	Zinc	AB POV	64mm	200	Pcs	50
					96mm	269	Pcs	50
	FHQ8776	Flora	Zinc	AB POV	65mm	207	Pcs	50
					80mm	235	Pcs	50
	FHQ8777	Romania	Zinc	AB POV	64mm	202	Pcs	50
	FHQ8779	Hamar	Zinc	AB POV	78mm	288	Pcs	50
					96mm	360	Pcs	50
	FHP8920	Armida	Zinc	AB	8x115mm	2243	Pcs	10
				POV	11x140mm	2530	Pcs	10
	FHL0023	Colmar	Zinc	06 AB	(2I) 170mm	166	Pcs	20
				06 AB	(2D) 170mm	166	Pcs	20

AB-Antique Brass | AL/ALU-Aluminium | BG-Bright Gold | BL-Black | BM-Black Antique | BN-Black Nickel | BR-Brown | CM/SC- Satin Chrome | CP-Chrome Polish | POV-Reddish Gold | SA-Silver Antique | SG-Satin Gold | SN-Satin Nickel | SS-Stainless Steel | WH-White **30% Extra for Different Finish unless mentioned | Customized sizes will bear additional time & costs**

Image	Code	Product	Material	Finish	Size	MRP	Unit	Box
	FHL0024	Metz	Zinc	03 POV	(1) 200mm	205	Pcs	20
					(1D) 200mm	205	Pcs	20
	FHL1032	Arles	Zinc	024 BG	(B) 96mm	161	Pcs	25
				041 SS		161	Pcs	25
	FHL1041	Chamber	Zinc	030 AB	(C)64mm	216	Pcs	25
	FHL0413	Lille	Brass	OA POV	65mm	1093	Pcs	25
				BA AB	80mm	1179	Pcs	25
				OA POV		1380	Pcs	25
				BA AB	90mm	978	Pcs	25
				OA POV		1093	Pcs	25
	FHL0420	Bremen	Brass	BA AB	75mm	719	Pcs	25
				BA AB	95mm	932	Pcs	25
				OA POV	95mm	932	Pcs	25
	FHL0947	Jena	Zinc	ZN4 SS	86mm	135	Pcs	25
	FHL0019	Neus	Zinc	06 AB	(1) 185mm	166	Pcs	20
					(1D) 185mm	166	Pcs	20
				07 SG	(1) 185mm	166	Pcs	20
					(1D) 185mm	166	Pcs	20
				06 AB	(2) 124mm	110	Pcs	20
					(2D) 124mm	110	Pcs	20
07 SG	(2) 124mm	110	Pcs	20				
	(2D) 124mm	110	Pcs	20				
	FHL0847	Kiel	Zinc	03 Oro Antique BG	(C2) 118mm	153	Pcs	25
					(C1) 175mm	181	Pcs	25



.09 .07 .54 .15 .51 .32 .36 .F5 .48 .20 .25 .22 .N2

Image	Series	Code	Dimension	Finish	Size	MRP	Unit	Box
	Luigi XVI	03050.06400.09	85x37	AB	64mm	532	Pcs	25
		03050.09600.09	126x53	AB	96mm	791	Pcs	25
	Luigi XVI	03093.06400.54	Zinc	POV	64mm	693	Pcs	25
		03093.06400.19	Zinc	SA	64mm	613	Pcs	25
	Alhambra	03158.05400.07	34x54	BA	54mm	504	Pcs	25
		03158.07300.07	48x73	BA	73mm	679	Pcs	25
	Regency	03850.06400.09	83x55	AB	64mm	473	Pcs	25
	Coloniale	06014Z07500.09	75x50	AB	75mm	567	Pcs	25
	Provenzale	06025.09600.09	Zinc	AB	96mm	826	Pcs	25
	Regency	06032.06400.09	Zinc	AB	64mm	431	Pcs	25
	Liberty	06060Z09700.09	97x45	AB	97mm	487	Pcs	25
		06060Z11200.09	112x48	AB	112mm	553	Pcs	25



AB	BA	POV	BG	SN	CS	CP	WH	BN	GA	SA	OA	BL
.09	.07	.54	.15	.51	.32	.36	.F5	.48	.20	.25	.22	.N2

Image	Series	Code	Dimension	Finish	Size	MRP	Unit	Box
	Arts & Crafts	06145Z13000.22	130x44	OA	130mm	539	Pcs	25
		12145Z03900.22	29x38	OA	39mm	280	Pcs	25
	Luigi XVI	06213.07500.54	100x65	POV	75mm	1243	Pcs	25
<span style="float: right;">★</span>	Hepplewhite	06221.07100.09	71x54	AB	71mm	637	Pcs	25
		06221.08800.09	88x68	AB	88mm	805	Pcs	25
	Luigi XVI	06223.08100.09	82x44	AB	81mm	515	Pcs	25
		06223.06400.09	64x34	AB	64mm	406	Pcs	25
	Grunderzeit	06305.06400.09	114x50	AB	64mm	623	Pcs	25
	Liberty	06332Z06400.09	97x43	AB	64mm	445	Pcs	25
		06332Z06401.09	97x43	AB	64mm	459	Pcs	25





.09 .07 .54 .15 .51 .32 .36 .F5 .48 .20 .25 .22 .N2

Image	Series	Code	Dimension	Finish	Size	MRP	Unit	Box
	Barocco	09015.06200.54	62x52	POV	62mm	805	Pcs	25
		09015.08300.54	83x69	POV	83mm	984	Pcs	25
	Luigi XV	09204.04500.54	45x57	POV	45mm	690	Pcs	25
		09204.06000.54	60x76	POV	60mm	949	Pcs	25
	Luigi XVI	09236.03400.54	34x43	POV	34mm	266	Pcs	25
		09236.04200.54	42x49	POV	42mm	361	Pcs	25
	Liberty	12060Z05400.09	33x55	AB	54mm	235	Pcs	25
	Luigi XVI	12212Z04000.09	40x40	AB	40mm	221	Pcs	25
		12212Z05000.09	50x50	AB	50mm	266	Pcs	25
		12212Z05000.22	50x50	OA	50mm	252	Pcs	25
		12212Z06000.09	60x60	AB	60mm	350	Pcs	25
	Luigi XVI	12235.03700.09	37x37	AB	37mm	368	Pcs	25
		12235.04700.09	47x47	AB	47mm	445	Pcs	25
		12235.05500.09	55x55	AB	55mm	662	Pcs	25



AB	BA	POV	BG	SN	CS	CP	WH	BN	GA	SA	OA	BL
.09	.07	.54	.15	.51	.32	.36	.F5	.48	.20	.25	.22	.N2

Image	Series	Code	Dimension	Finish	Size	MRP	Unit	Box
		12238.04000.09	40x40	AB	40mm	462	Pcs	25
		12238.05000.09	50x50	AB	50mm	515	Pcs	25
		12238.06000.09	60x60	AB	60mm	732	Pcs	25
	Luigi XV	12326Z03500.09	33x51	AB	35mm	266	Pcs	25
	Impero	12500.05800.09	58x33	AB	58mm	347	Pcs	25
		12500.08700.09	87x50	AB	87mm	651	Pcs	25
	Capriccio	15036Z064DB.09	95x22	AB	64mm	361	Pcs	25
		15036Z096DB.09	138x32	AB	96mm	529	Pcs	25
		15036Z128DB.09	185x44	AB	128mm	767	Pcs	25
		15045Z0640B.09	103x20	AB	64mm	298	Pcs	25
		15045Z0640B.25	103x20	SA	64mm	329	Pcs	25
		15045Z0960B.09	154x28	AB	96mm	389	Pcs	25
		15045Z0960B.25	154x28	SA	96mm	473	Pcs	25
	Varieta	15045Z0680B.09	21x68	AB	68mm	319	Pcs	25
		15045Z0680B.25	21x68	SA	68mm	427	Pcs	25
		15045Z0780B.09	84x48	AB	78mm	410	Pcs	25
		15045Z0780B.25	84x48	SA	78mm	438	Pcs	25



AB	BA	POV	BG	SN	CS	CP	WH	BN	GA	SA	OA	BL
.09	.07	.54	.15	.51	.32	.36	.F5	.48	.20	.25	.22	.N2

Image	Series	Code	Dimension	Finish	Size	MRP	Unit	Box
	Viaggio	15050Z0590B.09	24x70	AB	59mm	333	Pcs	25
		15050Z1280B.09	151x27	AB	128mm	574	Pcs	25
		24250Z0730B.09	73x31x24	AB	73mm	525	Pcs	25
	Natura	15051.09600.09	120x50	AB	96mm	574	Pcs	25
		15051.06400.09	88x50	AB	64mm	490	Pcs	25
		15051.04500.09	35x46	AB	45mm	301	Pcs	25
	Natura	15057Z0960B.09	151x40	AB	96mm	469	Pcs	25
		15057Z1280B.09	183x40	AB	128mm	550	Pcs	25
		15057Z1000B.09	100x43	AB	100mm	427	Pcs	25
	Sensazioni	15064Z0640B.09	90x26	AB	64mm	438	Pcs	25
		15064Z0960B.09	122x30	AB	96mm	539	Pcs	25
		24064Z0300B.09	30x30x27	AB	30mm	203	Pcs	25
		24064Z0520B.09	52x52x27	AB	52mm	399	Pcs	25



.09 .07 .54 .15 .51 .32 .36 .F5 .48 .20 .25 .22 .N2

Image	Series	Code	Dimension	Finish	Size	MRP	Unit	Box
	Arabesque	15072Z06400.09	78x50	AB	64mm	413	Pcs	25
		15072Z12800.09	142x50	AB	128mm	616	Pcs	25
		15072Z27300.09	290x55	AB	273mm	2734	Pcs	25
	Laguna	24073Z0260B.09	26x26x20	AB	26mm	182	Pcs	25
		24073Z0260B.22	26x26x20	OA	26mm	168	Pcs	25
		24073Z0260B.25	26x26x20	SA	26mm	312	Pcs	25
	Laguna	15076Z0580B.07	21x58x28	BA	58mm	284	Pcs	25
		15076Z0580B.09	21x58x28	AB	58mm	284	Pcs	25
		15076Z0580B.25	21x58x28	SA	58mm	361	Pcs	25
		15076Z0960B.07	154x25x30	BA	96mm	616	Pcs	25
		15076Z0960B.09	154x25x30	AB	96mm	616	Pcs	25
		15076Z0960B.25	154x25x30	SA	96mm	802	Pcs	25
		15076Z1280B.07	196x27x30	BA	128mm	991	Pcs	25
		15076Z1280B.09	196x27x30	AB	128mm	991	Pcs	25
		15076Z1280B.25	196x27x30	SA	128mm	1127	Pcs	25
		15076Z3202B.07	353x39x32	BA	320mm	1932	Pcs	25
15076Z3202B.09	353x39x32	AB	320mm	1932	Pcs	25		
15076Z3202B.25	353x39x32	SA	320mm	2545	Pcs	25		
	Daphne	15078Z032S0.36	107x36x18	CP	32mm	683	Pcs	10
		15078Z064S0.36	149x56x28	CP	64mm	1152	Pcs	10
		15078Z032S0.07	107x36x18	BA	32mm	497	Pcs	10
		15078Z064S0.07	149x56x28	BA	64mm	812	Pcs	10
		15078Z032S0.15	107x36x18	BG	32mm	1019	Pcs	10
		15078Z064S0.15	149x56x28	BG	64mm	1722	Pcs	10
		15078Z032D0.36	107x36x18	CP	32mm	683	Pcs	10
		15078Z064D0.36	149x56x28	CP	64mm	1152	Pcs	10
		15078Z032D0.07	107x36x18	BA	32mm	497	Pcs	10
		15078Z064D0.07	149x56x28	BA	64mm	812	Pcs	10
15078Z032D0.15	107x36x18	BG	32mm	1019	Pcs	10		
15078Z064D0.15	149x56x28	BG	64mm	1722	Pcs	10		
	Eden	15079Z03200.09	72x53x19	AB	32mm	473	Pcs	25
		15079Z06400.09	98x72x23	AB	64mm	651	Pcs	10
		15079Z03200.15	72x53x19	BG	32mm	987	Pcs	25
		15079Z06400.15	98x72x23	BG	64mm	1351	Pcs	10



Image	Series	Code	Dimension	Finish	Size	MRP	Unit	Box
	Varieta	15081Z1280B.09	148x21x27	AB	128mm	487	Pcs	25
		15081Z0960B.09	115x19x25	AB	96mm	399	Pcs	25
		24081Z0300B.09	30x31	AB	30mm	245	Pcs	25
	Sensazioni	15067Z0640B.09	101x37	AB	64mm	469	Pcs	25
		15067Z0640B.22	101x37	OA	64mm	371	Pcs	25
	Sensazioni	15083Z0960B.09	113x27	AB	96mm	473	Pcs	25
		15083Z1280B.09	149x30	AB	128mm	574	Pcs	25
		15083Z1600B.09	181x35	AB	160mm	679	Pcs	25
	Sensazioni	24083Z0250B.09	25x21	AB	25mm	186	Pcs	25
	Profili	15084Z0680B.09	25x68	AB	68mm	347	Pcs	25
		15084Z1280B.09	142x29	AB	128mm	630	Pcs	25
		15084Z1600B.09	176x33	AB	160mm	725	Pcs	25
		24084Z0450B.09	45x25x22	AB	45mm	228	Pcs	25
	Oriente	15085Z0960B.09	131x26	AB	96mm	508	Pcs	25
		15085Z1280B.09	163x27	AB	128mm	571	Pcs	25
		24085Z0350B.09	35x22x21	AB	35mm	200	Pcs	25



.09 .07 .54 .15 .51 .32 .36 .F5 .48 .20 .25 .22 .N2

Image	Series	Code	Dimension	Finish	Size	MRP	Unit	Box
	Oriente	15086Z0490B.09	25x49	AB	49mm	333	Pcs	25
		15086Z0960B.09	127x29	AB	96mm	599	Pcs	25
		15086Z1280B.09	159x29	AB	128mm	683	Pcs	25
	Art Deco	15103Z09000.09	90x31	AB	90mm	536	Pcs	25
	Luigi XV	15106Z13100.54	131x41	POV	131mm	361	Pcs	25
		15106Z17700.54	177x53	POV	177mm	529	Pcs	25
	Luigi XV	15107.08300.54	83x33	POV	83mm	298	Pcs	25
	Neo Classico	15115Z06400.09	82x35	AB	64mm	224	Pcs	25
		15115Z09600.09	120x52	AB	96mm	410	Pcs	25
	Barocco	15117Z06400.07	108x14	BA	64mm	217	Pcs	25
		15117Z09600.07	165x17	BA	96mm	343	Pcs	25
		24260Z03000.07	30x25x18	BA	30mm	130	Pcs	25
	Forme	15125Z0960B.07	110x30	BA	96mm	508	Pcs	25
		15125Z1280B.07	141x32	BA	128mm	662	Pcs	25
		15125Z0640B.07	74x31	BA	64mm	280	Pcs	25



.09 .07 .54 .15 .51 .32 .36 .F5 .48 .20 .25 .22 .N2

Image	Series	Code	Dimension	Finish	Size	MRP	Unit	Box
		24125Z0470B.07	47x22x24	POV	47mm	347	Pcs	25
	New Classico	15130Z06400.09	73x9	AB	64mm	158	Pcs	25
		15130Z09600.09	105x12	AB	96mm	259	Pcs	25
		15130Z12800.09	138x14	AB	128mm	333	Pcs	25
		24130Z02500.09	25x20	AB	25mm	151	Pcs	25
		24130Z03000.09	30x22	AB	30mm	182	Pcs	25
		21009Z04800.09	20x58	AB	48mm	242	Pcs	25
	Profili	15132Z01600.09	28x29	AB	16mm	154	Pcs	25
		15132Z06400.09	75x30	AB	64mm	319	Pcs	25
		15132Z09600.09	108x30	AB	96mm	396	Pcs	25
		15132Z12800.09	140x30	AB	128mm	466	Pcs	25
		15132Z16000.09	170x30	AB	160mm	606	Pcs	25
		15132Z19200.09	200x30	AB	192mm	697	Pcs	25
	Varieta	15133Z07000.07	28x70	BA	70mm	319	Pcs	25
		15133Z07000.22	28x70	OA	70mm	301	Pcs	25
		15133Z09600.07	138x28	BA	96mm	606	Pcs	25
		15133Z09600.22	138x28	OA	96mm	644	Pcs	25
		15133Z12800.07	170x30	BA	128mm	676	Pcs	25
		15133Z12800.22	170x30	OA	128mm	725	Pcs	25
		15133Z09500.07	97x52	BA	95mm	305	Pcs	25
		15133Z09500.22	97x52	OA	95mm	287	Pcs	25



AB	BA	POV	BG	SN	CS	CP	WH	BN	GA	SA	OA	BL
.09	.07	.54	.15	.51	.32	.36	.F5	.48	.20	.25	.22	.N2

Image	Series	Code	Dimension	Finish	Size	MRP	Unit	Box
	Art Deco	15134Z10000.09	102x34	AB	100mm	368	Pcs	25
	New Deco	15136P0961B.09	112x22	AB	96mm	1239	Pcs	25
		15136P1281B.09	146x24	AB	128mm	1400	Pcs	25
		24136P0301B.09	30x28	AB	30mm	508	Pcs	25
		15136P0962A.09	112x22	AB	96mm	1092	Pcs	25
		15136P1282A.09	146x24	AB	128mm	1278	Pcs	25
		24136P0302A.09	30x28	AB	30mm	445	Pcs	25
	New Deco	15141P0961C.20	112x18	GA	96mm	998	Pcs	25
		24136P0301C.20	30x28	GA	30mm	508	Pcs	25
		15144Z03800.09	38x36	AB	38mm	238	Pcs	25
		15144Z03800.20	38x36	GA	38mm	228	Pcs	25
		15144Z06400.09	100x37	AB	64mm	417	Pcs	25
		15144Z06400.20	100x37	GA	64mm	389	Pcs	25
		15144Z09600.09	131x38	AB	96mm	473	Pcs	25
		15144Z09600.20	131x38	GA	96mm	452	Pcs	25
		15144Z12800.09	165x38	AB	128mm	536	Pcs	20
		15144Z12800.20	165x38	GA	128mm	543	Pcs	20






.09 .07 .54 .15 .51 .32 .36 .F5 .48 .20 .25 .22 .N2

Image	Series	Code	Dimension	Finish	Size	MRP	Unit	Box	
	Arts & Crafts	15144Z10000.09	100x35	AB	100mm	543	Pcs	25	
		15144Z10000.20	100x35	GA	100mm	550	Pcs	25	
	Arts & Crafts	24144Z05000.07	50x23x19	BA	50mm	368	Pcs	25	
		24144Z05000.09	50x23x19	AB	50mm	343	Pcs	25	
		24144Z05000.20	50x23x19	GA	50mm	322	Pcs	25	
		15146Z12800.09	166x32	AB	128mm	578	Pcs	20	
		15146Z12800.20	166x32	GA	128mm	599	Pcs	20	
	Arts & Crafts	15146Z16000.09	198x32	AB	160mm	686	Pcs	25	
		15146Z16000.20	198x32	GA	160mm	704	Pcs	25	
		Coloniale	15147Z09600.09	154x35	AB	96mm	515	Pcs	25
			15147Z12800.07	190x35	BA	128mm	623	Pcs	25
15147Z12800.09	190x35		AB	128mm	592	Pcs	25		
24147Z07300.07	73x31x23		BA	73mm	522	Pcs	25		
24147Z07300.09	73x31x23		AB	73mm	571	Pcs	25		
	Cuoiu	15150.09600.09	160x37	AB	96mm	609	Pcs	25	
		15150.12800.09	195x37	AB	128mm	683	Pcs	25	
		21150.03800.09	37x52	AB	38mm	389	Pcs	25	
	Sole	24157Z0300B.09	30x30	AB	30mm	158	Pcs	25	
		24157Z0690B.09	69x69	AB	69mm	655	Pcs	10	
	Oasi Retangulaire	15159Z0960B.09	137x34	AB	96mm	900	Pcs	15	
		15159Z0960B.25	137x34	SA	96mm	1260	Pcs	15	
		15159Z0960B.36	137x34	CP	96mm	1078	Pcs	15	
		15159Z0960B.48	137x34	BN	96mm	1019	Pcs	15	
		15159Z1600B.09	200x34	AB	160mm	1036	Pcs	10	
		15159Z1600B.25	200x34	SA	160mm	1624	Pcs	10	
		15159Z1600B.36	200x34	CP	160mm	1103	Pcs	10	
15159Z1600B.48	200x34	BN	160mm	1040	Pcs	10			



.09 .07 .54 .15 .51 .32 .36 .F5 .48 .20 .25 .22 .N2

Image	Series	Code	Dimension	Finish	Size	MRP	Unit	Box
 ☆		24159Z0340B.09	34x33x27	AB	34mm	315	Pcs	25
		24159Z0340B.25	34x33x27	SA	34mm	424	Pcs	25
		24159Z0340B.36	34x33x27	CP	34mm	389	Pcs	25
		24159Z0340B.48	34x33x27	BN	34mm	368	Pcs	25
 ☆	Oasi	24160Z0320B.09	48x52	AB	32mm	585	Pcs	25
		24160Z0320B.25	48x52	SA	32mm	798	Pcs	25
		24160Z0320B.36	48x52	CP	32mm	774	Pcs	25
		24160Z0320B.48	48x52	CP	32mm	732	Pcs	25
 ☆	Oasi	15160Z0640B.09	84x87	AB	64mm	1131	Pcs	10
		15160Z0640B.25	84x87	SA	64mm	1540	Pcs	10
		15160Z0640B.36	84x87	CP	64mm	1229	Pcs	10
		15160Z0640B.48	84x87	CP	64mm	1159	Pcs	10
	Oasi	15160Z1280B.09	150x52	AB	128mm	1155	Pcs	10
		15160Z1280B.25	150x52	SA	128mm	1666	Pcs	10
		15160Z1280B.36	150x52	CP	128mm	1229	Pcs	10
		15160Z1280B.48	150x52	CP	128mm	1159	Pcs	10
 ☆	Oasi Incassi	15160Z1130B.09	113x56	AB	113mm	1141	Pcs	10
		15160Z1130B.25	113x56	SA	113mm	1530	Pcs	10
		15160Z1130B.36	113x56	CP	113mm	1509	Pcs	10
		15160Z1130B.48	113x56	BN	113mm	2272	Pcs	10
		15160Z1450B.09	145x56	AB	145mm	1341	Pcs	10
		15160Z1450B.25	145x56	SA	145mm	1817	Pcs	10
		15160Z1450B.36	145x56	CP	145mm	1729	Pcs	10
		15160Z1450B.48	145x56	BN	145mm	2601	Pcs	10
		15160Z2090B.09	209x56	AB	209mm	1652	Pcs	10
		15160Z2090B.25	209x56	SA	209mm	2485	Pcs	10
		15160Z2090B.36	209x56	CP	209mm	2160	Pcs	10
15160Z2090B.48	209x56	BN	209mm	3245	Pcs	10		
	Oasi	15161Z0640B.09	83x83	AB	64mm	1008	Pcs	10
		15161Z0640B.25	83x83	SA	64mm	1372	Pcs	10
		15161Z0640B.36	83x83	CP	64mm	1120	Pcs	10
		15161Z1280B.09	151x64	AB	128mm	1043	Pcs	10
		15161Z1280B.25	151x64	SA	128mm	1428	Pcs	10
		15161Z1280B.36	151x64	CP	128mm	1120	Pcs	10



.09 .07 .54 .15 .51 .32 .36 .F5 .48 .20 .25 .22 .N2

Image	Series	Code	Dimension	Finish	Size	MRP	Unit	Box
	Bridge	15162Z12800.09	145x30	AB	128mm	588	Pcs	25
		24162Z03200.09	30x30	AB	32mm	298	Pcs	25
	Floris	15163Z06000.07	58x60x22	BA	60mm	567	Pcs	25
		15163Z06000.36	58x60x22	CP	60mm	819	Pcs	25
		15163Z10000.07	99x100x22	BA	100mm	1124	Pcs	25
		15163Z10000.36	99x100x22	CP	100mm	1379	Pcs	25
	Ecopelle	15175E12890.25	202x37	SA	128mm	2090	Pcs	25
		21175E11390.25	111x37	SA	113mm	1092	Pcs	25
	Pandora	15176P1282A.07	161x32x34	BA	128mm	994	Pcs	25
		24176P0582A.07	58x32x29	BA	58mm	770	Pcs	25
		15177Z12800L09	161x32x30	AB	128mm	763	Pcs	25
		24177Z05800L09	58x32x26	AB	58mm	616	Pcs	25
		24177Z03000L09	30x21	AB	30mm	329	Pcs	25



AB	BA	POV	BG	SN	CS	CP	WH	BN	GA	SA	OA	BL
.09	.07	.54	.15	.51	.32	.36	.F5	.48	.20	.25	.22	.N2

Image	Series	Code	Dimension	Finish	Size	MRP	Unit	Box
	Cosmopolitan	24178P06915.25	69x25x27	SA	69mm	998	Pcs	25
		24178P06923.07	69x25x27	SA	69mm	1036	Pcs	25
		24178P06986.36	69x25x27	CP	69mm	1054	Pcs	25
	Cosmopolitan	15178P12815.25	144x27x32	SA	128mm	1491	Pcs	25
		15178P12823.07	144x27x32	POV	128mm	1519	Pcs	25
		15178P12886.36	144x27x32	CP	128mm	1428	Pcs	25
	Barocca	24179Z02000.07	20x17x24	BA	20mm	200	Pcs	25
		24179Z02000.48	20x17x24	BN	20mm	382	Pcs	25
		15179Z12820.07	145x14x28	BA	128mm	455	Pcs	25
		15179Z12820.48	145x14x28	BN	128mm	805	Pcs	25
		15179Z19220.07	211x18x34	BA	192mm	774	Pcs	25
		15179Z19220.48	211x18x34	BN	192mm	1085	Pcs	25
	Onda	15182Z064DM.36	110x19x25	CP	64mm	949	Pcs	25
		15182Z096DM.36	170x19x25	CP	96mm	1148	Pcs	10
		15182Z160DM.36	250x19x25	CP	160mm	1449	Pcs	10
		15182Z064SM.36	110x19x25	CP	64mm	949	Pcs	25
		15182Z096SM.36	170x19x25	CP	96mm	1148	Pcs	10
		15182Z160SM.36	250x19x25	CP	160mm	1449	Pcs	10
	Musa	15185Z0320M.36	60x30	CP	32mm	662	Pcs	25
		15185Z1280M.36	210x30x19	CP	128mm	991	Pcs	10
		15185Z1600M.36	247x30x19	CP	160mm	1117	Pcs	10



.09 .07 .54 .15 .51 .32 .36 .F5 .48 .20 .25 .22 .N2

Image	Series	Code	Dimension	Finish	Size	MRP	Unit	Box
	Sintesi	15188Z0320M.31	90x14.5x16.5	SN	32mm	662	Pcs	10
		15188Z1280M.31	180x14.5x16.5	SN	128mm	935	Pcs	10
		15188Z2240M.31	275x14.5x16.5	SN	224mm	1131	Pcs	10
	Crystal Classic	15200Z06400.32	100x15	CS	64mm	3231	Pcs	10
		15200Z09600.32	136x15	CS	96mm	6913	Pcs	10
		15200Z12800.32	173x15	CS	128mm	7093	Pcs	10
		24200Z02700.32	27x27	CS	27mm	1642	Pcs	25
		24200Z01500.32	15x15	CS	15mm	835	Pcs	25
	Art Deco	15203Z0900B.51	90x31	SN	90mm	1124	Pcs	25
		15203Z1430B.51	143x40	SN	143mm	1428	Pcs	10
		15203Z09000.09	90x31	AB	90mm	536	Pcs	25
		15203Z14300.09	143x40	AB	143mm	952	Pcs	10
	Intreccio	15213Z09600.09	142x28	AB	96mm	977	Pcs	10
		15213Z09600.36	142x28	CP	96mm	1078	Pcs	10
		24213Z04500.09	40x20	AB	45mm	165	Pcs	25
		24213Z04500.36	40x20	CP	45mm	214	Pcs	25
	Luigi XVI	24222Z03000.09	30x22	AB	30mm	179	Pcs	25



.09 .07 .54 .15 .51 .32 .36 .F5 .48 .20 .25 .22 .N2

Image	Series	Code	Dimension	Finish	Size	MRP	Unit	Box
	Autumn	15229Z12800.09	176x25	AB	128mm	791	Pcs	10
		15229Z12800.25	176x25	SA		1232	Pcs	25
		24229Z02800.09	28x25	AB	28mm	214	Pcs	25
		24229Z02800.25	28x25	SA		336	Pcs	25
	Tudor	15231Z16000.09	172x38	AB	160mm	1152	Pcs	10
		24231Z03200.09	30x30	AB	32mm	333	Pcs	25
	Stone	15256Z0640B.09	100x55	AB	64mm	742	Pcs	20
		15256Z0640B.25	100x55	SA	64mm	823	Pcs	20
		15256Z0640B.36	100x55	CP	64mm	966	Pcs	20
		15256Z1280B.09	194x56	AB	128mm	1341	Pcs	10
		15256Z1280B.25	194x56	SA	128mm	1572	Pcs	10
		15256Z1280B.36	194x56	CP	128mm	1425	Pcs	10
		24256Z0490B.09	49x46x28	AB	49mm	347	Pcs	25
		24256Z0490B.25	49x46x28	SA	49mm	501	Pcs	25
24256Z0490B.36	49x46x28	CP	49mm	501	Pcs	25		
	Zar	15258Z13400.09	134x45	AB	134mm	501	Pcs	20
		24258Z06000.09	61x33x23	AB	60mm	305	Pcs	25
		24258Z07900.09	79x41x25	AB	79mm	455	Pcs	25
		24258Z09900.09	99x52x27	AB	99mm	560	Pcs	25
	Amelie	15259Z17000.15	170x48x23	BG	170mm	1740	Pcs	10
		15259Z17000.32	170x48x23	CP	170mm	1512	Pcs	10
		15259Z17000.48	170x48x23	BN	170mm	1715	Pcs	10
		24259Z03700.15	37x36x20	BG	60mm	917	Pcs	10
		24259Z03700.32	37x36x20	CP	60mm	721	Pcs	10
		24259Z03700.48	37x36x20	BN	60mm	952	Pcs	10
		24259Z06000.15	59x59x23	BG	60mm	1239	Pcs	10
		24259Z06000.32	59x59x23	CP	60mm	1047	Pcs	10
24259Z06000.48	59x59x23	BN	60mm	1264	Pcs	10		



.09 .07 .54 .15 .51 .32 .36 .F5 .48 .20 .25 .22 .N2

Image	Series	Code	Dimension	Finish	Size	MRP	Unit	Box
	Twist	24273Z03200.36	32x26	CP	32mm	809	Pcs	20
		24273Z05200.36	52x33	CP	52mm	2433	Pcs	10
		24273Z07200.36	72x36	CP	72mm	4459	Pcs	10
		24273Z03204.N2	32x26	BL	32mm	809	Pcs	20
		24273Z05204.N2	52x33	BL	52mm	2433	Pcs	10
		24273Z07204.N2	72x36	BL	72mm	4459	Pcs	10
		24273Z03200.F5	32x26	WH	32mm	784	Pcs	20
		24273Z05200.F5	52x33	WH	52mm	2433	Pcs	10
24273Z07200.F5	72x36	WH	72mm	4459	Pcs	10		
	Glam	24274Z04200.36	30x42x24	CP	42mm	2261	Pcs	20
		24274Z06600.36	47x66x28	CP	66mm	4893	Pcs	10
	Madre Perla	15299Z06400.32	100x15	CS	64mm	3759	Pcs	10
		15299Z09600.32	136x15	CS	96mm	4942	Pcs	10
		15299Z12800.32	173x15	CS	128mm	8036	Pcs	10
		24299Z01500.32	15x15	CS	15mm	798	Pcs	25
		24299Z02600.32	27x15	CS	26mm	1194	Pcs	25
		24299Z02700.32	27x27	CS	27mm	1890	Pcs	25
		15302Z0640B.32	111x30	CS	64mm	7760	Pcs	2
		15302Z1600B.32	219x30	CS	160mm	14424	Pcs	2



Image	Series	Code	Dimension	Finish	Size	MRP	Unit	Box	
	Madre Perla	24302Z0300B.32	30x30x29	CS	30mm	2958	Pcs	4	
		24302Z0570B.32	57x57x29	CS	57mm	6906	Pcs	2	
	Capriccio	15308Z0960B.07	126x30	BA	96mm	532	Pcs	25	
		15308Z0960B.09	126x30	AB	96mm	564	Pcs	25	
		15308Z0960B.25	126x30	SA	96mm	732	Pcs	25	
		15308Z0960B.36	126x30	CP	96mm	893	Pcs	25	
		15308Z1280B.07	177x45	BA	128mm	917	Pcs	25	
		15308Z1280B.09	177x45	AB	128mm	973	Pcs	25	
		15308Z1280B.25	177x45	SA	128mm	1267	Pcs	25	
		15308Z1280B.36	177x45	CP	128mm	1547	Pcs	25	
		24108Z0300B.07	30x30x20	BA	30mm	193	Pcs	25	
		24108Z0300B.09	30x30x20	AB	30mm	186	Pcs	25	
		24108Z0300B.25	30x30x20	SA	30mm	235	Pcs	25	
		24108Z0300B.36	30x30x20	CP	30mm	424	Pcs	25	
	Black Stone	15305Z0640B.32	111x30	CS	64mm	6874	Pcs	2	
		15305Z1600B.32	219x30	CS	160mm	12558	Pcs	2	
		Black Granite	15310Z0640B.32	111x30	CS	64mm	6874	Pcs	2
			15310Z1600B.32	219x30	CS	160mm	12558	Pcs	2
24310Z0300B.32	30x30x29		CS	30mm	2146	Pcs	4		





AB	BA	POV	BG	SN	CS	CP	WH	BN	GA	SA	OA	BL
.09	.07	.54	.15	.51	.32	.36	.F5	.48	.20	.25	.22	.N2

Image	Series	Code	Dimension	Finish	Size	MRP	Unit	Box
	Grace	24316P0352A.07	34x29	BA	34mm	501	Pcs	25
	Art Deco	18330Z09000.54	23x110	POV	90mm	735	Pcs	25
		18330Z18500.54	37x213	POV	185mm	1484	Pcs	10
	Luigi XV	15331.09600.54	143x50	POV	96mm	837	Pcs	20
	Jolie	15375Z128S0.07	160x83x29	BA	128mm	816	Pcs	10
		15375Z128D0.07	160x83x29	BA	128mm	816	Pcs	10
	Luigi XVI	24225Z03000.09	30x23	AB	30mm	179	Pcs	25
		24225Z03000.54	30x23	POV	30mm	186	Pcs	25
	Luigi XVI	24401.03001.54	30x24	POV	30mm	301	Pcs	25
	Luigi XVI	24404.02501.09	25x21	AB	25mm	214	Pcs	25
		24404.02501.54	25x21	POV	25mm	235	Pcs	25
		24404.03001.09	30x23	AB	30mm	245	Pcs	25
		24404.03001.54	30x23	POV	30mm	273	Pcs	25
	Luigi XV	24452.02501.09	25x23	AB	25mm	203	Pcs	25
		24452.02501.54	25x23	POV	25mm	252	Pcs	25
		24452.03501.09	35x28	AB	35mm	259	Pcs	25
		24452.03501.54	35x28	POV	35mm	319	Pcs	25
	Luigi XVI	24479.02600.09	26x19	AB	26mm	203	Pcs	25
		24479.02600.54	26x19	POV	26mm	228	Pcs	25
		24479.03600.09	36x24	AB	36mm	277	Pcs	25
		24479.03600.54	36x24	POV	36mm	312	Pcs	25
	Sole	24470.03000.09	30x24	AB	30mm	242	Pcs	25



.09 .07 .54 .15 .51 .32 .36 .F5 .48 .20 .25 .22 .N2

Image	Series	Code	Dimension	Finish	Size	MRP	Unit	Box
	700 Inglese	24494Z03500.09	35x26	AB	35mm	410	Pcs	25
		24494Z03501.22	35x26	OA	35mm	424	Pcs	25
	Rustico	24496.03501.09	35x26	AB	35mm	301	Pcs	25
	Provenzale	24499.03001.09	30x24	AB	30mm	273	Pcs	25
		24499.03501.09	35x27	AB	30mm	291	Pcs	25
	Viaggio	24700Z06300.09	63x37x26	AB	63mm	476	Pcs	25
	Country	24477.03100.09	31x21	AB	31mm	263	Pcs	25
	Impero	26027.19000.09	109x190	AB	190mm	4106	Pcs	1
		26027.19000.07	109x190	POV	190mm	5047	Pcs	1
	Regency	30850.038v0.09	25x38	AB	38mm	154	Pcs	25
	Luigi XV	37724Z05000.09	50x62	AB	50mm	410	Pcs	25



Image	Series	Code	Dimension	Finish	Size	MRP	Unit	Box
	Barocco	42430Z12500.09	125x76.5 20 Kg/Pc 6-40mm Glass/Panel	AB	125mm	1845	Pcs	1
 	Decorazioni	45230.02801.54	28x28	POV	28mm	123	Pcs	25
	Decorazioni	45240.21801.54	218x67	POV	218mm	1064	Pcs	25
	Decorazioni	45242.10500.54	25x105	POV	105mm	347	Pcs	25
	Decorazioni	45243.06000.54	38x60	POV	60mm	284	Pcs	25
 	Decorazioni	45262.03900.54	39x39	POV	39mm	189	Pcs	25
 	Decorazioni	45248.05000.54	24x50	POV	50mm	179	Pcs	25
		45248.06900.54	33x69	POV	69mm	284	Pcs	25



.09 .07 .54 .15 .51 .32 .36 .F5 .48 .20 .25 .22 .N2

Image	Series	Code	Dimension	Finish	Size	MRP	Unit	Box
	Decorazioni	45264.15500.54	155x57	POV	155mm	882	Pcs	25
	Decorazioni	45983.06000.54	37x60	POV	60mm	553	Pcs	25
	Tomb	M31.19.191.15	167x26	SA+BL	128mm	1659	Pcs	25
	Right Swirl	M36.00.00.00 (Right)	133x41x33	WH	133mm	1971	Pcs	4
	Left Swirl	M37.00.00.00 (Left)	133x41x33	WH	133mm	1971	Pcs	4
	Corn Oval	P01.01.81.02	34x25x43	AB+ Ceramic	34mm	361	Pcs	50
	Corn Round	P04.01.81.02	26x31	AB+ Ceramic	26mm	312	Pcs	50
	Floral	P08.01.181.15	24x29	SA+Blue	29mm	539	Pcs	50
	Rose	P32.26.00.02	80x80x22	Old Brass	80mm	2797	Pcs	4
	Flower	P36.26.00.00	49x28	Old Brass	49mm	1292	Pcs	8



.09 .07 .54 .15 .51 .32 .36 .F5 .48 .20 .25 .22 .N2

Image	Series	Code	Dimension	Finish	Size	MRP	Unit	Box
 ☆	Black Ball	P39.19.00.22	40x40	BN	40mm	1593	Pcs	8
 ☆	Button String	P48.19.230.22	44x30	BN	44mm	1292	Pcs	8
	Button Cross	P48.00.222.22	44x30	WH+SA	44mm	1141	Pcs	8
 ☆	Button String	P48.00.223.22	44x30	WH+BL	44mm	1141	Pcs	8
	Button Plain	P48.01.00.22	44x30	AB+Ceramic	44mm	746	Pcs	8
	Boe	P50.26.00.02	45x45x30	OB	45mm	1292	Pcs	8
 ☆	Butterfly	P52.26.00.02	45x50x30	OB	45mm	1292	Pcs	8
 ☆	Heart	P54.01.M7.06	39x49x30	BA+Ceramic	39mm	1292	Pcs	8
 ☆	Heart	P54.26.00.02	39x49x30	AB+OB	39mm	1292	Pcs	8
	BM Screws	65400.X25	16-52mm 25 Pcs Pack	GL	M4x 50mm	200	Pack	10

# Code Reference

## Codes Start with

- DH - Wooden Door Hardware
  - All Sliding Systems for Heavy Wooden Doors
- GH - Glass Door Hardware
  - All Sliding Systems for Heavy & Light Glass Doors
- FF - Furniture Cabinet & Drawer Fittings
  - Wardrobe Sliding Hardware
- MH - Mortise and Main Door Pull Handles
- FH - Furniture Handles and Knobs

## Extended Codes for MH and FH Series

- MHA - Main Door Pull Handles for Wood & Glass Doors
- MHM - Mortise Handles on 8" CY Plate
- MHG - Mortise Handles on Rose Base
- MHJ - Mortise Handles on 10" CY Plate
- MHY - Mortise Handles on 8" KY Plate
- FHP - Cabinet Handles
- FHQ - Cabinet Knobs

## Material and Finish Acronyms

- AL/ALU - Aluminium
- SS - Stainless Steel
- CP - Chrome Polish
- ZK - Zinc Metal
- SN - Satin Nickel
- RGM - Rose Gold Matt
- RGG - Rose Gold Glossy
- AB - Antique Brass Glossy
- BM - Bronze Matt
- GR - Graphite
- BL - Matt Black
- BN - Black Nickel
- SA - Silver Antique
- BG - Bright Gold
- BP - Brass Polish
- MG - Matt Gold
- WD - Wood
- WH - White
- AC - Antique Copper
- CG - Copper Glossy

## Category

- 01 - Door Accessories
- 02 - Door Control Systems
- 03 - Sliding Door Systems
- 04 - Door Locking Systems & Electronic Locks
- 05 - Entrance Locksets
- 06 - Mortise Locksets
- 07 - Mortise Handles
- 08 - Pull Handles
- 09 - Linea Cali
- 10 - Salice Paolo
- 11 - Patch Fittings & Manet Fittings
- 12 - Shower Cubicle Fittings
- 13 - Glass Sliding Systems
- 14 - Glass Structural Fittings
- 15 - Glass & Rod Railings
- 16 - Grass Drawer Systems
- 17 - PAG Kitchen Drawer Systems
- 18 - Furniture Fittings & Accessories
- 19 - Furniture Sliding Systems
- 20 - Wardrobe Accessories & Safes
- 21 - Sanitary Accessories
- 22 - Curtain Accessories
- 23 - Furniture Handles
- 24 - Marella



Celebrating  
**38**  
Years of  
Excellence

**Pag International Pvt. Ltd.**

Head Office & Display Center : 60/62 Kika Street Mumbai 400004

Warehouse & Factory : E15-E21 Swidhinath Complex Dapoda

Road Valgaon Bhiwandi 421302

+91 90 2900 2099 @info@paghardware.com www.paghardware.com

    /paghardware  bit.ly/9029002099